

PETEROBOJ KADETSKIH REPREZENTACIJA Hrvatska - Češka - Mađarska - Slovačka - Slovenija

INTERNATIONAL FIVE COUNTRIES U16 MATCH CRO - CZE - HUN - SVK – SLO



RESULTS

Varaždin, September 30th 2017

International U16 Match

Croatia (CRO), Czech Republic (CZE), Hungary (HUN), Slovenia (SLO), Slovakia (SVK)
Varaždin (CRO), September 30th, 2017.

ORGANIZING COMMITTEE

- Honorary President - Ivan Čehok, City Mayor
- President - Ivan Veštić, CAF President
- Vice President - Ivan Domislović, President of AC Sloboda & CAF Vice President
- Vice President - Patrik Koščak, General Secretary of ZŠUGV
- Member - Vladimir Mikulec, CAF
- Member - Mihaela Majurec, CAF

EXECUTIVE COMMITTEE

- President - Ivan Domislović
- CAF Delegate - Zvonimir Iveković
- Competition Director - Marinko Šipoš
- Protocol, media - Ivan Domislović, Višnja Bunić
- Medical services - General Hospital Varaždin
- Announcer/speaker - Nebojša Pešić
- Welcome Desk (Hotel) - Kristina Dudek, Petra Špicar
- Info Center on the Stadium - Svea Gradinščak
- Chief Judge - Marina Cmrečki
- Call-Room - Lucija Pokos
- Timing - Ivan Čondor
- Data processing - Miroslav Hainž
- Technical services - Nenad Pavliček, Marija Hižman
- Marshall - Damir Pascuttini

COMPETITION PARTICIPANTS

Rb	Country / Zemlja	Team color	Team manager	Number of athletes	Number of start places
1.	CZE - Czech Republic, Češka	red-dark blue	Petra Helešicová	49	60
2.	HUN - Hungary, Madžarska	red	Márton Horváth	60	58
3.	SVK - Slovakia, Slovačka	white-red-blue	Lukáš Kotala, Milan Laurenčík	51	57
4.	SLO - Slovenia, Slovenija	green-blue	Uroš Verhovnik, Andrej Jeriček	56	57
5.	CRO - Croatia, Hrvatska	red	Srećko Opašić	58	58
				274	290

Results

100 Metres		Girls U16									Start: 11:10
											Held: 11:17
Rank	Bib	Athlete	YOB	Country	Category	NC	Age res	Wind	Result	Points	
1.	212	Adéla NOVOTNÁ	2003	CZE		-		(-0,6)	12,33	11	
2.	218	Eliška SEMECKÁ	2002	CZE		-		(+0,0)	12,56	9	
3.	423	Andrea ŠVECOVÁ	2003	SVK		-		(-0,6)	12,63	8	
4.	527	Iza ZAKOŠEK	2003	SLO		-		(-0,6)	12,64	7	
5.	323	Virág SIMON	2002	HUN		-		(-0,6)	12,65	6	
6.	406	Viktória FORSTER	2002	SVK		-		(+0,0)	12,71	5	
7.	116	Eva MAČKOVIĆ	2003	CRO		-		(-0,6)	12,71	4	
8.	128	Ema VUKADIN	2002	CRO		-		(+0,0)	12,75	3	
9.	321	Vivien RÁCZ	2002	HUN		-		(+0,0)	12,77	2	
10.	516	Iva MOČAN	2002	SLO		-		(+0,0)	13,14	1	
	220	Barbora ŠPLECHTNOVÁ	2002	CZE		ooc	-	(+0,0)	12,65		

300 Metres		Girls U16									Start: 12:00
											Held: 12:06
Rank	Bib	Athlete	YOB	Country	Category	NC	Age res	Result	Points		
1.	212	Adéla NOVOTNÁ	2003	CZE		-		38,89	11		
2.	511	Zala ISTENIČ	2002	SLO		-		39,56	9		
3.	323	Virág SIMON	2002	HUN		-		40,01	8		
4.	423	Andrea ŠVECOVÁ	2003	SVK		-		40,19	7		
5.	201	Klára BARTOŠKOVÁ	2002	CZE		-		40,66	6		
6.	318	Regina MOHAI	2002	HUN		-		40,98	5		
7.	514	Nea MEH	2002	SLO		-		41,14	4		
8.	413	Katarína KIŠKOVÁ	2002	SVK		-		41,61	3		
9.	105	Josipa CECIĆ	2003	CRO		-		42,13	2		
10.	101	Melani BOSIĆ	2003	CRO		-		42,59	1		

600 Metres		Girls U16									Start: 10:50
											Held: 10:58
Rank	Bib	Athlete	YOB	Country	Category	NC	Age res	Result	Points		
1.	221	Pavla ŠTOUDKOVÁ	2003	CZE		-		1:32,21	11		
2.	328	Zita URBÁN	2002	HUN		-		1:33,70	9		
3.	203	Anna CAGAŠOVÁ	2004	CZE		-		1:33,92	8		
4.	107	Petra COKARIĆ	2002	CRO		-		1:34,51	7		
5.	110	Ania IŠIĆ	2002	CRO		-		1:35,95	6		
6.	421	Emma PAULÍNYOVÁ	2002	SVK		-		1:36,71	5		
7.	522	Zala SEKAVČNIK	2003	SLO		-		1:38,11	4		
8.	306	Dominika GAJDOS	2003	HUN		-		1:38,39	3		
9.	502	Karin CUKJATI	2002	SLO		-		1:38,62	2		
10.	425	Hana ZÁHRADNÍČKOVÁ	2003	SVK		-		1:46,93	1		













Results











2000 Metres Girls U16 Start: 12:20
Held: 12:25

Rank	Bib	Athlete	YOB	Country	Category	NC	Age res	Result	Points
1.	302	Dorottya CSUTA	2004	HUN 	-			6:25,88	11
2.	504	Nika DOBOVŠEK	2003	SLO 	-			6:28,82	9
3.	216	Karolína SASYNOVÁ	2002	CZE 	-			6:30,17	8
4.	416	Zuzana MICHALIČKOVÁ	2002	SVK 	-			6:37,21	7
5.	520	Maja PER	2002	SLO 	-			6:39,23	6
6.	422	Lucia ŠIŠOLÁKOVÁ	2002	SVK 	-			6:42,40	5
7.	314	Kata KONCZ	2002	HUN 	-			6:44,83	4
8.	205	Petra HELEBRANTOVÁ	2003	CZE 	-			6:56,98	3
9.	122	Dea PETROVIĆ	2005	CRO 	-			7:23,95	2
10.	109	Tia Lena HINIĆ	2002	CRO 	-			7:41,02	1

100 Metres Hurdles (762/8.25/10) Girls U16 Start: 11:40
Held: 11:41

Rank	Bib	Athlete	YOB	Country	Category	NC	Age res	Wind	Result	Points
1.	213	Barbara PÍCHALOVÁ	2002	CZE 	-			(+0,3)	14,36	11
2.	303	Szonja DECKER	2002	HUN 	-			(-0,3)	14,68	9
3.	209	Daniela KOTKOVÁ	2002	CZE 	-			(-0,3)	14,72	8
4.	320	Júlia PETROZSÉNYI	2002	HUN 	-			(+0,3)	14,76	7
5.	410	Natália HOLEŠOVÁ	2002	SVK 	-			(-0,3)	14,79	6
6.	408	Natália GYOMRAIOVÁ	2002	SVK 	-			(+0,3)	14,94	5
7.	121	Ivana PELIVAN	2003	CRO 	-			(+0,3)	15,24	4
8.	119	Lea NOVKOVIĆ	2003	CRO 	-			(-0,3)	15,84	3
9.	501	Eva BOŽIČ	2002	SLO 	-			(+0,3)	16,13	2
	518	Izabella Hajdi NAVODNIK	2003	SLO 	-				DQ 162.6	

300 Metres Hurdles (762/35/7) Girls U16 Start: 10:30
Held: 10:40

Rank	Bib	Athlete	YOB	Country	Category	NC	Age res	Result	Points
1.	213	Barbara PÍCHALOVÁ	2002	CZE 	-			44,49	11
2.	311	Gabriella K.SZABÓ	2002	HUN 	-			44,67	9
3.	200	Tereza BABICKÁ	2003	CZE 	-			44,89	8
4.	400	Paula ÁCSOVÁ	2002	SVK 	-			45,50	7
5.	114	Rahela LEŠČAK	2002	CRO 	-			46,05	6
6.	125	Natalija ŠVENDA	2002	CRO 	-			46,06	5
7.	304	Réka DONKA	2002	HUN 	-			46,54	4
8.	407	Mia FOTULOVÁ	2003	SVK 	-			48,01	3
9.	510	Kaja GROS	2002	SLO 	-			48,37	2
10.	512	Pia KOCJANČIČ	2003	SLO 	-			49,58	1

Results

3000 Metres Race Walk

Girls U16

Start: 10:10

Held: 10:12

Rank	Bib	Athlete	YOB	Country	Category	NC	Age res	Result	Points
1.	329	Petra ZAHORÁN	2002	HUN 	-			15:17,29	11
2.	211	Eliška MARTÍNKOVÁ	2002	CZE 	-			15:29,15	9
3.	325	Tiziana SPILLER	2002	HUN 	-			15:41,23	8
4.	111	Bruna JANČEK	2002	CRO 	-			15:52,02	7
5.	401	Paulina AVENOVÁ	2004	SVK 	-			16:04,57	6
6.	403	Karin DEVALDOVÁ	2003	SVK 	-			16:11,63	5
7.	224	Jana ZIKMUNDOVÁ	2002	CZE 	-			16:39,94	4
8.	500	Karin AVSENEK	2003	SLO 	-			16:42,38	3
9.	117	Mia MAREK	2004	CRO 	-			18:09,24	2
10.	524	Marija Zila ŠIKOVČ	2003	SLO 	-			18:52,30	1

Long Jump

Girls U16

Start: 11:20

Rank	Bib	Athlete	YOB	Country	Category	NC	Age res	Wind	Result	Points
1.	523	Manca STARAŠINIČ	2002	SLO 	-			(+0,1)	5,95	11
		5,31/+0,7 5,95/+0,1 x/+0,3 5,64/+0,7 x/+0,3 5,56/+1,3								
2.	218	Eliška SEMECKÁ	2002	CZE 	-			(+0,3)	5,67	9
		5,25/+0,2 5,67/+0,3 5,35/+0,5 - - -								
3.	327	Szabina SZŰCS	2002	HUN 	-			(+0,1)	5,66	8
		5,57/+0,7 x/+1,7 x/+0,2 3,92/+0,4 5,66/+0,1 x/+2,0								
4.	222	Daniela VOLNÁ	2002	CZE 	-			(+0,4)	5,44	7
		4,91/+1,1 4,76/+0,0 5,44/+0,4 4,97/+0,4 5,29/+0,2 5,19/+0,1								
5.	326	Laura SZABÓ	2002	HUN 	-			(+0,1)	5,31	6
		4,94/+0,6 5,13/+0,5 5,31/+0,1 x/+0,7 5,24/+0,3 x/+0,6								
6.	517	Hanna Paulina NAVODNIK	2003	SLO 	-			(+0,7)	5,29	5
		4,43/+0,6 4,72/+0,4 4,61/+0,8 5,27/+0,2 x/+0,4 5,29/+0,7								
7.	424	Renáta VODNYANSZKÁ	2004	SVK 	-			(+0,9)	5,23	4
		5,00/+1,0 5,06/+0,9 5,23/+0,9 x/+0,6 x/+0,8 5,14/+1,0								
8.	405	Lea FARKAS	2003	SVK 	-			(+0,2)	5,16	3
		5,16/+0,2 x/+0,1 4,99/+0,5 4,93/+1,2 5,03/+0,7 5,11/+1,7								
9.	112	Ana KARDUM	2003	CRO 	-			(+0,6)	4,96	2
		x/+0,5 4,96/+0,6 4,80/+0,4 4,69/+1,3 4,52/+0,2 4,76/+0,5								
10.	100	Laura BARTULOV	2003	CRO 	-			(+0,1)	4,88	1
		4,59/+0,9 4,88/+0,1 4,84/+1,1 4,53/+0,1 4,87/+0,2 x/+1,0								

Results

High Jump Girls U16 Start: 10:10

Rank	Bib	Athlete	YOB	Country	Category	NC	Age res	Result	Points
<i>Raising the bar: 150, 155, 160, 165, 168, 171, ... + 3 cm</i>									
1.	308	Anna GOSCHI	2002	HUN		-		1,68	11
2.	418	Michaela MOLNÁROVÁ	2004	SVK		-		1,65	9
3.	123	Sara ŠANDRIĆ	2002	CRO		-		1,65	8
4.	414	Michaela LENHARTOVÁ	2002	SVK		-		1,65	7
5.	208	Viktorie KLEPETKOVÁ	2003	CZE		-		1,65	6
6.	222	Daniela VOLNÁ	2002	CZE		-		1,60	5
7.	300	Anna Mária BORNÝ	2002	HUN		-		1,60	4
8.	118	Klaudija MATULOVIC-SMOČIL	2005	CRO		-		1,60	3
9.	507	Loti GORJANEC	2002	SLO		-		1,55	1,5
9.	508	Ana GRAJŽL	2003	SLO		-		1,55	1,5
	102	Marta BOŠNJAK	2002	CRO		ooc	-	1,55	

High Jump Women Girls U16

BIB	Name	140	145	150	155	160	165	168	171
308	Anna GOSCHI	-	-	o	o	o	o	xo	xxx
418	Michaela MOLNÁROVÁ	-	-	o	xo	o	o	xxx	
123	Sara ŠANDRIĆ	-	-	o	o	xo	xo	xxx	
414	Michaela LENHARTOVÁ	-	-	o	o	o	xxo	xxx	
208	Viktorie KLEPETKOVÁ	-	-	o	xxo	o	xxo	xxx	
222	Daniela VOLNÁ	-	-	o	xo	o	xxx		
300	Anna Mária BORNÝ	-	-	xo	xxo	o	xxx		
118	Klaudija MATULOVIC-SMOČIL	-	-	o	o	xo	xxx		
507	Loti GORJANEC	o	o	o	xxo	xxx			
508	Ana GRAJŽL	o	o	o	xxo	xxx			
102	Marta BOŠNJAK ooc	o	o	o	xo	xxx			

Results

Pole Vault Girls U16 Start: 12:10

Rank	Bib	Athlete	YOB	Country	Category	NC	Age res	Result	Points
<i>Raising the bar: 230, 250, 270, 290, 300, 310, 320, 330, 340, 350, 355, ..., + 5 cm</i>									
1.	316	Boglárka KULCSÁR	2002	HUN				3,65	11
2.	207	Tereza JANÍKOVÁ	2002	CZE				3,50	9
3.	219	Veronika ŠEBÁKOVÁ	2002	CZE				3,40	8
4.	310	Gréta HORNÁCSIK	2002	HUN				3,30	7
5.	124	Klara ŠOJA	2002	CRO				3,10	5,5
5.	519	Nina PAVLEK	2002	SLO				3,10	5,5
7.	420	Lujza PALIDEROVÁ	2002	SVK				2,70	4
8.	417	Marietta MIKLOVÁ	2002	SVK				2,50	3
9.	505	Laura ĐEKANOVIĆ	2003	SLO				2,50	2
	120	Barbara PARAVAC	2003	CRO				NM	
	322	Réka SCHEIDLER	2004	HUN			ooc	3,30	

Pole Vault Women Girls U16

BIB	Name	230	250	270	290	300	310	320	330	340	350	355	360	365	371
316	Boglárka KULCSÁR	-	-	-	-	o	-	o	-	o	xo	xo	o	xo	xxx
207	Tereza JANÍKOVÁ	-	-	-	o	-	o	-	o	xo	o	-	x-	xx	
219	Veronika ŠEBÁKOVÁ	-	-	o	xo	xo	o	o	o	xxo	xxx				
310	Gréta HORNÁCSIK	-	-	-	-	o	o	o	xo	xxx					
124	Klara ŠOJA	-	-	o	o	o	o	xxx							
519	Nina PAVLEK	-	o	o	o	o	o	xxx							
420	Lujza PALIDEROVÁ	xxo	o	o	xxx										
417	Marietta MIKLOVÁ	o	o	xxx											
505	Laura ĐEKANOVIĆ	xo	xo	xxx											
120	Barbara PARAVAC	-	xxx												
322	Réka SCHEIDLER	-	-	-	-	xo	o	xo	xxo	xxx					

Shot Put 3kg Girls U16 Start: 12:00

Rank	Bib	Athlete	YOB	Country	Category	NC	Age res	Result	Points
1.	104	Ana BRKLJAČIĆ	2002	CRO				13,66	11
		12,51 12,52 x 13,66 13,08 13,04							
2.	210	Lucie KRÁLOVÁ	2002	CZE				13,23	9
		12,92 13,23 x x x 12,53							
3.	404	Emma ĎUROVSKÁ	2003	SVK				12,50	8
		10,55 12,50 11,63 11,79 12,45 12,03							
4.	317	Blanka LOSONCZI	2002	HUN				12,48	7
		12,28 11,86 x x 12,48 x							
5.	313	Réka KLING	2003	HUN				12,37	6
		12,37 12,26 12,12 x 12,08 12,02							
6.	503	Zala CUNK	2002	SLO				12,11	5
		11,62 11,84 x 11,44 11,79 12,11							
7.	202	Katrin BRZYSZKOWSKÁ	2003	CZE				12,08	4
		12,07 12,08 12,05 11,92 12,05 x							
8.	506	Neža FISTER	2002	SLO				11,80	3
		11,63 11,80 x x x x							
9.	106	Nikol CIK	2003	CRO				11,63	2
		11,56 11,49 11,63 x 11,46 10,50							
10.	415	Denisa LENKOVÁ	2002	SVK				10,70	1
		x 9,98 10,24 10,70 x 9,69							



Results

Discus Throw 1kg Girls U16 Start: 13:00

Rank	Bib	Athlete	YOB	Country	Category	NC	Age res	Result	Points
1.	307	Eszter GICZI 40,59 40,75 x x 39,12 x	2002	HUN 	-			40,75	11
2.	104	Ana BRKLJAČIĆ 34,24 x 32,30 x x 38,00	2002	CRO 	-			38,00	9
3.	525	Patricia ŠOLAR 36,79 x x x x 33,44	2002	SLO 	-			36,79	8
4.	419	Lenka PALANSKÁ 30,92 30,82 x 34,57 35,66 34,78	2002	SVK 	-			35,66	7
5.	305	Napsugár ESZENYI 31,14 34,09 x 29,94 34,51 32,97	2002	HUN 	-			34,51	6
6.	223	Zuzana ZDRAŽILOVÁ x 34,43 x 34,46 x x	2002	CZE 	-			34,46	5
7.	202	Katrin BRZYSZKOWSKÁ 33,09 x 34,07 x x x	2003	CZE 	-			34,07	4
8.	113	Lucija LEKO 28,58 32,89 28,99 30,20 32,44 32,50	2003	CRO 	-			32,89	3
9.	404	Emma ĐUROVSKÁ 31,33 x x 30,92 31,54 x	2003	SVK 	-			31,54	2
10.	515	Polona MEŽNAR x 19,62 21,12 x 22,95 22,41	2003	SLO 	-			22,95	1
	503	Zala CUNK x 26,02 30,12 x 29,42 x	2002	SLO 	ooc	-		30,12	

Javelin Throw 500g Girls U16 Start: 11:10

Rank	Bib	Athlete	YOB	Country	Category	NC	Age res	Result	Points
1.	315	Fanni KÖVÉR 37,46 41,10 48,15 44,65 44,37 48,33	2004	HUN 	-			48,33	11
2.	309	Johanna GULYÁS x 44,70 45,14 45,87 40,86 42,75	2002	HUN 	-			45,87	9
3.	215	Alice PŘIBYLOVÁ 37,85 x 43,62 39,85 39,95 38,33	2002	CZE 	-			43,62	8
4.	217	Carmen SCHWARZOVÁ 32,92 38,63 41,76 41,23 39,59 42,97	2002	CZE 	-			42,97	7
5.	409	Petra HANULIAKOVÁ 39,55 42,72 x 40,17 x x	2002	SVK 	-			42,72	6
6.	129	Laura ŽERAVICA 37,26 36,05 36,75 x 38,93 42,43	2004	CRO 	-			42,43	5
7.	513	Alyssa LAMUT 28,99 37,18 35,98 35,01 36,19 39,02	2003	SLO 	-			39,02	4
8.	509	Meta GRILC 32,67 25,95 35,56 30,10 25,41 26,78	2002	SLO 	-			35,56	3
9.	115	Adrijana LJUBIĆ 31,19 34,33 28,94 32,55 35,13 x	2003	CRO 	-			35,13	2
10.	411	Michaela HOZÁKOVÁ 31,20 28,64 x 28,51 29,68 30,35	2002	SVK 	-			31,20	1

Results

Hammer Throw 3kg Girls U16 Start: 10:10

Rank	Bib	Athlete	YOB	Country	Category	NC	Age res	Result	Points
1.	307	Eszter GICZI 52,16 x 51,51 x x 54,27	2002	HUN 	-			54,27	11
2.	301	Borbála BUÚS 50,64 51,84 x x 49,53 52,21	2002	HUN 	-			52,21	9
3.	126	Andrea Doria TERZIĆ 43,99 x x x 38,40 x	2002	CRO 	-			43,99	8
4.	412	Simona KERESKÉNYIOVÁ 34,98 x 36,03 33,79 40,97 38,93	2003	SVK 	-			40,97	7
5.	103	Matea BOŽIĆ 35,16 x 34,98 35,64 34,85 39,99	2002	CRO 	-			39,99	6
6.	225	Barbora ŽELJAZKOVÁ x 35,09 39,85 x x x	2002	CZE 	-			39,85	5
7.	526	Tjaša ZAJC 33,52 34,69 36,49 x 32,84 x	2002	SLO 	-			36,49	4
8.	206	Vendula HOLEČKOVÁ x x x 34,95 x -	2003	CZE 	-			34,95	3
9.	521	Alenka PIRNAT 34,94 31,22 x x 31,64 x	2002	SLO 	-			34,94	2
10.	402	Chiara DANIELOVÁ 28,91 x 33,65 x x 32,65	2003	SVK 	-			33,65	1

4x100 Metres Relay Girls U16 Start: 13:00
Held: 13:02

Rank	BIB	Country	Result
1.		 Slovenia <i>Iza Zakošek (03), Iva Močan (02), Zala Istenič (02), Manca Starašinič (02)</i>	48,40
2.		 Croatia <i>Eva Mačković (03), Ema Vukadin (02), Antonia Dušević (02), Melani Bosić (03)</i>	48,91
3.		 Hungary <i>Szonja Decker (02), Bibor Skriván (03), Júlia Petrozsényi (02), Vivien Rác (02)</i>	49,48
4.		 Slovakia <i>Viktória Forster (02), Katarina Kišková (02), Natália Holešová (02), Lea Farkas (03)</i>	51,13
		 Czech Republic <i>Adéla Novotná (03), Eliška Semecká (02), Barbora Šplechnová (02)</i>	DNF

Results

100 Metres		Boys U16									Start: 11:20
											Held: 11:26
Rank	Bib	Athlete	YOB	Country	Category	NC	Age res	Wind	Result	Points	
1.	235	Tadeáš FORMÁNEK	2002	CZE				(+0,2)	11,03	11	
2.	139	Luka DUBAJIĆ	2002	CRO				(+1,2)	11,31	9	
3.	237	Michael HÖFNER	2002	CZE				(+1,2)	11,41	8	
4.	426	Samuel BELADIČ	2002	SVK				(+0,2)	11,47	7	
5.	427	Štefan BELLUS	2002	SVK				(+1,2)	11,52	6	
6.	335	Levente BOLOGH	2002	HUN				(+1,2)	11,70	5	
7.	146	Matej KLARIĆ	2002	CRO				(+0,2)	11,77	4	
8.	546	Tilen NOVAK	2002	SLO				(+0,2)	11,79	3	
9.	534	Matic ERPIČ	2002	SLO				(+1,2)	12,04	2	
10.	341	Kristóf HALÁSZ	2002	HUN				(+0,2)	12,49	1	
	229	David ČEHTICKÝ	2002	CZE	ooc			(+1,2)	11,77		
	142	Mihael HORVAT	2002	CRO	ooc			(+0,2)	11,79		

300 Metres		Boys U16									Start: 12:10
											Held: 12:14
Rank	Bib	Athlete	YOB	Country	Category	NC	Age res	Result	Points		
1.	334	Árpád BÁNÓCZY	2002	HUN				35,57	11		
2.	427	Štefan BELLUS	2002	SVK				35,81	9		
3.	351	Attila MOLNÁR	2002	HUN				36,09	8		
4.	231	Adam DOHNAL	2002	CZE				36,67	7		
5.	139	Luka DUBAJIĆ	2002	CRO				37,07	6		
6.	246	David SKŘEČEK	2002	CZE				37,19	5		
7.	426	Samuel BELADIČ	2002	SVK				37,63	4		
8.	551	Rok SKVARČA	2002	SLO				37,67	3		
9.	552	Maks ULČAR	2002	SLO				38,06	2		
10.	144	Noah JANKOVIĆ	2002	CRO				38,53	1		

1000 Metres		Boys U16									Start: 11:00
											Held: 11:05
Rank	Bib	Athlete	YOB	Country	Category	NC	Age res	Result	Points		
1.	230	Jakub DAVIDÍK	2002	CZE				2:30,94	11		
2.	226	Nicholas Jan ADENSAM	2002	CZE				2:33,63	9		
3.	446	Filip REVAJ	2002	SVK				2:38,07 NR	8		
4.	357	Barnabás SÓS	2002	HUN				2:39,89	7		
5.	537	Simon JAKOFČIČ SMREKAR	2002	SLO				2:43,68	6		
6.	136	Borna ČERAN	2003	CRO				2:43,97	5		
7.	348	Péter Dániel MARKÓ	2002	HUN				2:44,11	4		
8.	554	Tim VACIK	2002	SLO				2:44,22	3		
9.	433	Tomáš GRAJCARIK	2004	SVK				2:47,57	2		
10.	147	Mateo AJDIN	2003	CRO				2:58,85	1		



Results

3000 Metres		Boys U16							Start: 12:35
									Held: 12:35
Rank	Bib	Athlete	YOB	Country	Category	NC	Age res	Result	Points
1.	236	Michal HANYK	2002	CZE		-		9:06,60	11
2.	228	Nico BOKETTA	2002	CZE		-		9:07,67	9
3.	529	Vid BOTOLIN	2002	SLO		-		9:09,01	8
4.	360	Ákos ZSETNYAI	2002	HUN		-		9:11,36	7
5.	535	Tobi GABERŠČEK	2002	SLO		-		9:17,65	6
6.	349	Balázs MARX	2002	HUN		-		9:27,72	5
7.	151	Florijan ROŽIĆ	2002	CRO		-		9:37,90	4
8.	438	Adam JANIČEK	2002	SVK		-		10:02,52	3
9.	431	Nikolaj FRAJBERG	2002	SVK		-		10:03,49	2
10.	156	Ivan VUKANČIĆ	2003	CRO		-		10:08,62	1
	544	Jakob MEDVED	2002	SLO		ooc	-	9:30,41	

100 Metres Hurdles		(840/8.5/10)		Boys U16							Start: 11:50
											Held: 11:55
Rank	Bib	Athlete	YOB	Country	Category	NC	Age res	Wind	Result	Points	
1.	353	Richárd NAGY	2002	HUN		-		(+0,2)	13,29	11	
2.	240	Jonáš KOLOMAZNIK	2003	CZE		-		(+0,2)	13,50	9	
3.	245	Tomáš OBERNDORFER	2002	CZE		-		(-0,7)	13,58	8	
4.	330	Olivér ALMÁSI	2002	HUN		-		(-0,7)	13,61	7	
5.	140	Gabriel FUČKO	2002	CRO		-		(+0,2)	13,78	6	
6.	158	Lukas CIK	2002	CRO		-		(-0,7)	14,38	5	
7.	444	Ján Daniel NÉMETH	2002	SVK		-		(-0,7)	14,75	4	
8.	442	Dominik MELEGA	2002	SVK		-		(+0,2)	14,89	3	
9.	528	Dino AVDIBAŠIĆ	2002	SLO		-		(-0,7)	15,10	2	
10.	545	Aleks MUHIČ	2002	SLO		-		(+0,2)	15,22	1	
	241	Tomáš KRATOCHVIL	2002	CZE		ooc	-		DNS		

300 Metres Hurdles		(762/35/7)		Boys U16							Start: 10:40
											Held: 10:49
Rank	Bib	Athlete	YOB	Country	Category	NC	Age res	Result	Points		
1.	354	Erik PINTÉR	2002	HUN		-		38,85	11		
2.	135	Stjepan Jan CIK	2002	CRO		-		38,97	9		
3.	242	Samuel LAWSON	2002	CZE		-		39,93	8		
4.	553	Tilen ULČAR	2002	SLO		-		39,97	7		
5.	238	David JEŽEK	2003	CZE		-		40,37	6		
6.	541	Nejc LIPOVEC	2002	SLO		-		40,83	5		
7.	340	Bence GALÁNTAI	2002	HUN		-		40,88	4		
8.	140	Gabriel FUČKO	2002	CRO		-		41,42	3		
9.	444	Ján Daniel NÉMETH	2002	SVK		-		43,93	2		
10.	450	Marián VÁNOVSKÝ	2003	SVK		-		44,87	1		

Results

3000 Metres Race Walk Boys U16 Start: 10:10 Held: 10:12












Rank	Bib	Athlete	YOB	Country	Category	NC	Age res	Result	Points
1.	359	Máté VARGA	2002	HUN 	-			13:47,73	11
2.	443	Patrik NEMČOK	2003	SVK 	-			14:29,73	9
3.	332	Sándor BABUS	2004	HUN 	-			14:29,75	8
4.	141	Kresimir HARTL	2002	CRO 	-			14:35,46	7
5.	234	Adam FERANEC	2002	CZE 	-			15:07,59	6
6.	250	Adam ZAJÍČEK	2003	CZE 	-			15:14,36	5
7.	536	Jaka GRABNER	2003	SLO 	-			15:59,84	4
8.	435	Tomáš HORNÝ	2004	SVK 	-			16:48,46	3
9.	145	Mateo JURISIĆ	2003	CRO 	-			18:29,75	2

Long Jump Boys U16 Start: 10:10

Rank	Bib	Athlete	YOB	Country	Category	NC	Age res	Wind	Result	Points
1.	241	Tomáš KRATOCHVIL x/+1,1 x/+0,7 x/+0,9	2002	CZE 	-			(+0,7)	6,65	11
		6,65/+0,7 x/+0,2 x/+0,5								
2.	242	Samuel LAWSON 5,85/+0,0 x/+0,0 -	2002	CZE 	-			(+0,0)	6,36	9
		6,36/+0,0 x/+0,5 x/+0,6								
3.	543	Rok MAKUC 6,24/+0,3 6,23/+0,3	2003	SLO 	-			(+0,3)	6,24	8
		x/+0,7 5,66/+0,6 5,90/+0,6 5,86/+1,1								
4.	354	Erik PINTÉR 6,14/+0,0 6,09/+0,8 -	2002	HUN 	-			(+0,0)	6,14	7
		- - - -								
5.	436	Adam HRIŇ x/+1,5 6,05/+0,5	2002	SVK 	-			(+0,5)	6,05	6
		x/+0,7 x/+0,5 x/+0,3 5,74/+0,9								
6.	149	Filip MEDIĆ 5,56/+0,3 5,35/+0,3	2002	CRO 	-			(+0,8)	5,80	5
		5,78/+0,5 5,71/+0,1 5,80/+0,8 5,60/+0,0								
7.	155	Zvonimir TIRIĆ 5,74/+0,5 x/+0,0	2003	CRO 	-			(+0,5)	5,74	4
		5,65/+0,7 4,10/+0,0 5,19/+0,1 5,64/+0,2								
8.	439	Stanislav KRAJČÍR x/+0,0 5,51/+0,0	2002	SVK 	-			(+0,6)	5,67	3
		5,48/+0,1 5,67/+0,6 5,65/+0,4 5,51/+0,6								
9.	555	Anej VEILGUNI x/+0,3 5,47/+0,6	2002	SLO 	-			(+0,4)	5,59	2
		5,43/+0,1 x/+1,1 5,59/+0,4 x/+0,3								
10.	356	Dániel SMELKA 5,44/+0,4 x/+0,1	2002	HUN 	-			(+0,4)	5,54	1
		5,01/+0,3 5,54/+0,4 x/+0,1 x/+0,6								

Results

High Jump Boys U16 Start: 12:00

Rank	Bib	Athlete	YOB	Country	Category	NC	Age res	Result	Points
<i>Raising the bar: 160, 165, 170, 175, 180, 185, 188, 191, ... + 3 cm</i>									
1.	243	Jakub MAREČEK	2002	CZE		-		1,85	11
2.	342	Sámuel HODOSSY-TAKÁCS	2002	HUN		-		1,85	9
3.	138	Adrian DRAŽINA	2002	CRO		-		1,85	8
4.	137	Lovre ČULINA	2002	CRO		-		1,80	7
5.	539	Miha KLOFUTAR	2003	SLO		-		1,75	6
6.	550	Jernej SELAK	2002	SLO		-		1,75	5
7.	428	Ľubomír BUJNA	2002	SVK		-		1,70	3,5
7.	344	Barnabás KAPUSI	2002	HUN		-		1,70	3,5
9.	227	Jakub BĚLÍK	2002	CZE		-		1,70	2
10.	430	Jozef ĎURAČKA	2002	SVK		-		1,70	1
	432	Denis GONDŽALA	2002	SVK		ooc	-	1,75	

High Jump Men Boys U16

BIB	Name	160	165	170	175	180	185	188
243	Jakub MAREČEK	-	-	o	o	o	o	xxx
342	Sámuel HODOSSY-TAKÁCS	-	o	o	o	o	xo	xxx
138	Adrian DRAŽINA	-	-	o	o	o	xxo	xxx
137	Lovre ČULINA	-	-	xo	o	o	xxx	
539	Miha KLOFUTAR	-	xo	o	xo	xxx		
550	Jernej SELAK	o	o	o	xxo	xxx		
428	Ľubomír BUJNA	o	o	o	xxx			
344	Barnabás KAPUSI	-	o	o	xxx			
227	Jakub BĚLÍK	o	o	xo	xxx			
430	Jozef ĎURAČKA	-	o	xxo	xxx			
432	Denis GONDŽALA	o	xo	o	o	xxx		

Results

Pole Vault Boys U16 Start: 10:10

Rank	Bib	Athlete	YOB	Country	Category	NC	Age res	Result	Points
<i>Raising the bar: 260, 280, 300, 320, 340, 360, 380, 390, 400, 410, 420, 425, ..., + 5 cm</i>									
1.	352	Marcell NAGY	2002	HUN				4,40	11
2.	355	Dávid SCHEIDLER	2002	HUN				4,10	9
3.	239	Vojtěch KLOUD	2002	CZE				3,80	8
4.	249	Jáchym ŠTANCL	2003	CZE				3,80	7
5.	143	Šime JADRIJEV	2003	CRO				3,20	6
6.	542	Matevž MAKAROVIČ	2003	SLO				3,20	5
7.	441	Štefan LISIK	2003	SVK				3,20	4
8.	134	Jan Luka BUDAK	2002	CRO				2,80	3
9.	547	Anže PLANKAR	2003	SLO				2,80	2
10.	440	Dominik LABUDA	2003	SVK				2,80	1
	336	Márton BÖNDÖR	2002	HUN		ooc		NM	

Pole Vault Men Boys U16

BIB	Name	240	260	280	300	320	340	360	380	390	400	410	420	440	460
352	Marcell NAGY	-	-	-	-	-	-	-	-	-	o	-	o	xo	xxxx
355	Dávid SCHEIDLER	-	-	-	-	-	-	-	xo	xxxo	o	xo	xxxx		
239	Vojtěch KLOUD	-	-	-	o	o	xo	o	o	xxx					
249	Jáchym ŠTANCL	-	-	-	o	o	o	xxxo	o	xxx					
143	Šime JADRIJEV	-	-	-	xo	o	xxx								
542	Matevž MAKAROVIČ	o	o	o	o	xo	xxx								
441	Štefan LISIK	o	o	o	o	xxxo	xxx								
134	Jan Luka BUDAK	o	o	xo	xxx										
547	Anže PLANKAR	o	o	xxxo	xxx										
440	Dominik LABUDA	xo	o	xxxo	xxx										
336	Márton BÖNDÖR	ooc	-	-	-	-	-	-	xxx						

Shot Put 4kg Boys U16 Start: 11:10

Rank	Bib	Athlete	YOB	Country	Category	NC	Age res	Result	Points
CORRECTION 1									
1.	339	Tamás GÁBOR	2002	HUN				16,55	11
		15,87 16,55 16,05 x x x							
2.	434	Milan HABORÁK	2002	SVK				16,13	9
		x 14,65 14,85 14,87 16,13 14,79							
3.	148	Luka MATELIČ	2002	CRO				15,64	8
		15,64 x x x x x							
4.	240	Jonáš KOLOMAZNIK	2003	CZE				15,58	7
		15,09 15,22 15,58 15,42 15,11 -							
5.	338	Levente GÁBOR	2002	HUN				15,50	6
		14,75 x 14,69 15,50 x 15,04							
6.	150	Roko RASPUDIČ	2003	CRO				15,21	5
		14,45 x 15,21 14,99 x x							
7.	232	Jan DOLEŽÁLEK	2002	CZE				14,05	4
		x x x x 13,53 14,05							
8.	540	Matic KRIŽMAN	2003	SLO				13,32	3
		12,55 12,76 13,32 x x x							
9.	447	Samuel SOLONINKA	2003	SVK				12,63	2
		x x x 12,63 12,00 x							
10.	538	Jure KALAVAR	2003	SLO				12,09	1
		12,05 11,86 11,33 12,09 11,58 11,93							



Results

Discus Throw 1kg Boys U16 Start: 12:10

Rank	Bib	Athlete	YOB	Country	Category	NC	Age res	Result	Points
1.	339	Tamás GÁBOR	2002	HUN 	-			57,45	11
		57,45 x x 56,26 56,24 57,40							
2.	338	Levente GÁBOR	2002	HUN 	-			50,49	9
		50,49 x x x x x							
3.	247	David ŠMÍD	2002	CZE 	-			47,82	8
		46,95 44,32 46,27 x 47,82 47,08							
4.	248	Michal ŠPILHÁČEK	2002	CZE 	-			46,41	7
		44,11 x 44,89 46,41 x 46,09							
5.	133	Luka BIOŠIĆ	2002	CRO 	-			46,32	6
		33,89 46,32 44,66 x 43,54 41,26							
6.	434	Milan HABORÁK	2002	SVK 	-			46,04	5
		43,20 x x x x 46,04							
7.	429	Patrik DUDÁŠ	2003	SVK 	-			45,42	4
		45,42 45,16 44,37 42,59 x x							
8.	150	Roko RASPUDIĆ	2003	CRO 	-			45,32	3
		x 41,46 45,32 x x x							
9.	548	Alan RADIČ	2003	SLO 	-			39,69	2
		37,12 39,69 x 34,17 x x							
10.	532	Gašper DREV	2003	SLO 	-			38,54	1
		x 32,35 37,15 x 35,11 38,54							
	240	Jonáš KOLOMAZNIK	2003	CZE 	ooc	-		47,65	
		40,58 x - - 47,65 47,39							
	232	Jan DOLEŽÁLEK	2002	CZE 	ooc	-		46,95	
		x x 45,42 43,12 x 46,95							

Javelin Throw 600g Boys U16 Start: 10:10

Rank	Bib	Athlete	YOB	Country	Category	NC	Age res	Result	Points
1.	531	Filip DOMINIKOVIČ	2002	SLO 	-			62,53	11
		58,21 x 62,53 55,56 61,85 61,85							
2.	233	František DOUBEK	2002	CZE 	-			57,16	9
		x 57,16 56,50 x x x							
3.	350	Alex MIHAJLOVIC	2002	HUN 	-			54,80	8
		54,80 54,79 54,07 51,70 51,24 53,86							
4.	131	Ivan BARIČEVIĆ	2003	CRO 	-			53,97	7
		47,68 49,80 53,97 45,98 50,44 51,40							
5.	244	David MITTELBACH	2002	CZE 	-			48,54	6
		x 42,35 x 48,54 x 46,49							
6.	445	Matúš REPA	2002	SVK 	-			47,36	5
		28,18 40,30 47,36 46,95 x x							
7.	530	Ožbej ČERIN	2003	SLO 	-			46,91	4
		41,87 46,91 45,19 38,57 42,79 39,87							
8.	343	Martin JANCSIK	2002	HUN 	-			45,42	3
		x x 44,72 44,15 45,42 x							
9.	148	Luka MATELIJČ	2002	CRO 	-			44,12	2
		x x 44,12 x - -							
10.	449	Miroslav VANEK	2002	SVK 	-			32,94	1
		32,94 32,35 20,18 24,05 27,27 22,30							

Results

Hammer Throw 4kg Boys U16

Start: 09:00

Rank	Bib	Athlete	YOB	Country	Category	NC	Age res	Result	Points
1.	345	Balázs KATAVICS 67,21 x 67,96 67,37 68,03 67,43	2002	HUN 	-			68,03	11
2.	358	László SZTUPÁK 63,34 64,01 64,88 64,52 65,06 64,41	2002	HUN 	-			65,06	9
3.	232	Jan DOLEŽÁLEK 61,29 x 56,05 60,15 x x	2002	CZE 	-			61,29	8
4.	533	Jan EMBERŠIČ x 54,22 58,29 57,01 57,19 x	2003	SLO 	-			58,29	7
5.	248	Michal ŠPILHÁČEK x x 56,72 53,26 56,07 x	2002	CZE 	-			56,72	6
6.	154	Luka ŠORMAN 47,72 x 48,51 48,57 x x	2003	CRO 	-			48,57	5
7.	549	Blaž ROZMAN x 43,88 x x 43,48 46,50	2002	SLO 	-			46,50	4
8.	130	Filip ANTOLKOVIĆ 43,19 x 43,43 x x x	2002	CRO 	-			43,43	3
9.	429	Patrik DUDÁŠ x x 34,16 x x x	2003	SVK 	-			34,16	2
10.	448	Tomáš ŠKANDERA 29,00 x 26,29 - x x	2002	SVK 	-			29,00	1

4x100 Metres Relay Boys U16

Start: 13:10

Held: 13:11

Rank	BIB	Country	Result
1.		 Hungary <i>Máté Kiss (02), Richárd Nagy (02), Levente Balogh (02), Kristóf Halász (02)</i>	44,38
2.		 Croatia <i>Luka Dubajić (02), Noah Janković (02), Mihael Horvat (02), Pavao Strahija (02)</i>	44,40
3.		 Czech Republic <i>Tadeáš Formánek (02), Michael Höfner (02), David Čechtický (02), Samuel Lawson (02)</i>	44,97
4.		 Slovakia <i>Oliver Hrudkay (02), Tomáš Grajcarík (04), Matúš Repa (02), Samuel Beladič (02)</i>	45,41
5.		 Slovenia <i>Tilen Novak (02), Matic Erpič (02), Tilen Ulčar (02), Rok Makuc (03)</i>	45,68

4x300 Metres Relay

Mix

Start: 13:20

Held: 13:18

Rank	BIB	Country	Result
1.		 Hungary <i>Bence Farkas (02), Vanessa Nagy (03), Dániel Lipták (02), Dominika Kerekes (02)</i>	2:36,83
2.		 Slovakia <i>Oliver Hrudkay (02), Katarina Kišková (02), Štefan Bellus (02), Andrea Švecová (03)</i>	2:37,92
3.		 Croatia <i>Valentino Bečeheli (03), Josipa Cecić (03), Mislav Škrtić (03), Lara Topić (02)</i>	2:43,91
4.		 Slovenia <i>Maks Ulčar (02), Kaja Gros (02), Rok Skvarča (02), Nea Meh (02)</i>	2:44,27
		 Czech Republic <i>Jakub Davidík (02), Anna Čagašová (04), Adam Dohnal (02), Klára Bartošková (02)</i>	DQ

Team Score Boys and Girls

Rank	Country	Points	1	2	3	4	5	6	7	8	9	10	11	12	13	14	15
1.	HUNGARY, <i>Madžarska</i>	436,5	17	9	7	7	5	3	6	2	1	2					
2.	CZECH REPUBLIC, <i>Češka</i>	426	10	10	13	6	6	5	4	2	1						
3.	CROATIA, <i>Hrvatska</i>	264,5	1	5	5	5	8	7	5	8	8	6					
4.	SLOVAKIA, <i>Slovačka</i>	254,5		5	3	9	5	7	7	8	6	9					
5.	SLOVENIA, <i>Slovenija</i>	229,5	3	2	3	4	6	5	7	7	13	7					