































ACC Indoor Championships

South Bend (USA), 23. – 25. februar 2017

Men Shot Put (Final) / 25.02.

Results: Men Shot Put (Final) Top 9 Marks Advance to the Final

Place	Athlete	Affiliation	Best Mark	Flight (Pl)
1	 Filip MIHALJEVIC	JR Virginia	19.97m (65-6¼)	2 (1)
2	 Austin DROOGSMA	JR Florida State	19.14m (62-9½)	2 (2)
3	 Oghenakpobo EFEKORO	JR Virginia	19.13m (62-9¼)	2 (3)
4	 Daniel MCARTHUR	FR North Carolina	18.32m (60-1¼)	2 (7)
5	 Nace PLESKO	SO Virginia	17.87m (58-7½)	2 (4)
6	 Emmanuel ONYIA	SR Florida State	17.57m (57-7¼)	2 (5)
7	 Chadrick DACOSTA	SR Florida State	17.11m (56-1¼)	2 (6)
8	 Daniel POLINSKI	JR Miami	17.03m (55-10½)	2 (9)
9	 Christian BUCKLEY	FR Louisville	16.96m (55-7¼)	2 (8)
10	 James WILLIAMS	JR Virginia	16.78m (55-¾)	1 (1)
11	 Max ADAMS	JR Wake Forest	15.58m (51-1½)	1 (2)
12	 Jack MAHER	SO Duke	15.51m (50-10¾)	1 (3)
13	 Logan KUSKY	FR Notre Dame	15.13m (49-7¼)	1 (4)
14	 Grant VOEKS	SO Clemson	15.08m (49-5¼)	1 (5)
15	 Daniel HARDIMAN	SO Notre Dame	15.07m (49-5½)	1 (6)
16	 Jordan PICKEREL	SR Clemson	14.49m (47-6½)	1 (7)
	 Jordan YOUNG	SR Virginia	FOUL	1
	 Shae WATKINS	FR Notre Dame	FOUL	1

Place ▾	Athlete	Order	Best	Rnd 1	Rnd 2	Rnd 3	Rnd 4	Rnd 5	Rnd 6
1	 Filip MIHALJEVIC Virginia [JR] Flight: 2	F2-02	19.97m 65-6¾	19.33 63-5	X	19.60 64-3¾	19.85 65-1½	19.97 65-6¾	19.71 64-8
2	 Austin DROOGSMA Florida State [JR] Flight: 2	F2-05	19.14m 62-9½	17.51 57-5½	19.14 62-9½	X	18.50 60-8½	18.61 61-¾	X
3	 Oghenakpobo EFEKORO Virginia [JR] Flight: 2	F2-09	19.13m 62-9¾	16.75 54-11½	18.94 62-1¾	18.73 61-5½	17.67 57-11¾	18.84 61-9¾	19.13 62-9¾
4	 Daniel MCARTHUR North Carolina [FR] Flight: 2	F2-06	18.32m 60-1¼	17.09 56-1	X	16.87 55-4¼	18.32 60-1¼	X	X
5	 Nace PLESKO Virginia [SO] Flight: 2	F2-04	17.87m 58-7½	X	17.39 57-¾	17.62 57-9¾	17.87 58-7½	17.28 56-8½	X
6	 Emmanuel ONYIA Florida State [SR] Flight: 2	F2-03	17.57m 57-7¾	17.57 57-7¾	X	16.75 54-11½	X	17.23 56-6½	16.12 52-10¾
7	 Chadrick DACOSTA Florida State [SR] Flight: 2	F2-07	17.11m 56-1¼	X	17.11 56-1¼	17.02 55-10¼	X	16.63 54-6¾	X
8	 Daniel POLINSKI Miami [JR] Flight: 2	F2-01	17.03m 55-10½	16.89 55-5	X	16.70 54-9½	X	X	17.03 55-10½
9	 Christian BUCKLEY Louisville [FR] Flight: 2	F2-08	16.96m 55-7¾	16.96 55-7¾	X	X	16.78 55-¾	X	X
10	 James WILLIAMS Virginia [JR] Flight: 1	F1-06	16.78m 55-¾	15.87 52-¾	16.78 55-¾	16.52 54-2½			
11	 Max ADAMS Wake Forest [JR] Flight: 1	F1-02	15.58m 51-1½	15.58 51-1½	15.28 50-1¾	X			
12	 Jack MAHER Duke [SO] Flight: 1	F1-09	15.51m 50-10¾	14.73 48-4	15.51 50-10¾	X			
13	 Logan KUSKY Notre Dame [FR] Flight: 1	F1-08	15.13m 49-7¾	14.24 46-8¾	15.13 49-7¾	15.04 49-4¼			
14	 Grant VOEKS Clemson [SO] Flight: 1	F1-05	15.08m 49-5¾	13.88 45-6½	14.81 48-7¼	15.08 49-5¾			
15	 Daniel HARDIMAN Notre Dame [SO] Flight: 1	F1-01	15.07m 49-5½	15.07 49-5½	14.70 48-2¾	X			
16	 Jordan PICKEREL Clemson [SR] Flight: 1	F1-07	14.49m 47-6½	X	14.49 47-6½	X			
	 Jordan YOUNG Virginia [SR] Flight: 1	F1-04	FOUL	X	X	—			
	 Shae WATKINS Notre Dame [FR] Flight: 1	F1-03	FOUL	X	X	X			