

































NCAA East Preliminary Round


























Jacksonville (USA), 23. – 25. maj 2019

Men Discus / 24.05.

Place	Athlete	Affiliation	Best Mark	FI (PI)	
1	 Roje STONA	FR Clemson	61.36m (201-4)	q	3 (1) PB
2	 Kord FERGUSON	SR Alabama	59.97m (196-9)	q	3 (2)
3	 Samuel WELSH	FR Harvard	59.24m (194-4)	q	3 (3) PB
4	 Greg THOMPSON	SR Maryland	58.31m (191-3)	q	3 (4)
5	 Charles LENFORD JR.	JR Kentucky	58.19m (190-11)	q	3 (5)
6	 Denzel COMENENTIA	SR Georgia	58.18m (190-10)	q	3 (6)
7	 Noah CASTLE	SR Kentucky	58.09m (190-7)	q	2 (1) PB
8	 Jerimiah EVANS	SO Michigan State	58.04m (190-5)	q	3 (7)
9	 Adar SHEERE	FR Memphis	57.69m (189-3)	q	3 (8) PB
10	 Grant VOEKS	JR Clemson	57.42m (188-5)	q	2 (2) PB
11	 Michael RENARD	JR Army West Point	56.98m (186-11)	q	3 (9) PB
12	 Kelly COOK JR.	William and Mary	56.73m (186-1)	q	2 (3) PB
13	 Chance EHRNSBERGER	SO Ohio State	56.02m (183-9)		1 (1) PB
14	 Chudi IKPEAZU	SO Penn	55.83m (183-2)		3 (10)
15	 Terrell ADAMS	JR Charlotte	55.72m (182-10)		2 (4) SB
16	 Trevor DETILLION	JR Kent State	55.71m (182-9)		3 (11)
17	 Joseph MAXWELL	SO Tennessee	55.04m (180-7)		3 (12)
18	 Malik PAUL	JR South Carolina	54.94m (180-3)		2 (5) PB
19	 John MOOERS	SR Rutgers	54.83m (179-10)		3 (13)
20	 Zach GEHM	FR Youngstown St.	54.67m (179-4)		2 (6) PB
21	 Oghenakpobo EFEKORO	SR Virginia	54.56m (179-0)		1 (2) PB
22	 Connor BANDEL	SO Florida	54.40m (178-6)		2 (7)
23	 Jamir GIBSON	FR Army West Point	53.76m (176-4)		3 (14)
24	 Nace PLEŠKO	SR Virginia	53.72m (176-3)		2 (8)
25	 Geoff KIRK	SO Army West Point	53.44m (175-4)		2 (9)
26	 Jose BALLIVIAN	SO Liberty	53.40m (175-2)		2 (10)
27	 Daniel HAUGH	SR Kennesaw State	53.30m (174-10)		3 (15)
28	 Sean BRENNAN	SR Navy	53.23m (174-7)		2 (11)
29	 Samuel WRAY	JR Buffalo	53.01m (173-11)		1 (3)
30	 Preston RICHARDSON	SR William and Mary	53.01m (173-11)		2 (12)
31	 Sam MEECE	SO Cincinnati	52.87m (173-5)		2 (13)
32	 Edward SHELKOFF	FR Florida	52.40m (171-11)		1 (4) PB








































33		Josh SOBOTA	FR Kentucky	51.57m (169-2)	2 (14)
34		Tommy NEDOW	SO SE Louisiana	51.42m (168-8)	1 (5)
35		Zorawar OTAL	SO Princeton	51.30m (168-4)	3 (16)
36		Troy YEARWOOD	FR William and Mary	50.93m (167-1)	1 (6)
37		Tyson FORTENBERRY	SO NC State	50.36m (165-3)	1 (7)
38		Campbell PARKER	SO Penn	50.04m (164-2)	1 (8)
39		Daniel MCARTHUR	JR North Carolina	50.03m (164-1)	1 (9)
40		Todd STUEBER	SO Connecticut	49.78m (163-4)	1 (10)
41		Thomas BOJALAD	SO Penn State	49.60m (162-9)	1 (11)
42		Manning PLATER	SO Michigan	49.31m (161-9)	1 (12)
43		Grant ALTER	JR Army West Point	48.86m (160-4)	2 (15)
44		Eric WAUGH	SR Manhattan	47.82m (156-11)	1 (13)
45		Kenneth BRINSON	SR Army West Point	46.63m (153-0)	1 (14)
46		William BRIGGS	JR Bucknell	46.17m (151-5)	2 (16)
		Jobi FINAU	SR South Alabama	FOUL	1
		Jason CAMPBELL	SO Rutgers	FOUL	1



Women Pole Vault / 24.05.

Place	Athlete	Affiliation	Best Jump	FI (PI)
1	 Maddie GARDNER	SR West Virginia	4.17m (13-8¼)	q 1 (1)
1	 Lindsey MURRAY	SR Ole Miss	4.17m (13-8¼)	q 1 (1)
1	 Kayla SMITH	JR Georgia	4.17m (13-8¼)	q 1 (1)
1	 Rebekah MARKEL	SR Tulane	4.17m (13-8¼)	q 2 (1)
1	 Bridget GUY	SR Virginia	4.17m (13-8¼)	q 2 (1)
6	 Lucy BRYAN	SR Akron	4.17m (13-8¼)	q 1 (4)
7	 Hannah JEFcoat	SO Tennessee	4.17m (13-8¼)	q 2 (3)
8	 Kristen DENK	JR Vanderbilt	4.17m (13-8¼)	q 1 (5)
9	 Gabriela LEON	SO Louisville	4.17m (13-8¼)	q 1 (6)
10	 Reagan DARBONNE	SO Northwestern St.	4.17m (13-8¼)	q 2 (4) PB
11	 Sara MCKEEMAN	SR Ohio State	4.07m (13-4¼)	q 2 (5) PB
11	 Nati SHEPPARD	SR Duke	4.07m (13-4¼)	q 2 (5)
13	 Tesia KEMPSKI	SR Wake Forest	4.07m (13-4¼)	1 (7)
13	 Nastja MODIC	FR Tulane	4.07m (13-4¼)	2 (7) PB
15	 Anna WATSON	FR Indiana	4.07m (13-4¼)	1 (8)
16	 Erica SERGEANT	SR Kennesaw State	4.07m (13-4¼)	1 (9)
17	 Emerson PORTER	SO North Carolina	4.07m (13-4¼)	1 (10) PB
18	 Anna EATON	SR North Carolina	3.92m (12-10¼)	1 (11)
18	 Sophia FRANKLIN	SO Michigan State	3.92m (12-10¼)	2 (8)
20	 Nathalie ELLIOTT	SO High Point	3.92m (12-10¼)	1 (12)
20	 Abby HELMINIAK	SO Akron	3.92m (12-10¼)	1 (12)
20	 Jessica MERCIER	FR Michigan	3.92m (12-10¼)	2 (9)
20	 Kim SPRITZKY	FR Tennessee	3.92m (12-10¼)	2 (9)
24	 Alana CARROLL	FR Harvard	3.92m (12-10¼)	2 (11)
24	 Taylor WEAVER	SO Saint Francis	3.92m (12-10¼)	2 (11)

26		Siobhan SZERENC西斯	FR	Central Michigan	3.92m (12-10¼)	2 (13)
26		Nicole BRESKE	JR	Florida State	3.92m (12-10¼)	2 (13)
26		Sadie BRASS	SR	Cincinnati	3.92m (12-10¼)	2 (13)
29		Margaret OLLINGER	JR	Vanderbilt	3.92m (12-10¼)	1 (14)
29		Alex POTTS	FR	Tulane	3.92m (12-10¼)	2 (16)
31		Christa MOORE	SO	Holy Cross	3.92m (12-10¼)	2 (17)
31		Ashley PRESTON	FR	Villanova	3.92m (12-10¼)	2 (17)
33		Brooke CATHERINE	SR	Cincinnati	3.92m (12-10¼)	2 (19)
34		Sommer KNIGHT	SO	East Carolina	3.92m (12-10¼)	1 (15)
34		AnnMarie BROUSSARD	FR	Northwestern St.	3.92m (12-10¼)	2 (20)
36		Stephanie LAMBETH	JR	South Florida	3.77m (12-4½)	1 (16)
36		Carena NOTTOLI	FR	Penn State	3.77m (12-4½)	1 (16)
36		Peyton MICKELSON	FR	Miss State	3.77m (12-4½)	1 (16)
36		Getter LEMBERG	SR	Western Kentucky	3.77m (12-4½)	1 (16)
36		Jaci BICKETT	FR	Kentucky	3.77m (12-4½)	2 (21)
36		Hayley HORVATH	FR	Towson	3.77m (12-4½)	2 (21)
42		Taylen LANGIN	FR	Liberty	3.77m (12-4½)	1 (20)
42		Jazmyn DENNIS	SO	Florida A&M	3.77m (12-4½)	2 (23)
		Morgan ZACHARIAS	SR	Louisville	NH	1
		Caleigh LOFSTEAD	JR	Vanderbilt	NH	1
		Ashley BAILEY	SR	Delaware	NH	1
		Olivia KANE	JR	Oakland	NH	1
		Hailey SWEATMAN	JR	South Carolina	NH	2

Men Shot Put / 25.05.

Place	Athlete	Affiliation	Best Mark	FI (PI)
1	 Denzel COMENENTIA	SR Georgia	20.32m (66-8) q	4 (1)
2	 Andrew LISKOWITZ	JR Michigan	20.04m (65-9) q	4 (2)
3	 Corey MURPHY	SR Monmouth	19.45m (63-9¾) q	4 (3) PB
4	 Noah CASTLE	SR Kentucky	19.33m (63-5) q	4 (4)
5	 Joseph MAXWELL	SO Tennessee	19.25m (63-2) q	4 (5)
6	 Connor BANDEL	SO Florida	19.23m (63-1¼) q	4 (6) PB
7	 Kord FERGUSON	SR Alabama	19.17m (62-10¾) q	4 (7)
8	 Eric FAVORS	JR South Carolina	19.11m (62-8½) q	3 (1) PB
9	 Chance EHRNSBERGER	SO Ohio State	19.11m (62-8½) q	3 (2) PB
10	 Oghenakpobo EFEKORO	SR Virginia	18.77m (61-7) q	4 (8)
11	 Santiago BASSO	FR Alabama	18.76m (61-6¾) q	4 (9)
12	 Isaiah ROGERS	JR Virginia Tech	18.70m (61-4¼) q	3 (3) PB
13	 Kyle MITCHELL	SO Liberty	18.67m (61-3)	3 (4) PB
14	 Charles LENFORD JR.	JR Kentucky	18.62m (61-1¼)	4 (10)
15	 Josh SOBOTA	FR Kentucky	18.60m (61-¾)	3 (5) PB
16	 Isaac ODUGBESAN	SO Mid. Tenn. State	18.48m (60-7¾)	3 (6) SB
17	 Sanjae LAWRENCE	JR Florida State	18.38m (60-3¾)	3 (7)
18	 Preston RICHARDSON	SR William and Mary	18.30m (60-½)	3 (8)
19	 Tyson JONES	FR Virginia Tech	18.21m (59-9)	3 (9)
20	 Tyler BLALOCK	SO Kennesaw State	18.21m (59-9)	2 (1) PB
21	 Grant VOEKS	JR Clemson	18.20m (59-8½)	2 (2) PB
22	 Cade RICHESON	SO Louisville	18.11m (59-5)	1 (1) PB
23	 Sean BRENNAN	SR Navy	17.85m (58-6¾)	1 (2) PB
24	 Daniel MCARTHUR	JR North Carolina	17.85m (58-6¾)	4 (11)
25	 Evan MCCRACKEN	SR East Carolina	17.76m (58-3¾)	1 (3) PB
26	 Jalil BREWER	SO Purdue	17.67m (57-11¾)	4 (12)
27	 Nace PLEŠKO	SR Virginia	17.67m (57-11¾)	3 (10)
28	 Marcus ABRAHAM	SR Cincinnati	17.63m (57-10¾)	2 (3)
29	 Devon PATTERSON	SR Buffalo	17.57m (57-7¾)	3 (11)
30	 Reggie BROWLEY	SO Ohio State	17.57m (57-7¾)	2 (4)
31	 Ben BEATTY	SO Duke	17.57m (57-7¾)	2 (5)
32	 Ben PETERSON	SO Penn State	17.41m (57-1½)	3 (12)
33	 Jaylen SIMMONS	SO George Mason	17.27m (56-8)	1 (4)
34	 Michael RENARD	JR Army West Point	17.23m (56-6½)	1 (5)
35	 Kevin WEILER	SR Central Michigan	17.08m (56-½)	2 (6)
36	 Ryan DEMALINE	FR Kent State	17.01m (55-9¾)	1 (6)
37	 Jose BALLIVIAN	SO Liberty	16.96m (55-7¾)	1 (7)
38	 Matthew BRADY	FR Connecticut	16.91m (55-5¾)	1 (8)
39	 Kelton CHASTULIK	SO Princeton	16.76m (55-0)	2 (7)

40		Cam LANDIS	FR Penn	16.76m (55-0)	2 (8)
41		Kelly COOK JR.	William and Mary	16.54m (54-3¼)	1 (9)
42		Jamir GIBSON	FR Army West Point	16.18m (53-1)	1 (10)
43		Geoff KIRK	SO Army West Point	16.13m (52-11)	2 (9)
44		Andrew CANISTRACCI	SO Northeastern	15.76m (51-8½)	1 (11)
		Ben BONHURST	SR South Carolina	FOUL	2
		Dom WESTBAY	SR Youngstown St.	FOUL	2
		Christian TURNER	JR Sacred Heart	FOUL	2
		Ryan ADDLESBERGER	SR Manhattan	FOUL	1

Women Triple Jump / 25.05.

Place	Athlete	Affiliation	Best Mark	FI (PI)	
1	 Tiffany FLYNN	SR Miss State	13.63m (44-8¾) q +1.1	4 (1)	
2	 Marie-Josée EBWEA-EXCEL	SR Kentucky	13.63m (44-8¾) q +0.0	4 (2)	
3	 Yanis DAVID	SR Florida	13.60m (44-7½) q -0.6	4 (3)	
4	 Kelly MCKEE	SR Virginia	13.56m (44-6) q +0.3	4 (4)	
5	 Eszter BAJNOK	JR Virginia Tech	13.47m (44-2½) q +0.8	4 (5)	
6	 Domonique PANTON	SR Duke	13.36m (43-10) q +3.6	3 (1)	SB
7	 Titiana MARSH	FR Georgia	13.29m (43-7¼) q +1.3	4 (6)	
8	 Bria MATTHEWS	JR Georgia Tech	13.25m (43-5¾) q +1.2	4 (7)	
9	 Alonie SUTTON	FR Tennessee	13.16m (43-2¼) q +1.5	4 (8)	
10	 LaChyna ROE	SR Tennessee	13.06m (42-10¼)) q +1.4	4 (9)	
11	 Kala PENN	JR Florida	13.05m (42-9¾) q -0.1	4 (10)	
12	 Leah MORAN	JR Indiana	13.04m (42-9½) q -0.2	3 (2)	PB
13	 Adja SACKOR	SO Jacksonville	12.83m (42-1¼) +0.0	1 (1)	PB
14	 Saida BURNS-MOORE	SR Memphis	12.82m (42-¾) +0.3	3 (3)	
15	 Simi FAJEMISIN	JR Harvard	12.81m (42-½) +0.0	2 (1)	SB
16	 Irati MITXELENA	JR Cincinnati	12.75m (41-10) +1.0	3 (4)	
17	 Javonne ANTOINE	SR NC State	12.71m (41-8½) +0.8	1 (2)	SB
18	 Michelle COBB	SO NC State	12.68m (41-7¼) +1.3	3 (5)	
19	 Darlene CHARLES	JR Miami	12.66m (41-6½) +0.0	3 (6)	
20	 Bhrandi CRENSHAW	SO N.C. Central	12.66m (41-6½) +1.4	2 (2)	
21	 Kali HATCHER	FR Columbia	12.65m (41-6) -0.1	4 (11)	
22	 Jasmyn STEELS	JR Northwestern St.	12.63m (41-5¼) +0.4	3 (7)	
23	 Kennedy MARABLE	SO Cincinnati	12.62m (41-5) +1.5	1 (3)	=PB
24	 Mikaela SEIBERT	SR Ohio State	12.58m (41-3¼) +1.0	2 (3)	
25	 Asa GARCIA	SR Florida	12.58m (41-3¼) -0.2	4 (12)	
26	 Leah BLACKALL	JR Maryland	12.57m (41-3) +0.6	3 (8)	
27	 Alexis SHAW	JR Georgia State	12.55m (41-2¼) +1.3	1 (4)	
28	 Shamoya MCNEIL	SR West Virginia	12.52m (41-1) +1.3	2 (4)	
29	 Trentorria GREEN	FR Florida State	12.45m (40-10¼)) +0.5	3 (9)	

30	 Trina MALEJ	SO Tulane	12.40m (40-8¼)	+0.1 2 (5)
31	 Mercy ABIRE	JR LSU	12.40m (40-8¼)	+1.2 3 (10)
32	 Myesha NOTT	FR Western Kentucky	12.39m (40-7¾)	+1.5 2 (6)
33	 Alexis FARLEY	JR Miss State	12.38m (40-7½)	+0.1 3 (11)
34	 Jade JORDAN	SO Charlotte	12.36m (40-6¾)	+0.8 1 (5)
35	 Brooke STITH	SO East Carolina	12.35m (40-6¼)	-0.6 1 (6)
36	 Mia BARRON	SR Virginia	12.30m (40-4¼)	-0.6 2 (7)
37	 Aliyah NEWMAN	SO VCU	12.27m (40-3¼)	-0.4 1 (7)
38	 Harleigh WHITE	SO Clemson	12.24m (40-2)	+1.1 2 (8)
39	 Tamara MONCRIEFFE	JR Alabama	12.24m (40-2)	+1.0 2 (9)
40	 Jantsen WILSON	SR James Madison	12.21m (40-¾)	+1.4 3 (12)
41	 Lauren CLARKE	FR Northwestern St.	12.14m (39-10)	-0.3 2 (10)
42	 Morayo BHADMOS	SO Samford	12.10m (39-8½)	-0.1 1 (8)
43	 Ariel WATSON	SO Northwestern St.	12.08m (39-7¾)	+0.8 2 (11)
44	 Sandra EKBLOM	JR Memphis	11.94m (39-2¼)	-0.4 1 (9)
45	 Stefanie AESCHLIMANN	SO Virginia Tech	11.69m (38-4¼)	-0.5 2 (12)
46	 Christian HILL	FR Memphis	11.45m (37-6¾)	-0.6 1 (10)
	 Kyndal MCKNIGHT	SO LSU	FOUL	1
	 Brianna ESKRIDGE	JR Western Kentucky	DNS	1