


**8. SVETOVNO PRVENSTVO ZA
MLAJŠE MLADINCE IN MLADINKE**

8. IAAF World Youth Championships

Donjeck (UKR), 10. – 14. julij 2013



RESULTS



Discus Throw Girls - Qualification

With qualifying standard of 48.50 (Q) or at least the 12 best performers (q) advance to the Final

	RESULT	NAME	COUNTRY	AGE	DATE	VENUE
World Youth Best Perf.	65.86	Ilke WYLUDDA	GDR	17	1 Aug 1986	Neubrandenburg
Championships Record	55.26	Xuejun MA	CHN	16	12 Jul 2001	Debrecen
World Youth Leading	54.16	Yuchen XIE	CHN	17	28 Apr 2013	Zhaoqing

Group A

10 July 2013

START TIME	09:35	TEMPERATURE	22° C	HUMIDITY	60 %
END TIME	10:14		22° C		60 %

PLACE	BIB	NAME	COUNTRY	DATE of BIRTH	ORDER	RESULT	1	2	3
1	218	Xinyun LIANG	CHN	04 Jun 96	1	49.97 Q	47.43	49.97	
2	124	Yasenaca DENICAUCAU	AUS	13 Jan 96	3	48.73 Q PB	48.73		
3	389	Claudine VITA	GER	19 Sep 96	6	47.46 q	43.22	47.46	46.10
4	631	Liandri GEEL	RSA	14 Jul 97	14	46.27 q	44.80	43.08	46.27
5	766	Lloydricia CAMERON	USA	08 Apr 96	12	44.99 q	43.99	44.99	X
6	733	Karyna CHEREDNYCHENKO	UKR	18 Jun 96	10	43.51 q	35.09	43.51	X
7	471	Paul-Ann GAYLE	JAM	03 Nov 96	13	42.63	40.98	42.63	41.84
8	271	Lisa Brix PEDERSEN	DEN	16 Aug 96	11	42.30	42.30	X	41.14
9	250	Ivana MUŽARIC	CRO	09 Jun 96	2	41.86	41.15	X	41.86
10	509	Miyeon KIM	KOR	17 May 96	8	41.80	X	38.10	41.80
11	409	Tresna P. GUSTIAYU	INA	01 Aug 96	5	39.33	X	39.33	37.65
12	668	Živa GORNIK	SLO	06 Jun 96	7	38.81	X	38.74	38.81
13	521	Vilma SENDRIUTÉ	LTU	20 Oct 96	9	38.66	37.99	38.66	X
14	196	Manpreet GREWAL	CAN	15 Jan 96	4	36.01	X	33.31	36.01

Group B

10 July 2013

START TIME	10:50	TEMPERATURE	24° C	HUMIDITY	47 %
END TIME	11:29		24° C		47 %

PLACE	BIB	NAME	COUNTRY	DATE of BIRTH	ORDER	RESULT	1	2	3
1	226	Yuchen XIE	CHN	12 May 96	1	52.94 Q	52.94		
2	667	Veronika DOMJAN	SLO	03 Sep 96	12	44.69 q	44.69	42.58	X
3	286	Amira KHALED MAHMOUD	EGY	07 Feb 97	14	43.86 q	42.86	41.63	43.86
4	371	Lara KEMPKA	GER	07 Sep 97	2	43.05 q	40.20	43.05	42.63
5	613	Lenuta BURUEANA	ROU	29 Apr 96	5	42.92 q	40.93	42.92	42.33
6	329	Vilma PAAKKALA	FIN	11 May 96	4	42.76 q	41.27	X	42.76
7	357	Georgie TAYLOR	GBR	25 Nov 96	7	42.69	42.69	X	X
8	634	Ashley NIEUWENHUYZEN	RSA	06 Mar 97	9	42.51	42.40	X	42.51
9	764	Ashlie BLAKE	USA	07 Jun 96	10	42.02	42.02	X	X
10	392	Dimitra ZÓTOU	GRE	09 Jul 96	8	39.65	37.89	X	39.65
11	134	Djenéba TOURE	AUT	08 Apr 96	11	39.07	X	39.07	38.84
12	427	Giulia CAMPORESE	ITA	18 Feb 96	13	38.00	30.18	38.00	X
13	415	Kayleigh CRONIN	IRL	21 Oct 96	3	37.86	37.86	36.23	37.78
14	762	Micaela GARBARINO	URU	13 Nov 97	6	37.29	35.86	X	37.29

ALL-TIME TOP LIST				SEASON TOP LIST			
RESULT	NAME	Venue	DATE	RESULT	NAME	Venue	DATE
65.86	Ilke WYLUDDA (GDR)	Neubrandenburg	1 Aug 86	54.16	Yuchen XIE (CHN)	Zhaoqing	28 Apr 13
63.68	Astrid KUMBERNUSS (GDR)	Leipzig	28 Jul 87	51.48	Xinyun LIANG (CHN)	Jinan	12 May 13
62.42	Irina MESZYNSKI (GDR)	Erfurt	23 Jun 79	50.40	Adriana BROWN (USA)	Indianapolis, IN	21 May 13
61.96	Larisa PLATONOVA-DROBAKHA (URS)	Birmingham	5 Jun 83	50.23	Aoxue LIN (CHN)	Weifang	13 Apr 13
60.50	Yan LIANG (CHN)	Kunshan	25 Sep 12	49.97	Claudine VITA (GER)	Neubrandenburg	1 May 13
60.32	Fengying LIU (CHN)	Shijiazhuang	22 Sep 96	49.71	Lenuta BURUEANA (ROU)	Bucuresti	7 Mar 13
60.00	Evelin JAHL (GDR)	Duisburg	26 Aug 73	49.09	Veronika DOMJAN (SLO)	Slovenj Gradec	29 Jun 13
59.84	Svetla MITKOVA-SINIRTAS (BUL)	Sofia	11 Jul 81	49.04	Lara KEMPKA (GER)	Schweinfurt	22 Jun 13
59.76	Jana GÜNTHER (GDR)	Jena	5 Jun 85	48.73	Yasenaca DENICAUCAU (AUS)	Donetsk	10 Jul 13
59.58	Zhili LUAN (CHN)	Shenyang	13 Sep 89	48.59	Lloydricia CAMERON (USA)	Orlando, FL	18 May 13



SUMMARY



Discus Throw Girls - Qualification


With qualifying standard of 48.50 (Q) or at least the 12 best performers (q) advance to the Final

	RESULT	NAME	COUNTRY	AGE	DATE	VENUE
World Youth Best Perf.	65.86	Ilke WYLUDDA	GDR	17	1 Aug 1986	Neubrandenburg
Championships Record	55.26	Xuejun MA	CHN	16	12 Jul 2001	Debrecen
World Youth Leading	54.16	Yuchen XIE	CHN	17	28 Apr 2013	Zhaoqing

10 July 2013

RANK	PLACE	GROUP	BIB	NAME	COUNTRY	DATE of BIRTH	RESULT
1	1	B	226	Yuchen XIE	CHN	12 May 96	52.94 Q
2	1	A	218	Xinyun LIANG	CHN	04 Jun 96	49.97 Q
3	2	A	124	Yasenaca DENICAUCAU	AUS	13 Jan 96	48.73 Q PB
4	3	A	389	Claudine VITA	GER	19 Sep 96	47.46 q
5	4	A	631	Liandri GEEL	RSA	14 Jul 97	46.27 q
6	5	A	766	Lloydricia CAMERON	USA	08 Apr 96	44.99 q
7	2	B	667	Veronika DOMJAN	SLO	03 Sep 96	44.69 q
8	3	B	286	Amira KHALED MAHMOUD	EGY	07 Feb 97	43.86 q
9	6	A	733	Karyna CHEREDNYCHENKO	UKR	18 Jun 96	43.51 q
10	4	B	371	Lara KEMPKA	GER	07 Sep 97	43.05 q
11	5	B	613	Lenuta BURUEANA	ROU	29 Apr 96	42.92 q
12	6	B	329	Vilma PAAKKALA	FIN	11 May 96	42.76 q
13	7	B	357	Georgie TAYLOR	GBR	25 Nov 96	42.69
14	7	A	471	Paul-Ann GAYLE	JAM	03 Nov 96	42.63
15	8	B	634	Ashley NIEUWENHUYZEN	RSA	06 Mar 97	42.51
16	8	A	271	Lisa Brix PEDERSEN	DEN	16 Aug 96	42.30
17	9	B	764	Ashlie BLAKE	USA	07 Jun 96	42.02
18	9	A	250	Ivana MUŽARIC	CRO	09 Jun 96	41.86
19	10	A	509	Miyeon KIM	KOR	17 May 96	41.80
20	10	B	392	Dimitra ZÓTOU	GRE	09 Jul 96	39.65
21	11	A	409	Tresna P. GUSTIAYU	INA	01 Aug 96	39.33
22	11	B	134	Djenéba TOURE	AUT	08 Apr 96	39.07
23	12	A	668	Živa GORNIK	SLO	06 Jun 96	38.81
24	13	A	521	Vilma SENDRIUTÉ	LTU	20 Oct 96	38.66
25	12	B	427	Giulia CAMPORESE	ITA	18 Feb 96	38.00
26	13	B	415	Kayleigh CRONIN	IRL	21 Oct 96	37.86
27	14	B	762	Micaela GARBARINO	URU	13 Nov 97	37.29
28	14	A	196	Manpreet GREWAL	CAN	15 Jan 96	36.01

ALL-TIME TOP LIST				SEASON TOP LIST			
RESULT	NAME	Venue	DATE	RESULT	NAME	Venue	DATE
65.86	Ilke WYLUDDA (GDR)	Neubrandenburg	1 Aug 86	54.16	Yuchen XIE (CHN)	Zhaoqing	28 Apr 13
63.68	Astrid KUMBERNUSS (GDR)	Leipzig	28 Jul 87	51.48	Xinyun LIANG (CHN)	Jinan	12 May 13
62.42	Irina MESZYNSKI (GDR)	Erfurt	23 Jun 79	50.40	Adriana BROWN (USA)	Indianapolis, IN	21 May 13
61.96	Larisa PLATONOVA-DROBAKHA (URS)	Birmingham	5 Jun 83	50.23	Aoxue LIN (CHN)	Weifang	13 Apr 13
60.50	Yan LIANG (CHN)	Kunshan	25 Sep 12	49.97	Claudine VITA (GER)	Neubrandenburg	1 May 13
60.32	Fengying LIU (CHN)	Shijiazhuang	22 Sep 96	49.71	Lenuta BURUEANA (ROU)	Bucuresti	7 Mar 13
60.00	Evelin JAHL (GDR)	Duisburg	26 Aug 73	49.09	Veronika DOMJAN (SLO)	Slovenj Gradec	29 Jun 13
59.84	Svetla MITKOVA-SINIRTAS (BUL)	Sofia	11 Jul 81	49.04	Lara KEMPKA (GER)	Schweinfurt	22 Jun 13
59.76	Jana GÜNTHER (GDR)	Jena	5 Jun 85	48.73	Yasenaca DENICAUCAU (AUS)	Donetsk	10 Jul 13
59.58	Zhili LUAN (CHN)	Shenyang	13 Sep 89	48.59	Lloydricia CAMERON (USA)	Orlando, FL	18 May 13



RESULTS



Discus Throw Girls - Final


	RESULT	NAME	COUNTRY	AGE	DATE	VENUE
World Youth Best Perf.	65.86	Ilke WYLUDDA	GDR	17	1 Aug 1986	Neubrandenburg
Championships Record	56.34	Yuchen XIE	CHN	17	10 Jul 2013	Donetsk
World Youth Leading	56.34	Yuchen XIE	CHN	17	10 Jul 2013	Donetsk

	START TIME	TEMPERATURE	HUMIDITY
Final	20:16	26° C	37 %
10 July 2013	21:17	26° C	37 %

PLACE	BIB	NAME	COUNTRY	DATE of BIRTH	ORDER	RESULT		1	2	3	4	5	6
1	226	Yuchen XIE	CHN	12 May 96	3	56.34	CR	53.24	50.78	55.01	X	54.06	56.34
2	389	Claudine VITA	GER	19 Sep 96	6	52.59	PB	49.69	50.51	52.59	X	49.37	X
3	218	Xinyun LIANG	CHN	04 Jun 96	8	51.50	PB	50.65	49.95	51.50	51.38	50.55	43.27
4	667	Veronika DOMJAN	SLO	03 Sep 96	9	47.66		X	40.29	45.58	45.82	47.66	47.60
5	124	Yasenaca DENICAUCAU	AUS	13 Jan 96	11	47.03		X	44.86	X	X	X	47.03
6	733	Karyna CHEREDNYCHENKO	UKR	18 Jun 96	10	46.89	PB	46.89	40.75	46.56	46.02	39.86	X
7	631	Liandri GEEL	RSA	14 Jul 97	2	46.38		46.36	46.38	X	43.52	44.65	45.61
8	766	Lloydricia CAMERON	USA	08 Apr 96	12	45.48		X	43.49	45.36	45.48	37.77	45.16
9	286	Amira KHALED MAHMOUD	EGY	07 Feb 97	4	44.61	PB	43.66	44.61	43.92			
10	329	Vilma PAAKKALA	FIN	11 May 96	1	43.47		41.71	X	43.47			
11	613	Lenuta BURUEANA	ROU	29 Apr 96	7	42.82		X	42.82	41.52			
12	371	Lara KEMPKA	GER	07 Sep 97	5	42.42		40.15	42.42	X			

ALL-TIME TOP LIST				SEASON TOP LIST			
RESULT	NAME	Venue	DATE	RESULT	NAME	Venue	DATE
65.86	Ilke WYLUDDA (GDR)	Neubrandenburg	1 Aug 86	56.34	Yuchen XIE (CHN)	Donetsk	10 Jul 13
63.68	Astrid KUMBERNUSS (GDR)	Leipzig	28 Jul 87	52.59	Claudine VITA (GER)	Donetsk	10 Jul 13
62.42	Irina MESZYSKI (GDR)	Erfurt	23 Jun 79	51.50	Xinyun LIANG (CHN)	Donetsk	10 Jul 13
61.96	Larisa PLATONOVA-DROBAKHA (URS)	Birmingham	5 Jun 83	50.40	Adriana BROWN (USA)	Indianapolis, IN	21 May 13
60.50	Yan LIANG (CHN)	Kunshan	25 Sep 12	50.23	Aoxue LIN (CHN)	Weifang	13 Apr 13
60.32	Fengying LIU (CHN)	Shijiazhuang	22 Sep 96	49.71	Lenuta BURUEANA (ROU)	Bucuresti	7 Mar 13
60.00	Evelin JAHL (GDR)	Duisburg	26 Aug 73	49.09	Veronika DOMJAN (SLO)	Slovenj Gradec	29 Jun 13
59.84	Svetla MITKOVA-SINIRTAS (BUL)	Sofia	11 Jul 81	49.04	Lara KEMPKA (GER)	Schweinfurt	22 Jun 13
59.76	Jana GÜNTHER (GDR)	Jena	5 Jun 85	48.73	Yasenaca DENICAUCAU (AUS)	Donetsk	10 Jul 13
59.58	Zhili LUAN (CHN)	Shenyang	13 Sep 89	48.59	Lloydricia CAMERON (USA)	Orlando, FL	18 May 13





RESULTS

Shot Put (5kg) Boys - Qualification

With qualifying standard of 19.40 (Q) or at least the 12 best performers (q) advance to the Final




	RESULT	NAME	COUNTRY	AGE	DATE	VENUE
World Youth Best Perf.	24.45	Jacko GILL	NZL	17	19 Dec 2011	Auckland (NS)
Championships Record	24.35	Jacko GILL	NZL	17	7 Jul 2011	Lille

Group A		10 July 2013		START TIME	10:06 <th>TEMPERATURE</th> <td>22° C <th>HUMIDITY</th> <td>60 %</td> </td>	TEMPERATURE	22° C <th>HUMIDITY</th> <td>60 %</td>	HUMIDITY	60 %	
				END TIME	10:57 <th></th> <td>24° C <th></th> <td>47 %</td> </td>		24° C <th></th> <td>47 %</td>		47 %	
PLACE	BIB	NAME	COUNTRY	DATE of BIRTH	ORDER	RESULT		1	2	3
1	276	Ahmed Sherif ADEL SALEM	EGY	25 Jan 96	9	20.36 Q		20.36		
2	250	Martin MARKOVIC	CRO	13 Jan 96	7	20.10 Q		19.29	20.10	
3	672	Konrad BUKOWIECKI	POL	17 Mar 97	5	19.96 Q		18.70	19.96	
4	395	Henning PRÜFER	GER	07 Mar 96	8	19.81 Q		19.81		
5	735	Gennadiy DEGTYARĚV	RUS	01 Mar 96	3	19.13 q		19.13	18.77	X
6	377	Kai JONES	GBR	24 Dec 96	15	19.09 q		X	19.09	17.87
7	910	Amir Ali PATTERSON	USA	30 Jan 96	2	19.09 q		19.09	X	X
8	418	Kiriákos ZÓTOS	GRE	17 Jan 96	13	18.43	PB	16.19	17.02	18.43
9	509	Demar GAYLE	JAM	30 Mar 96	6	18.34	PB	18.34	17.96	17.29
10	211	Sebastián LAZEN	CHI	20 Mar 96	17	18.24		17.86	18.24	X
11	157	Maksim PADZINA	BLR	26 Jan 96	1	18.20		17.72	17.94	18.20
12	914	Artyom DAVLETOV	UZB	08 Jun 96	4	17.96		16.91	17.96	17.66
13	649	Benedict CHONG WONG	NZL	02 Jan 96	12	17.96		17.96	17.57	X
14	456	Hilmar Örn JÓNSSON	ISL	06 May 96	11	17.86		X	17.15	17.86
15	479	Leonardo FABBRI	ITA	15 Apr 97	14	17.14		17.14	16.97	X
16	882	Nazariy SHARYY	UKR	05 Apr 96	10	16.80		16.39	16.80	X
17	215	Yulong CHENG	CHN	01 Feb 97	16	16.58		16.58	X	X

Group B		10 July 2013		START TIME	10:04 <th>TEMPERATURE</th> <td>22° C <th>HUMIDITY</th> <td>60 %</td> </td>	TEMPERATURE	22° C <th>HUMIDITY</th> <td>60 %</td>	HUMIDITY	60 %	
				END TIME	10:55		24° C		47 %	
PLACE	BIB	NAME	COUNTRY	DATE of BIRTH	ORDER	RESULT		1	2	3
1	393	Patrick MÜLLER	GER	04 Feb 96	12	21.25 Q		21.25		
2	277	Mohamed Magdi HAMZA	EGY	30 Aug 96	17	19.93 Q		19.12	19.93	
3	228	Kang YANG	CHN	16 Jun 96	6	19.58 Q		19.58		
4	347	Antoine DUPONCHEL	FRA	07 Jan 96	16	19.21 q		18.82	18.42	19.21
5	466	Sebastiano BIANCHETTI	ITA	20 Jan 96	13	18.79 q		18.32	18.79	X
6	448	Shakti SOLANKI	IND	17 Dec 96	9	18.72		18.72	18.34	17.90
7	449	Shahin JAFARI	IRI	15 May 96	5	18.61		18.61	18.58	X
8	780	Nace PLEŠKO	SLO	21 Aug 96	1	18.48		18.00	18.48	18.41
9	245	Matija CAREK	CRO	28 Mar 96	8	18.37	PB	18.37	17.63	X
10	453	John KELLY	IRL	10 Mar 96	14	18.07		17.77	X	18.07
11	680	Adrian WALCZYNSKI	POL	10 Feb 96	15	18.06		17.94	18.06	X
12	305	Daniel PARDO	ESP	08 Mar 96	10	17.37		17.37	X	X
13	123	Julián PEREIRA	ARG		3	17.07		15.36	16.64	17.07
14	832	Kenejah WILLIAMS	TRI	18 Apr 96	2	16.80		X	16.80	X
15	801	Pavol ŽENCÁR	SVK	22 Apr 97	7	16.45		X	16.01	16.45
16	648	Matthew BLOXHAM	NZL	16 Nov 96	11	16.10		16.10	X	X
17	865	Yuriy FYEDOSOV	UKR	14 Nov 96	4	14.85		14.85	X	X





RESULTS
Shot Put (5kg) Boys - Qualification

ALL-TIME TOP LIST				SEASON TOP LIST			
RESULT	NAME	Venue	DATE	RESULT	NAME	Venue	DATE
24.45	Jacko GILL (NZL)	Auckland (NS)	19 Dec 11	22.33	Konrad BUKOWIECKI (POL)	Warszawa	26 May 13
23.23	Krzysztof BRZOZOWSKI (POL)	Singapore	23 Aug 10	21.92	Patrick MÜLLER (GER)	Gotha	29 Jun 13
22.79	Marin PREMERU (CRO)	Varaždin	13 Oct 07	21.22	Mohamed Magdi HAMZA (EGY)	Al Qâhira	23 Jun 13
22.44	Mykyta NESTERENKO (UKR)	Kviv (Koncha Zaspâ)	20 May 08	21.21	Martin MARKOVIC (CRO)	Split	23 Feb 13
22.33	Konrad BUKOWIECKI (POL)	Warszawa	26 May 13	21.14	Shuai SUN (CHN)	Sokolov	23 Jun 13
22.10	Like WANG (CHN)	Huizhou	22 Jul 06	20.86	Ahmed Sherif ADEL SALEM (EGY)	Istanbul	1 Jun 13
22.05	Rosen KARAMFILOV (BUL)	Halle	21 May 06	20.47	Henning PRÜFER (GER)	Potsdam	24 Apr 13
21.90	Meng LI (CHN)	Singapore	22 May 10	20.35	Andrei TOADER (ROU)	Bucuresti	28 Jun 13
21.88	Patrick MÜLLER (GER)	Neubrandenburg	8 Jun 13	19.98	Nace PLEŠKO (SLO)	Slovenj Gradec	29 Jun 13
21.75	Shihao ZUO (CHN)	Taian	3 Nov 08	19.94	Kang YANG (CHN)	Weifang	13 Apr 13



SUMMARY



Shot Put (5kg) Boys - Qualification

With qualifying standard of 19.40 (Q) or at least the 12 best performers (q) advance to the Final

	RESULT	NAME	COUNTRY	AGE	DATE	VENUE
World Youth Best Perf.	24.45	Jacko GILL	NZL	17	19 Dec 2011	Auckland (NS)
Championships Record	24.35	Jacko GILL	NZL	17	7 Jul 2011	Lille

10 July 2013

RANK	PLACE	GROUP	BIB	NAME	COUNTRY	DATE of BIRTH	RESULT
1	1	B	393	Patrick MÜLLER	GER	04 Feb 96	21.25 Q
2	1	A	276	Ahmed Sherif ADEL SALEM	EGY	25 Jan 96	20.36 Q
3	2	A	250	Martin MARKOVIC	CRO	13 Jan 96	20.10 Q
4	3	A	672	Konrad BUKOWIECKI	POL	17 Mar 97	19.96 Q
5	2	B	277	Mohamed Magdi HAMZA	EGY	30 Aug 96	19.93 Q
6	4	A	395	Henning PRÜFER	GER	07 Mar 96	19.81 Q
7	3	B	228	Kang YANG	CHN	16 Jun 96	19.58 Q
8	4	B	347	Antoine DUPONCHEL	FRA	07 Jan 96	19.21 q
9	5	A	735	Gennadiy DEGTYARĚV	RUS	01 Mar 96	19.13 q
10	6	A	377	Kai JONES	GBR	24 Dec 96	19.09 q
11	7	A	910	Amir Ali PATTERSON	USA	30 Jan 96	19.09 q
12	5	B	466	Sebastiano BIANCHETTI	ITA	20 Jan 96	18.79 q
13	6	B	448	Shakti SOLANKI	IND	17 Dec 96	18.72
14	7	B	449	Shahin JAFARI	IRI	15 May 96	18.61
15	8	B	780	Nace PLEŠKO	SLO	21 Aug 96	18.48
16	8	A	418	Kiriákos ZÓTOS	GRE	17 Jan 96	18.43 PB
17	9	B	245	Matija CAREK	CRO	28 Mar 96	18.37 PB
18	9	A	509	Demar GAYLE	JAM	30 Mar 96	18.34 PB
19	10	A	211	Sebastián LAZEN	CHI	20 Mar 96	18.24
20	11	A	157	Maksim PADZINA	BLR	26 Jan 96	18.20
21	10	B	453	John KELLY	IRL	10 Mar 96	18.07
22	11	B	680	Adrian WALCZYNSKI	POL	10 Feb 96	18.06
23	12	A	914	Artyom DAVLETOV	UZB	08 Jun 96	17.96
24	13	A	649	Benedict CHONG WONG	NZL	02 Jan 96	17.96
25	14	A	456	Hilmar Örn JÓNSSON	ISL	06 May 96	17.86
26	12	B	305	Daniel PARDO	ESP	08 Mar 96	17.37
27	15	A	479	Leonardo FABBRI	ITA	15 Apr 97	17.14
28	13	B	123	Julián PEREIRA	ARG		17.07
29	16	A	882	Nazariy SHARYY	UKR	05 Apr 96	16.80
30	14	B	832	Kenejah WILLIAMS	TRI	18 Apr 96	16.80
31	17	A	215	Yulong CHENG	CHN	01 Feb 97	16.58
32	15	B	801	Pavol ŽENCÁR	SVK	22 Apr 97	16.45
33	16	B	648	Matthew BLOXHAM	NZL	16 Nov 96	16.10
34	17	B	865	Yuriy FYEDOSOV	UKR	14 Nov 96	14.85




SUMMARY
Shot Put (5kg) Boys - Qualification

10 July 2013

RANK	PLACE	GROUP	BIB	NAME	COUNTRY	DATE of BIRTH	RESULT
				ALL-TIME TOP LIST			
RESULT	NAME		Venue	DATE			
24.45	Jacko GILL (NZL)		Auckland (NS)	19 Dec 11	22.33	Konrad BUKOWIECKI (POL)	Warszawa 26 May 13
23.23	Krzysztof BRZOZOWSKI (POL)		Singapore	23 Aug 10	21.92	Patrick MÜLLER (GER)	Gotha 29 Jun 13
22.79	Marin PREMERU (CRO)		Varaždin	13 Oct 07	21.22	Mohamed Magdi HAMZA (EGY)	Al Qâhira 23 Jun 13
22.44	Mykyta NESTERENKO (UKR)		Kyiv (Koncha Zaspâ)	20 May 08	21.21	Martin MARKOVIC (CRO)	Split 23 Feb 13
22.33	Konrad BUKOWIECKI (POL)		Warszawa	26 May 13	21.14	Shuai SUN (CHN)	Sokolov 23 Jun 13
22.10	Like WANG (CHN)		Huizhou	22 Jul 06	20.86	Ahmed Sherif ADEL SALEM (EGY)	Istanbul 1 Jun 13
22.05	Rosen KARAMFILOV (BUL)		Halle	21 May 06	20.47	Henning PRÜFER (GER)	Potsdam 24 Apr 13
21.90	Meng LI (CHN)		Singapore	22 May 10	20.35	Andrei TOADER (ROU)	Bucuresti 28 Jun 13
21.88	Patrick MÜLLER (GER)		Neubrandenburg	8 Jun 13	19.98	Nace PLEŠKO (SLO)	Slovenj Gradec 29 Jun 13
21.75	Shihao ZUO (CHN)		Taian	3 Nov 08	19.94	Kang YANG (CHN)	Weifang 13 Apr 13
				SEASON TOP LIST			
RESULT	NAME		Venue	DATE			





RESULTS




Shot Put (5kg) Boys - Final

	RESULT	NAME	COUNTRY	AGE	DATE	VENUE
World Youth Best Perf.	24.45	Jacko GILL	NZL	17	19 Dec 2011	Auckland (NS)
Championships Record	24.35	Jacko GILL	NZL	17	7 Jul 2011	Lille

Final		10 July 2013		START TIME	19:06 <th>TEMPERATURE</th> <td>27° C <th>HUMIDITY</th> <td>39 %</td> </td>	TEMPERATURE	27° C <th>HUMIDITY</th> <td>39 %</td>	HUMIDITY	39 %				
				END TIME	20:19 <th></th> <td>26° C <th></th> <td>37 %</td> </td>		26° C <th></th> <td>37 %</td>		37 %				
PLACE	BIB	NAME	COUNTRY	DATE of BIRTH	ORDER	RESULT	1	2	3	4	5	6	
1	393	Patrick MÜLLER	GER	04 Feb 96	7	22.02	PB	22.02	21.63	X	21.85	21.20	X
2	395	Henning PRÜFER	GER	07 Mar 96	1	21.94	PB	21.94	X	X	X	X	21.18
3	277	Mohamed Magdi HAMZA	EGY	30 Aug 96	5	20.58		18.94	19.75	20.11	20.58	20.43	19.92
4	250	Martin MARKOVIC	CRO	13 Jan 96	8	20.54		19.35	20.54	X	X	X	X
5	672	Konrad BUKOWIECKI	POL	17 Mar 97	6	20.10		20.10	X	X	19.43	X	X
6	228	Kang YANG	CHN	16 Jun 96	12	20.04	PB	19.92	19.74	19.18	20.04	20.03	19.38
7	347	Antoine DUPONCHEL	FRA	07 Jan 96	11	19.85	PB	17.36	19.85	19.01	X	19.46	18.32
8	910	Amir Ali PATTERSON	USA	30 Jan 96	2	19.69		X	17.89	19.69	X	X	X
9	276	Ahmed Sherif ADEL SALEM	EGY	25 Jan 96	4	19.63		19.63	19.41	X			
10	735	Gennadiy DEGTYARĚV	RUS	01 Mar 96	9	19.10		19.10	X	18.80			
11	377	Kai JONES	GBR	24 Dec 96	3	19.04		16.85	X	19.04			
	466	Sebastiano BIANCHETTI	ITA	20 Jan 96	10	NM		X	X	X			

ALL-TIME TOP LIST				SEASON TOP LIST			
RESULT	NAME	Venue	DATE	RESULT	NAME	Venue	DATE
24.45	Jacko GILL (NZL)	Auckland (NS)	19 Dec 11	22.33	Konrad BUKOWIECKI (POL)	Warszawa	26 May 13
23.23	Krzysztof BRZOZOWSKI (POL)	Singapore	23 Aug 10	22.02	Patrick MÜLLER (GER)	Donetsk	10 Jul 13
22.79	Marin PREMERU (CRO)	Varaždin	13 Oct 07	21.94	Henning PRÜFER (GER)	Donetsk	10 Jul 13
22.44	Mykyta NESTERENKO (UKR)	Kyiv (Koncha Zaspá)	20 May 08	21.22	Mohamed Magdi HAMZA (EGY)	Al Qâhira	23 Jun 13
22.33	Konrad BUKOWIECKI (POL)	Warszawa	26 May 13	21.21	Martin MARKOVIC (CRO)	Split	23 Feb 13
22.10	Like WANG (CHN)	Huizhou	22 Jul 06	21.14	Shuai SUN (CHN)	Sokolov	23 Jun 13
22.05	Rosen KARAMFILOV (BUL)	Halle	21 May 06	20.86	Ahmed Sherif ADEL SALEM (EGY)	Istanbul	1 Jun 13
22.02	Patrick MÜLLER (GER)	Donetsk	10 Jul 13	20.35	Andrei TOADER (ROU)	Bucuresti	28 Jun 13
21.94	Henning PRÜFER (GER)	Donetsk	10 Jul 13	20.04	Kang YANG (CHN)	Donetsk	10 Jul 13
21.90	Meng LI (CHN)	Singapore	22 May 10	19.98	Nace PLEŠKO (SLO)	Slovenj Gradec	29 Jun 13





RESULTS



400 Metres Boys - Round 1

First 2 in each heat (Q) and the next 8 fastest (q) advance to the Semi-Final

	RESULT	NAME	COUNTRY	AGE	DATE	VENUE
World Youth Best Perf.	45.14	Obea MOORE	USA	16	2 Sep 1995	Santiago de Chile
Championships Record	45.24	Kirani JAMES	GRN	17	10 Jul 2009	Bressanone


Heat 1		8		10 July 2013		START TIME	10:10	TEMPERATURE	22° C	HUMIDITY	60 %
PLACE	BIB	NAME	COUNTRY	DATE of BIRTH	LANE	RESULT	REACTION	Fn			
1	839	Batuhan ALTINTAS	TUR	28 Apr 96	6	47.50 Q					
2	326	Haji TURIE	ETH	22 Jun 97	5	47.83 Q	PB	0.385			
3	416	Dimitrios VLÁHAS	GRE	21 Jun 96	3	47.92 q	PB	0.197			
4	563	Alexander Lerionka SAMPAO	KEN	31 Dec 96	2	47.94 q		0.508			
5	855	Khalifa BAKHIT BIN JARN	UAE	07 Jun 96	8	48.95	PB	0.162			
6	764	Zubin Percy MUNCHERJI	SIN	23 Jun 96	7	49.20		0.219			
7	706	Nicolae GORCEA	ROU	19 Apr 96	1	49.21		0.239			
	822	Jaturong CHIMRUEANG	THA	96	4	DNS					

Heat 2		8		10 July 2013		START TIME	10:15	TEMPERATURE	22° C	HUMIDITY	60 %
PLACE	BIB	NAME	COUNTRY	DATE of BIRTH	LANE	RESULT	REACTION	Fn			
1	633	Omeiza John AKERELE	NGR	12 Feb 96	1	48.29 Q		0.172			
2	487	Giuseppe LEONARDI	ITA	31 Jul 96	2	48.44 Q		0.172			
3	725	Eckhardt ROSSOUW	RSA	16 May 96	7	49.16		0.154			
4	235	Luis ARIZALA	COL	04 May 96	6	49.31		0.282			
5	503	Kyron MCMASTER	IVB	97	3	49.52		0.185			
6	298	Darwin ECHEVERRY	ESP	02 Jan 96	4	49.54		0.146			
7	887	Mykhaylo TYUTYUNNYKOV	UKR	11 Aug 96	8	49.68	PB	0.168			
	938	Tatenda MATESANWA	ZIM	14 Oct 96	5	DNS					

Heat 3		8		10 July 2013		START TIME	10:21	TEMPERATURE	22° C	HUMIDITY	60 %
PLACE	BIB	NAME	COUNTRY	DATE of BIRTH	LANE	RESULT	REACTION	Fn			
1	561	Ian MUTUKU	KEN	11 May 97	7	46.85 Q	PB	0.179			
2	127	Samuel BAIRD	AUS	03 Feb 96	3	46.97 Q	PB	0.152			
3	520	Kakeru YAMAOKI	JPN	10 Jan 96	8	46.99 q	PB	0.249			
4	769	Warren HAZEL	SKN	11 Feb 96	6	47.23 q	PB	0.220			
5	397	Constantin SCHMIDT	GER	01 Mar 96	1	48.28 q		0.182			
6	685	Edwin DIODONET	PUR	11 Jul 96	5	49.10		0.244			
7	847	Berk KÖKSAL	TUR	06 Jun 96	2	49.28	PB	0.248			
8	262	Christian Sand CLAUSEN	DEN	04 May 96	4	49.93		0.165			

Heat 4		8		10 July 2013		START TIME	10:27	TEMPERATURE	22° C	HUMIDITY	60 %
PLACE	BIB	NAME	COUNTRY	DATE of BIRTH	LANE	RESULT	REACTION	Fn			
1	522	Kaisei YUI	JPN	06 Feb 96	3	47.28 Q		0.144			
2	402	Laurin WALTER	GER	19 Apr 96	8	47.74 Q	PB	0.206			
3	900	Jordan JIMERSON	USA	15 May 96	7	48.28 q		0.175			
4	888	Mykhaylo YAVORSKYY	UKR	10 Dec 96	6	48.67		0.159			
5	122	Kevin Emanuel LECITRA	ARG	01 Jan 96	5	48.84	PB	0.211			
6	595	Vincent KARGER	LUX	17 Jan 96	4	48.91	PB	0.167			
7	930	Eddy ROBERTI	VEN	20 Jan 96	2	49.63		0.188			





RESULTS
400 Metres Boys - Round 1

Heat 5		8	10 July 2013	START TIME	10:33	TEMPERATURE	22° C	HUMIDITY	60 %
PLACE	BIB	NAME	COUNTRY	DATE OF BIRTH	LANE	RESULT	REACTION	Fn	
1	894	Ryan CLARK	USA	14 Sep 96	3	46.84 Q	PB	0.166	
2	576	Mazen AL YASEN	KSA	08 Jul 96	5	48.30 Q		0.180	
3	485	Emanuele GROSSI	ITA	13 Jun 96	7	48.55	PB	0.202	
4	433	Szabolcs VÍGVÁRI	HUN	07 Feb 96	8	49.15		0.386	
5	192	Jake HANNA	CAN	28 Apr 97	2	49.29		0.531	
6	140	Kinard ROLLE	BAH	22 Sep 97	6	49.51		0.160	
7	712	Cristian TAUT	ROU	26 Nov 96	4	50.40		0.167	

Heat 6		8	10 July 2013	START TIME	10:39	TEMPERATURE	24° C	HUMIDITY	47 %
PLACE	BIB	NAME	COUNTRY	DATE OF BIRTH	LANE	RESULT	REACTION	Fn	
1	512	Martin MANLEY	JAM	10 Mar 97	3	47.08 Q		0.174	
2	177	Abbas ABUBAKER	BRN	17 May 96	8	47.28 Q	PB	0.254	
3	637	Samson Oghenewegba NATHANIEL	NGR	29 Aug 97	7	47.90 q		0.217	
4	361	Wandifa SANNEH	GAM	02 Feb 96	6	48.80	PB	0.161	
5	249	Mateo KOVACIC	CRO	19 Jul 96	5	49.20		0.157	
6	686	Ricardo FELICIANO	PUR	15 Jun 96	1	49.83		0.193	
7	628	Jeffri ARCIA	NCA	30 Jan 96	4	50.16		0.231	
	330	Batinisavu ULUIYATA	FIJ	01 Jul 96	2	DQ 163.3		0.198	


Note:
IAAF Rule 163.3 - Outside Lane

Heat 7		8	10 July 2013	START TIME	10:45	TEMPERATURE	24° C	HUMIDITY	47 %
PLACE	BIB	NAME	COUNTRY	DATE OF BIRTH	LANE	RESULT	REACTION	Fn	
1	138	Janeko CARTWRIGHT	BAH	25 Mar 96	2	47.25 Q	PB	0.269	
2	690	Mohamed Nasir ABBAS	QAT	01 Jan 96	1	47.45 Q	PB	0.182	
3	815	Erik MARTINSSON	SWE	25 Sep 96	7	47.70 q	PB	0.174	
4	661	Miguel Ángel ORTEGA	PAN	23 Aug 96	4	48.59	PB	0.204	
5	928	Kelvis PADRINO	VEN	26 Feb 97	6	48.70	PB	0.172	
6	542	Dmitriy KARAULOV	KAZ	28 Jan 96	3	49.89		0.189	
7	331	Saula NODRAKORO	FIJ	15 Mar 96	8	50.90		0.419	
	360	Tijan KEITA	GAM	09 Mar 96	5	DQ 163.3		0.220	

Note:
IAAF Rule 163.3 - Outside Lane

Heat 8		8	10 July 2013	START TIME	10:52	TEMPERATURE	24° C	HUMIDITY	47 %
PLACE	BIB	NAME	COUNTRY	DATE OF BIRTH	LANE	RESULT	REACTION	Fn	
1	504	Devaughn BAKER	JAM	17 Dec 96	5	47.58 Q		0.243	
2	424	Jason YAW	GUY	30 Jan 97	6	48.38 Q		0.261	
3	783	Jaka ZUPAN	SLO	20 Jan 96	8	48.55	PB	0.242	
4	828	Wei-Hsu WANG	TPE	12 Oct 96	2	49.06		0.179	
5	601	Muhamad Azam MASRI	MAS	21 Feb 96	3	49.33		0.158	
6	205	Alexander SZUBA	CAN	06 Jun 96	4	49.72		0.149	
7	588	Akhenaton PIERRE	LCA	12 Jul 96	7	49.92		0.172	





RESULTS
400 Metres Boys - Round 1

ALL-TIME TOP LIST				SEASON TOP LIST			
RESULT	NAME	Venue	DATE	RESULT	NAME	Venue	DATE
45.14	Obea MOORE (USA)	Santiaao de Chile	2 Sep 95	46.64	Devaughn BAKER (JAM)	Kingston (NS), JAM	16 Mar 13
45.15	Riaan DEMPERS (RSA)	Secunda	6 May 94	46.64	Chris PLATT (USA)	Austin (MMS), TX	10 May 13
45.17	William REED (USA)	Tucson, AZ	20 Jun 87	46.84	Ryan CLARK (USA)	Donetsk	10 Jul 13
45.22	Nagmeldin ALI ABUBAKR (SUD)	Abuia	13 Oct 03	46.85	Ian MUTUKU (KEN)	Donetsk	10 Jul 13
45.24	Kirani JAMES (GRN)	Bressanone	10 Jul 09	46.92	Kaisei YUI (JPN)	Fukuroi	24 May 13
45.35	Usain BOLT (JAM)	Kinaston, JAM	5 Apr 03	46.93	Jaheel HYDE (JAM)	Kingston (NS), JAM	16 Mar 13
45.44	Nduka AWAZIE (NGR)	Dakar	20 Aug 98	46.95	Martin MANLEY (JAM)	Kingston (NS), JAM	16 Mar 13
45.60	Ibrahim Ismail MUFTAH (QAT)	New Delhi	17 Nov 89	46.97	Batuhan ALTINTAS (TUR)	Ankara	4 May 13
45.75	Mohammed AL-SALHI (KSA)	Evry-Boundoufle	17 Aug 03	46.97	Samuel BAIRD (AUS)	Donetsk	10 Jul 13
45.77	Desmond JOHNSON (USA)	Tallahassee, FL	25 Jun 94	46.99	Kakeru YAMAKI (JPN)	Donetsk	10 Jul 13



SUMMARY



400 Metres Boys - Round 1

First 2 in each heat (Q) and the next 8 fastest (q) advance to the Semi-Final

	RESULT	NAME	COUNTRY	AGE	DATE	VENUE
World Youth Best Perf.	45.14	Obea MOORE	USA	16	2 Sep 1995	Santiago de Chile
Championships Record	45.24	Kirani JAMES	GRN	17	10 Jul 2009	Bressanone

10 July 2013

RANK	PLACE	HEAT	BIB	NAME	COUNTRY	DATE of BIRTH	RESULT	
1	1	5	894	Ryan CLARK	USA	14 Sep 96	46.84 Q	PB
2	1	3	561	Ian MUTUKU	KEN	11 May 97	46.85 Q	PB
3	2	3	127	Samuel BAIRD	AUS	03 Feb 96	46.97 Q	PB
4	3	3	520	Kakeru YAMAOKI	JPN	10 Jan 96	46.99 q	PB
5	1	6	512	Martin MANLEY	JAM	10 Mar 97	47.08 Q	
6	4	3	769	Warren HAZEL	SKN	11 Feb 96	47.23 q	PB
7	1	7	138	Janeke CARTWRIGHT	BAH	25 Mar 96	47.25 Q	PB
8	1	4	522	Kaisei YUI	JPN	06 Feb 96	47.28 Q	
8	2	6	177	Abbas ABUBAKER	BRN	17 May 96	47.28 Q	PB
10	2	7	690	Mohamed Nasir ABBAS	QAT	01 Jan 96	47.45 Q	PB
11	1	1	839	Batuhan ALTINTAS	TUR	28 Apr 96	47.50 Q	
12	1	8	504	Devaughn BAKER	JAM	17 Dec 96	47.58 Q	
13	3	7	815	Erik MARTINSSON	SWE	25 Sep 96	47.70 q	PB
14	2	4	402	Laurin WALTER	GER	19 Apr 96	47.74 Q	PB
15	2	1	326	Haji TURIE	ETH	22 Jun 97	47.83 Q	PB
16	3	6	637	Samson Oghenewegba NATHANIEL	NGR	29 Aug 97	47.90 q	
17	3	1	416	Dimitrios VLÁHAS	GRE	21 Jun 96	47.92 q	PB
18	4	1	563	Alexander Lerionka SAMPAO	KEN	31 Dec 96	47.94 q	
19	3	4	900	Jordan JIMERSON	USA	15 May 96	48.28 q	
19	5	3	397	Constantin SCHMIDT	GER	01 Mar 96	48.28 q	
21	1	2	633	Omeiza John AKERELE	NGR	12 Feb 96	48.29 Q	
22	2	5	576	Mazen AL YASEN	KSA	08 Jul 96	48.30 Q	
23	2	8	424	Jason YAW	GUY	30 Jan 97	48.38 Q	
24	2	2	487	Giuseppe LEONARDI	ITA	31 Jul 96	48.44 Q	
25	3	5	485	Emanuele GROSSI	ITA	13 Jun 96	48.55	PB
25	3	8	783	Jaka ZUPAN	SLO	20 Jan 96	48.55	PB
27	4	7	661	Miguel Ángel ORTEGA	PAN	23 Aug 96	48.59	PB
28	4	4	888	Mykhaylo YAVORSKYY	UKR	10 Dec 96	48.67	
29	5	7	928	Kelvis PADRINO	VEN	26 Feb 97	48.70	PB
30	4	6	361	Wandifa SANNEH	GAM	02 Feb 96	48.80	PB
31	5	4	122	Kevin Emanuel LECITRA	ARG	01 Jan 96	48.84	PB
32	6	4	595	Vincent KARGER	LUX	17 Jan 96	48.91	PB
33	5	1	855	Khalifa BAKHIT BIN JARN	UAE	07 Jun 96	48.95	PB
34	4	8	828	Wei-Hsu WANG	TPE	12 Oct 96	49.06	
35	6	3	685	Edwin DIODONET	PUR	11 Jul 96	49.10	
36	4	5	433	Szabolcs VÍGVÁRI	HUN	07 Feb 96	49.15	
37	3	2	725	Eckhardt ROSSOUW	RSA	16 May 96	49.16	
38	5	6	249	Mateo KOVACIC	CRO	19 Jul 96	49.20	
38	6	1	764	Zubin Percy MUNCHERJI	SIN	23 Jun 96	49.20	
40	7	1	706	Nicolae GORCEA	ROU	19 Apr 96	49.21	
41	7	3	847	Berk KÖKSAL	TUR	06 Jun 96	49.28	PB


SUMMARY
400 Metres Boys - Round 1

10 July 2013

RANK	PLACE	HEAT	BIB	NAME	COUNTRY	DATE of BIRTH	RESULT
42	5	5	192	Jake HANNA	CAN	28 Apr 97	49.29
43	4	2	235	Luis ARIZALA	COL	04 May 96	49.31
44	5	8	601	Muhamad Azam MASRI	MAS	21 Feb 96	49.33
45	6	5	140	Kinard ROLLE	BAH	22 Sep 97	49.51
46	5	2	503	Kyron MCMASTER	IVB	97	49.52
47	6	2	298	Darwin ECHEVERRY	ESP	02 Jan 96	49.54
48	7	4	930	Euddy ROBERTI	VEN	20 Jan 96	49.63
49	7	2	887	Mykhaylo TYUTYUNNYKOV	UKR	11 Aug 96	49.68 PB
50	6	8	205	Alexander SZUBA	CAN	06 Jun 96	49.72
51	6	6	686	Ricardo FELICIANO	PUR	15 Jun 96	49.83
52	6	7	542	Dmitriy KARAULOV	KAZ	28 Jan 96	49.89
53	7	8	588	Akhenaton PIERRE	LCA	12 Jul 96	49.92
54	8	3	262	Christian Sand CLAUSEN	DEN	04 May 96	49.93
55	7	6	628	Jeffri ARCIA	NCA	30 Jan 96	50.16
56	7	5	712	Cristian TAUT	ROU	26 Nov 96	50.40
57	7	7	331	Saula NODRAKORO	FIJ	15 Mar 96	50.90
		7	360	Tijan KEITA	GAM	09 Mar 96	DQ
		6	330	Batinisavu ULUIYATA	FIJ	01 Jul 96	DQ
		1	822	Jaturong CHIMRUEANG	THA	96	DNS
		2	938	Tatenda MATESANWA	ZIM	14 Oct 96	DNS

ALL-TIME TOP LIST				SEASON TOP LIST			
RESULT	NAME	Venue	DATE	RESULT	NAME	Venue	DATE
45.14	Obea MOORE (USA)	Santiago de Chile	2 Sep 95	46.64	Devaughn BAKER (JAM)	Kingston (NS), JAM	16 Mar 13
45.15	Riaan DEMPERS (RSA)	Secunda	6 May 94	46.64	Chris PLATT (USA)	Austin (MMS), TX	10 May 13
45.17	William REED (USA)	Tucson, AZ	20 Jun 87	46.84	Ryan CLARK (USA)	Donetsk	10 Jul 13
45.22	Nagmeldin ALI ABUBAKR (SUD)	Abuja	13 Oct 03	46.85	Ian MUTUKU (KEN)	Donetsk	10 Jul 13
45.24	Kirani JAMES (GRN)	Bressanone	10 Jul 09	46.92	Kaisei YUI (JPN)	Fukuroi	24 May 13
45.35	Usain BOLT (JAM)	Kingston, JAM	5 Apr 03	46.93	Jaheel HYDE (JAM)	Kingston (NS), JAM	16 Mar 13
45.44	Nduka AWAZIE (NGR)	Dakar	20 Aug 98	46.95	Martin MANLEY (JAM)	Kingston (NS), JAM	16 Mar 13
45.60	Ibrahim Ismail MUFTAH (QAT)	New Delhi	17 Nov 89	46.97	Batuhan ALTINTAS (TUR)	Ankara	4 May 13
45.75	Mohammed AL-SALHI (KSA)	Evry-Boundoufle	17 Aug 03	46.97	Samuel BAIRD (AUS)	Donetsk	10 Jul 13
45.77	Desmond JOHNSON (USA)	Tallahassee, FL	25 Jun 94	46.99	Kakeru YAMAKI (JPN)	Donetsk	10 Jul 13





RESULTS

400 Metres Boys - Semi-Final

First 2 in each heat (Q) and the next 2 fastest (q) advance to the Final



	RESULT	NAME	COUNTRY	AGE	DATE	VENUE
World Youth Best Perf.	45.14	Obea MOORE	USA	16	2 Sep 1995	Santiago de Chile
Championships Record	45.24	Kirani JAMES	GRN	17	10 Jul 2009	Bressanone
World Youth Leading	46.33	Ryan CLARK	USA	17	11 Jul 2013	Donetsk

Heat 1	3	11 July 2013	START TIME	17:25	TEMPERATURE	26° C	HUMIDITY	39 %
--------	---	--------------	------------	-------	-------------	-------	----------	------

PLACE	BIB	NAME	COUNTRY	DATE of BIRTH	LANE	RESULT	REACTION	Fn
1	894	Ryan CLARK	USA	14 Sep 96	4	46.33 Q	WYL	0.172
2	839	Batuhan ALTINTAS	TUR	28 Apr 96	5	46.72 Q	PB	0.203
3	504	Devaughn BAKER	JAM	17 Dec 96	3	46.78 q		0.160
4	563	Alexander Lerionka SAMPAAO	KEN	31 Dec 96	2	46.83 q	PB	0.275
5	520	Kakeru YAMAOKI	JPN	10 Jan 96	8	47.38		0.202
6	402	Laurin WALTER	GER	19 Apr 96	6	47.69	PB	0.195
7	326	Haji TURIE	ETH	22 Jun 97	7	48.12		0.251
8	815	Erik MARTINSSON	SWE	25 Sep 96	1	48.90		0.151

Heat 2	3	11 July 2013	START TIME	17:33	TEMPERATURE	26° C	HUMIDITY	39 %
--------	---	--------------	------------	-------	-------------	-------	----------	------

PLACE	BIB	NAME	COUNTRY	DATE of BIRTH	LANE	RESULT	REACTION	Fn
1	512	Martin MANLEY	JAM	10 Mar 97	5	46.65 Q	PB	0.217
2	177	Abbas ABUBAKER	BRN	17 May 96	4	46.85 Q	PB	0.259
3	138	Janeke CARTWRIGHT	BAH	25 Mar 96	3	47.23	PB	0.197
4	127	Samuel BAIRD	AUS	03 Feb 96	6	47.48		0.142
5	397	Constantin SCHMIDT	GER	01 Mar 96	2	48.05	PB	0.167
6	487	Giuseppe LEONARDI	ITA	31 Jul 96	7	48.10	PB	0.166
7	637	Samson Oghenewegba NATHANIEL	NGR	29 Aug 97	1	48.14		0.190
8	424	Jason YAW	GUY	30 Jan 97	8	50.39		0.164

Heat 3	3	11 July 2013	START TIME	17:39	TEMPERATURE	26° C	HUMIDITY	39 %
--------	---	--------------	------------	-------	-------------	-------	----------	------

PLACE	BIB	NAME	COUNTRY	DATE of BIRTH	LANE	RESULT	REACTION	Fn
1	690	Mohamed Nasir ABBAS	QAT	01 Jan 96	6	46.78 Q	PB	0.180
2	561	Ian MUTUKU	KEN	11 May 97	4	46.87 Q		0.164
3	576	Mazen AL YASEN	KSA	08 Jul 96	8	46.99	PB	0.216
4	769	Warren HAZEL	SKN	11 Feb 96	7	47.07	PB	0.176
5	522	Kaisei YUI	JPN	06 Feb 96	5	47.23		0.178
6	633	Omeiza John AKERELE	NGR	12 Feb 96	3	47.23	PB	0.196
7	900	Jordan JIMERSON	USA	15 May 96	1	47.97		0.155
8	416	Dimitrios VLÁHAS	GRE	21 Jun 96	2	48.33		0.212

ALL-TIME TOP LIST				SEASON TOP LIST			
RESULT	NAME	Venue	DATE	RESULT	NAME	Venue	DATE
45.14	Obea MOORE (USA)	Santiago de Chile	2 Sep 95	46.33	Ryan CLARK (USA)	Donetsk	11 Jul 13
45.15	Riaan DEMPERS (RSA)	Secunda	6 May 94	46.64	Devaughn BAKER (JAM)	Kingston (NS), JAM	16 Mar 13
45.17	William REED (USA)	Tucson, AZ	20 Jun 87	46.64	Chris PLATT (USA)	Austin (MMS), TX	10 May 13
45.22	Nagmeldin ALI ABUBAKR (SUD)	Abuja	13 Oct 03	46.65	Martin MANLEY (JAM)	Donetsk	11 Jul 13
45.24	Kirani JAMES (GRN)	Bressanone	10 Jul 09	46.72	Batuhan ALTINTAS (TUR)	Donetsk	11 Jul 13
45.35	Usain BOLT (JAM)	Kingston, JAM	5 Apr 03	46.78	Mohamed Nasir ABBAS (QAT)	Donetsk	11 Jul 13
45.44	Nduka AWAZIE (NGR)	Dakar	20 Aug 98	46.83	Alexander Lerionka SAMPAAO (KEN)	Donetsk	11 Jul 13
45.60	Ibrahim Ismail MUFTAH (QAT)	New Delhi	17 Nov 89	46.85	Ian MUTUKU (KEN)	Donetsk	10 Jul 13
45.75	Mohammed AL-SALHI (KSA)	Ervy-Boundoufle	17 Aug 03	46.85	Abbas ABUBAKER (BRN)	Donetsk	11 Jul 13
45.77	Desmond JOHNSON (USA)	Tallahassee, FL	25 Jun 94	46.92	Kaisei YUI (JPN)	Fukuroi	24 May 13



SUMMARY



400 Metres Boys - Semi-Final

First 2 in each heat (Q) and the next 2 fastest (q) advance to the Final


	RESULT	NAME	COUNTRY	AGE	DATE	VENUE
World Youth Best Perf.	45.14	Obea MOORE	USA	16	2 Sep 1995	Santiago de Chile
Championships Record	45.24	Kirani JAMES	GRN	17	10 Jul 2009	Bressanone
World Youth Leading	46.33	Ryan CLARK	USA	17	11 Jul 2013	Donetsk

11 July 2013

RANK	PLACE	HEAT	BIB	NAME	COUNTRY	DATE of BIRTH	RESULT	
1	1	1	894	Ryan CLARK	USA	14 Sep 96	46.33 Q	WYL
2	1	2	512	Martin MANLEY	JAM	10 Mar 97	46.65 Q	PB
3	2	1	839	Batuhan ALTINTAS	TUR	28 Apr 96	46.72 Q	PB
4	1	3	690	Mohamed Nasir ABBAS	QAT	01 Jan 96	46.78 Q	PB
4	3	1	504	Devaughn BAKER	JAM	17 Dec 96	46.78 q	
6	4	1	563	Alexander Lerionka SAMP AO	KEN	31 Dec 96	46.83 q	PB
7	2	2	177	Abbas ABUBAKER	BRN	17 May 96	46.85 Q	PB
8	2	3	561	Ian MUTUKU	KEN	11 May 97	46.87 Q	
9	3	3	576	Mazen AL YASEN	KSA	08 Jul 96	46.99	PB
10	4	3	769	Warren HAZEL	SKN	11 Feb 96	47.07	PB
11	3	2	138	Janeko CARTWRIGHT	BAH	25 Mar 96	47.23	PB
11	5	3	522	Kaisei YUI	JPN	06 Feb 96	47.23	
11	6	3	633	Omeiza John AKERELE	NGR	12 Feb 96	47.23	PB
14	5	1	520	Kakeru YAMA K I	JPN	10 Jan 96	47.38	
15	4	2	127	Samuel BAIRD	AUS	03 Feb 96	47.48	
16	6	1	402	Laurin WALTER	GER	19 Apr 96	47.69	PB
17	7	3	900	Jordan JIMERSON	USA	15 May 96	47.97	
18	5	2	397	Constantin SCHMIDT	GER	01 Mar 96	48.05	PB
19	6	2	487	Giuseppe LEONARDI	ITA	31 Jul 96	48.10	PB
20	7	1	326	Haji TURIE	ETH	22 Jun 97	48.12	
21	7	2	637	Samson Oghenewegba NATHANIEL	NGR	29 Aug 97	48.14	
22	8	3	416	Dimítrios VLÁHAS	GRE	21 Jun 96	48.33	
23	8	1	815	Erik MARTINSSON	SWE	25 Sep 96	48.90	
24	8	2	424	Jason YAW	GUY	30 Jan 97	50.39	

ALL-TIME TOP LIST				SEASON TOP LIST			
RESULT	NAME	Venue	DATE	RESULT	NAME	Venue	DATE
45.14	Obea MOORE (USA)	Santiago de Chile	2 Sep 95	46.33	Ryan CLARK (USA)	Donetsk	11 Jul 13
45.15	Riaan DEMPERS (RSA)	Secunda	6 May 94	46.64	Devaughn BAKER (JAM)	Kingston (NS), JAM	16 Mar 13
45.17	William REED (USA)	Tucson, AZ	20 Jun 87	46.64	Chris PLATT (USA)	Austin (MMS), TX	10 May 13
45.22	Nagmeldin ALI ABUBAKR (SUD)	Abuja	13 Oct 03	46.65	Martin MANLEY (JAM)	Donetsk	11 Jul 13
45.24	Kirani JAMES (GRN)	Bressanone	10 Jul 09	46.72	Batuhan ALTINTAS (TUR)	Donetsk	11 Jul 13
45.35	Usain BOLT (JAM)	Kinaston, JAM	5 Apr 03	46.78	Mohamed Nasir ABBAS (QAT)	Donetsk	11 Jul 13
45.44	Nduka AWAZIE (NGR)	Dakar	20 Aug 98	46.83	Alexander Lerionka SAMP AO (KEN)	Donetsk	11 Jul 13
45.60	Ibrahim Ismail MUFTAH (QAT)	New Delhi	17 Nov 89	46.85	Ian MUTUKU (KEN)	Donetsk	10 Jul 13
45.75	Mohammed AL-SALHI (KSA)	Evry-Boundoufle	17 Aug 03	46.85	Abbas ABUBAKER (BRN)	Donetsk	11 Jul 13
45.77	Desmond JOHNSON (USA)	Tallahassee, FL	25 Jun 94	46.92	Kaisei YUI (JPN)	Fukuroi	24 May 13





RESULTS

400 Metres Boys - Final



	RESULT	NAME	COUNTRY	AGE	DATE	VENUE
World Youth Best Perf.	45.14	Obea MOORE	USA	16	2 Sep 1995	Santiago de Chile
Championships Record	45.24	Kirani JAMES	GRN	17	10 Jul 2009	Bressanone
World Youth Leading	45.89	Martin MANLEY	JAM	16	12 Jul 2013	Donetsk


	START TIME	TEMPERATURE	HUMIDITY
Final 12 July 2013	19:51	28° C	35 %

PLACE	BIB	NAME	COUNTRY	DATE of BIRTH	LANE	RESULT	REACTION	Fn
1	512	Martin MANLEY	JAM	10 Mar 97	6	45.89	WYL 0.140	
2	894	Ryan CLARK	USA	14 Sep 96	5	46.46	0.178	
3	563	Alexander Lerionka SAMP AO	KEN	31 Dec 96	2	46.78	PB 0.227	
4	561	Ian MUTUKU	KEN	11 May 97	7	47.02	0.189	
5	839	Batuhan ALTINTAS	TUR	28 Apr 96	3	47.10	0.156	
6	690	Mohamed Nasir ABBAS	QAT	01 Jan 96	4	47.20	0.194	
7	504	Devaughn BAKER	JAM	17 Dec 96	1	47.97	0.155	
	177	Abbas ABUBAKER	BRN	17 May 96	8	DQ 163.3	0.282	

Note:

IAAF Rule 163.3 - Outside Lane

ALL-TIME TOP LIST				SEASON TOP LIST			
RESULT	NAME	Venue	DATE	RESULT	NAME	Venue	DATE
45.14	Obea MOORE (USA)	Santiago de Chile	2 Sep 95	45.89	Martin MANLEY (JAM)	Donetsk	12 Jul 13
45.15	Riaan DEMPERS (RSA)	Secunda	6 May 94	46.33	Ryan CLARK (USA)	Donetsk	11 Jul 13
45.17	William REED (USA)	Tucson, AZ	20 Jun 87	46.64	Devaughn BAKER (JAM)	Kingston (NS), JAM	16 Mar 13
45.22	Nagmeldin ALI ABUBAKR (SUD)	Abuja	13 Oct 03	46.64	Chris PLATT (USA)	Austin (MMS), TX	10 May 13
45.24	Kirani JAMES (GRN)	Bressanone	10 Jul 09	46.72	Batuhan ALTINTAS (TUR)	Donetsk	11 Jul 13
45.35	Usain BOLT (JAM)	Kinaston, JAM	5 Apr 03	46.78	Mohamed Nasir ABBAS (QAT)	Donetsk	11 Jul 13
45.44	Nduka AWAZIE (NGR)	Dakar	20 Aug 98	46.78	Alexander Lerionka SAMP AO (KEN)	Donetsk	12 Jul 13
45.60	Ibrahim Ismail MUFTAH (QAT)	New Delhi	17 Nov 89	46.85	Ian MUTUKU (KEN)	Donetsk	10 Jul 13
45.75	Mohammed AL-SALHI (KSA)	Evry-Boundoufle	17 Aug 03	46.85	Abbas ABUBAKER (BRN)	Donetsk	11 Jul 13
45.77	Desmond JOHNSON (USA)	Tallahassee, FL	25 Jun 94	46.92	Kaisei YUI (JPN)	Fukuroi	24 May 13



RESULTS




High Jump Girls - Qualification

With qualifying standard of 1.79 (Q) or at least the 12 best performers (q) advance to the Final

	RESULT	NAME	COUNTRY	AGE	DATE	VENUE
World Youth Best Perf.	1.96	Charmaine GALE-WEAVERS	RSA	17	4 Apr 1981	Bloemfontein
World Youth Best Perf.	1.96	Olga TURCHAK	URS	17	7 Sep 1984	Donetsk
Championships Record	1.92	Iryna KOVALENKO	UKR	17	12 Jul 2003	Sherbrooke
World Youth Leading	1.86	Eleanor PATTERSON	AUS	17	12 Mar 2013	Perth

Group A		10 July 2013		START TIME	11:45	TEMPERATURE	24° C	HUMIDITY	47 %							
				END TIME	12:57	24° C	47 %									
PLACE	BIB	NAME	COUNTRY	DATE of BIRTH	ORDER	RESULT	1.60	1.65	1.70	1.74	1.77	1.79				
1	775	Alexa HARMON-THOMAS	USA	05 Apr 96	8	1.77 q	-	-	XO	0	XO					
1	526	Rhizlane SIBA	MAR	29 Feb 96	7	1.77 q	-	0	0	XO	XO					
1	338	Nawal MENIKER	FRA	09 Dec 97	10	1.77 q	-	0	0	XO	XO					
4	324	Elina KAKKO	FIN	12 Jan 97	6	1.77 q	-	0	0	0	XXO					
4	126	Hannah JOYE	AUS	04 Jan 96	4	1.77 q	-	-	0	0	XXO					
6	748	Yuliya LEVCHENKO	UKR	28 Nov 97	5	1.74 q	0	0	0	0	XXX					
6	534	Ximena Lizbeth ESQUIVEL	MEX	22 Aug 97	3	1.74 q	0	0	0	0	XXX					
8	669	Lara GRIL	SLO	11 Jul 96	1	1.70	0	0	XXO	XXX						
9	445	Eleonora OMOREGIE	ITA	22 May 96	9	1.70	0	XO	XXO	XXX						
10	363	Sophie FRANK	GER	25 Mar 97	2	1.65	0	0	XXX							





RESULTS
High Jump Girls - Qualification

Group B		10 July 2013		START TIME 11:45		TEMPERATURE 24° C		HUMIDITY 47 %								
		END TIME 13:08		24° C		47 %										
PLACE	BIB	NAME	COUNTRY	DATE of BIRTH	ORDER	RESULT	1.60	1.65	1.70	1.74	1.77	1.79				
1	627	Julia DU PLESSIS	RSA	27 May 96	3	1.77 q	-	0	0	0	0					
1	432	Erika FURLANI	ITA	02 Jan 96	1	1.77 q	-	0	0	0	0					
3	373	Anne KLEBSCH	GER	20 Feb 96	2	1.77 q	0	0	0	XXO	0					
4	687	Deborah VOMSATTEL	SUI	11 Dec 96	8	1.77 q	-	0	0	0	XO					
4	173	Ana Paula DE OLIVEIRA	BRA	08 Aug 96	4	1.77 q	-	0	0	0	XO					
6	131	Eleanor PATTERSON	AUS	22 May 96	7	1.74 q	-	-	-	0	-					
7	690	Zuzana KARAFFOVÁ	SVK	13 Jun 96	10	1.74	XO	0	0	0	XXX					
8	356	Robyn PETITT	GBR	30 Jul 96	6	1.74	-	0	XO	XO	XXX					
9	646	Natalia GUMENIUK	RUS	22 Feb 96	5	1.74	0	0	XO	XXO	XXX					
10	340	Fanny PINTEAU	FRA	15 Jul 96	9	1.70	-	XO	XO	XXX						
11	535	Danna GARCÍA	MEX	01 Mar 97	11	1.65	0	XXO	XXX							

ALL-TIME TOP LIST				SEASON TOP LIST			
RESULT	NAME	Venue	DATE	RESULT	NAME	Venue	DATE
1.96	Charmaine GALE-WEAVERS (RSA)	Bloemfontein	4 Apr 81	1.86	Eleanor PATTERSON (AUS)	Perth	12 Mar 13
1.96	Olga TURCHAK (URS)	Donetsk	7 Sep 84	1.85	Morgan LAKE (GBR)	Bedford, GBR	16 Jun 13
1.94	Yelena TOPCHINA (URS)	Schwechat	28 Aug 83	1.84	Nawal MENIKER (FRA)	Montpellier	23 Jun 13
1.93	Andrea BREDER (FRG)	Koblenz	30 Aug 81	1.83	Vashti CUNNINGHAM (USA)	Las Vegas, NV	27 Apr 13
1.93	Alina ASTAFEI (ROU)	Pitesti	9 Aug 86	1.83	Elina KAKKO (FIN)	Hyvinkää	25 May 13
1.93	Heike BALCK (GDR)	Leninrad	21 Jun 87	1.83	Michaela HRUBÁ (CZE)	Uherské Hradiště	27 Jun 13
1.93	Blanka VLAŠIĆ (CRO)	Zareb	30 Jul 00	1.82	Jehvannia VIDAL-WHYTE (JAM)	Kingston (NS), JAM	16 Mar 13
1.92	Ulrike MEYFARTH (FRG)	München	4 Sep 72	1.81	Ximena Lizbeth ESQUIVEL (MEX)	Querétaro	10 Feb 13
1.92	Karen SCHOLZ (GDR)	Athína	18 Jul 86	1.81	Cyre VIRGO (USA)	Shippensburg, PA	24 May 13
1.92	Iryna KOVALENKO (UKR)	Sherbrooke	12 Jul 03	1.81	Ana Paula DE OLIVEIRA (BRA)	São Paulo (IDCM)	8 Jun 13
1.92	Xingjuan ZHENG (CHN)	Zhonashan	24 Apr 05	1.81	Fanny PINTEAU (FRA)	Montpellier	23 Jun 13



Official IAAF Partners

SUMMARY



High Jump Girls - Qualification


With qualifying standard of 1.79 (Q) or at least the 12 best performers (q) advance to the Final

	RESULT	NAME	COUNTRY	AGE	DATE	VENUE
World Youth Best Perf.	1.96	Charmaine GALE-WEAVERS	RSA	17	4 Apr 1981	Bloemfontein
World Youth Best Perf.	1.96	Olga TURCHAK	URS	17	7 Sep 1984	Donetsk
Championships Record	1.92	Iryna KOVALENKO	UKR	17	12 Jul 2003	Sherbrooke
World Youth Leading	1.86	Eleanor PATTERSON	AUS	17	12 Mar 2013	Perth

10 July 2013

RANK	PLACE	GROUP	BIB	NAME	COUNTRY	DATE of BIRTH	RESULT
1	1	B	432	Erika FURLANI	ITA	02 Jan 96	1.77 q
1	1	B	627	Julia DU PLESSIS	RSA	27 May 96	1.77 q
3	3	B	373	Anne KLEBSCH	GER	20 Feb 96	1.77 q
4	4	B	173	Ana Paula DE OLIVEIRA	BRA	08 Aug 96	1.77 q
4	4	B	687	Deborah VOMSATTEL	SUI	11 Dec 96	1.77 q
6	1	A	775	Alexa HARMON-THOMAS	USA	05 Apr 96	1.77 q
6	1	A	338	Nawal MENIKER	FRA	09 Dec 97	1.77 q
6	1	A	526	Rhizlane SIBA	MAR	29 Feb 96	1.77 q
9	4	A	324	Elina KAKKO	FIN	12 Jan 97	1.77 q
9	4	A	126	Hannah JOYE	AUS	04 Jan 96	1.77 q
11	6	B	131	Eleanor PATTERSON	AUS	22 May 96	1.74 q
11	6	A	534	Ximena Lizbeth ESQUIVEL	MEX	22 Aug 97	1.74 q
11	6	A	748	Yuliya LEVCHENKO	UKR	28 Nov 97	1.74 q
14	7	B	690	Zuzana KARAFFOVÁ	SVK	13 Jun 96	1.74
15	8	B	356	Robyn PETITT	GBR	30 Jul 96	1.74
16	9	B	646	Natalia GUMENIUK	RUS	22 Feb 96	1.74
17	10	B	340	Fanny PINTEAU	FRA	15 Jul 96	1.70
18	8	A	669	Lara GRIL	SLO	11 Jul 96	1.70
19	9	A	445	Eleonora OMOREGIE	ITA	22 May 96	1.70
20	10	A	363	Sophie FRANK	GER	25 Mar 97	1.65
21	11	B	535	Danna GARCÍA	MEX	01 Mar 97	1.65

ALL-TIME TOP LIST				SEASON TOP LIST			
RESULT	NAME	Venue	DATE	RESULT	NAME	Venue	DATE
1.96	Charmaine GALE-WEAVERS (RSA)	Bloemfontein	4 Apr 81	1.86	Eleanor PATTERSON (AUS)	Perth	12 Mar 13
1.96	Olga TURCHAK (URS)	Donetsk	7 Sep 84	1.85	Morgan LAKE (GBR)	Bedford, GBR	16 Jun 13
1.94	Yelena TOPCHINA (URS)	Schwechat	28 Aug 83	1.84	Nawal MENIKER (FRA)	Montpellier	23 Jun 13
1.93	Andrea BREDER (FRG)	Koblenz	30 Aug 81	1.83	Vashti CUNNINGHAM (USA)	Las Vegas, NV	27 Apr 13
1.93	Alina ASTAFEI (ROU)	Pitesti	9 Aug 86	1.83	Elina KAKKO (FIN)	Hyvinkää	25 May 13
1.93	Heike BALCK (GDR)	Leninograd	21 Jun 87	1.83	Michaela HRUBÁ (CZE)	Uherské Hradiště	27 Jun 13
1.93	Blanka VLAŠIĆ (CRO)	Zaoreb	30 Jul 00	1.82	Jehvannia VIDAL-WHYTE (JAM)	Kingston (NS), JAM	16 Mar 13
1.92	Ulrike MEYFARTH (FRG)	München	4 Sep 72	1.81	Ximena Lizbeth ESQUIVEL (MEX)	Querétaro	10 Feb 13
1.92	Karen SCHOLZ (GDR)	Athína	18 Jul 86	1.81	Cyre VIRGO (USA)	Shippensburg, PA	24 May 13
1.92	Iryna KOVALENKO (UKR)	Sherbrooke	12 Jul 03	1.81	Ana Paula DE OLIVEIRA (BRA)	São Paulo (IDCM)	8 Jun 13
1.92	Xingjuan ZHENG (CHN)	Zhonashan	24 Apr 05	1.81	Fanny PINTEAU (FRA)	Montpellier	23 Jun 13



RESULTS



High Jump Girls - Final


	RESULT	NAME	COUNTRY	AGE	DATE	VENUE
World Youth Best Perf.	1.96	Charmaine GALE-WEAVERS	RSA	17	4 Apr 1981	Bloemfontein
World Youth Best Perf.	1.96	Olga TURCHAK	URS	17	7 Sep 1984	Donetsk
Championships Record	1.92	Iryna KOVALENKO	UKR	17	12 Jul 2003	Sherbrooke
World Youth Leading	1.90	Morgan LAKE	GBR	16	12 Jul 2013	Donetsk

Final	12 July 2013	START TIME	17:30	TEMPERATURE	30° C	HUMIDITY	29 %
		END TIME	19:25		28° C		35 %

PLACE	BIB	NAME	COUNTRY	DATE of BIRTH	ORDER	RESULT		1.65	1.70	1.75	1.79	1.82	1.85	1.88	1.91				
1	131	Eleanor PATTERSON	AUS	22 May 96	2	1.88	PB	-	-	-	0	0	0	XO	XXX				
2	432	Erika FURLANI	ITA	02 Jan 96	13	1.82	PB	0	0	XO	XO	XXO	X-						
3	627	Julia DU PLESSIS	RSA	27 May 96	3	1.79		0	0	0	0	XXX							
3	526	Rhizlane SIBA	MAR	29 Feb 96	12	1.79		-	0	0	0	XXX							
5	173	Ana Paula DE OLIVEIRA	BRA	08 Aug 96	1	1.79		0	0	XXO	0	XXX							
6	373	Anne KLEBSCH	GER	20 Feb 96	10	1.79	SB	XO	0	XXO	0	XXX							
7	126	Hannah JOYE	AUS	04 Jan 96	9	1.79		-	XO	0	XO	XXX							
8	338	Nawal MENIKER	FRA	09 Dec 97	7	1.75		0	0	XO	XXX								
8	324	Elina KAKKO	FIN	12 Jan 97	4	1.75		0	0	XO	XXX								
10	775	Alexa HARMON-THOMAS	USA	05 Apr 96	5	1.75		-	XO	XO	XXX								
11	687	Deborah VOMSATTEL	SUI	11 Dec 96	11	1.75		0	0	XXO	XXX								
12	534	Ximena Lizbeth ESQUIVEL	MEX	22 Aug 97	8	1.70		0	0	XXX									
13	748	Yuliya LEVCHENKO	UKR	28 Nov 97	6	1.70		0	XO	XXX									

ALL-TIME TOP LIST				SEASON TOP LIST			
RESULT	NAME	Venue	DATE	RESULT	NAME	Venue	DATE
1.96	Charmaine GALE-WEAVERS (RSA)	Bloemfontein	4 Apr 81	1.90	Morgan LAKE (GBR)	Donetsk	12 Jul 13
1.96	Olga TURCHAK (URS)	Donetsk	7 Sep 84	1.88	Eleanor PATTERSON (AUS)	Donetsk	12 Jul 13
1.94	Yelena TOPCHINA (URS)	Schwechat	28 Aug 83	1.84	Nawal MENIKER (FRA)	Montpellier	23 Jun 13
1.93	Andrea BREDER (FRG)	Koblentz	30 Aug 81	1.83	Vashti CUNNINGHAM (USA)	Las Vegas, NV	27 Apr 13
1.93	Alina ASTAFEI (ROU)	Pitesti	9 Aug 86	1.83	Elina KAKKO (FIN)	Hyinkää	25 May 13
1.93	Heike BALCK (GDR)	Leningrad	21 Jun 87	1.83	Michaela HRUBÁ (CZE)	Uherské Hradište	27 Jun 13
1.93	Blanka VLAŠIĆ (CRO)	Zaareb	30 Jul 00	1.82	Jehvannia VIDAL-WHYTE (JAM)	Kingston (NS), JAM	16 Mar 13
1.92	Ulrike MEYFARTH (FRG)	München	4 Sep 72	1.82	Erika FURLANI (ITA)	Donetsk	12 Jul 13
1.92	Karen SCHOLZ (GDR)	Athína	18 Jul 86	1.81	Ximena Lizbeth ESQUIVEL (MEX)	Querétaro	10 Feb 13
1.92	Iryna KOVALENKO (UKR)	Sherbrooke	12 Jul 03	1.81	Cyre VIRGO (USA)	Shippensburg, PA	24 May 13
1.92	Xingjuan ZHENG (CHN)	Zhonashan	24 Apr 05	1.81	Ana Paula DE OLIVEIRA (BRA)	São Paulo (IDCM)	8 Jun 13
				1.81	Fanny PINTEAU (FRA)	Montpellier	23 Jun 13





RESULTS



400 Metres Girls - Round 1

First 3 in each heat (Q) and the next 3 fastest (q) advance to the Semi-Final

	RESULT	NAME	COUNTRY	AGE	DATE	VENUE
World Youth Best Perf.	50.01	Jing LI	CHN	17	18 Oct 1997	Shanghai
Championships Record	51.19	Nawal EL JACK	SUD	17	15 Jul 2005	Marrakech
World Youth Leading	52.71	Olivia BAKER	USA	17	26 Jun 2013	Edwardsville, IL

Heat 1		7	10 July 2013	START TIME	11:50	TEMPERATURE	24° C	HUMIDITY	47 %
PLACE	BIB	NAME	COUNTRY	DATE of BIRTH	LANE	RESULT	REACTION	Fn	
1	477	Tiffany JAMES	JAM	31 Jan 97	4	54.66 Q	0.187		
2	416	Alanna LALLY	IRL	30 Dec 96	2	55.15 Q	PB	0.220	
3	375	Ann-Kathrin KOPF	GER	01 Jan 96	6	55.34 Q	0.212		
4	263	Zdenka SEIDLOVÁ	CZE	02 Apr 97	8	55.65 q	0.194		
5	300	Sonia NASARRE	ESP	13 Jan 96	7	57.54	0.177		
6	520	Emilija RUDYTÉ	LTU	13 Aug 96	5	58.15	0.171		
7	614	Livia CRISTUREAN	ROU	27 Dec 96	3	58.30	0.188		


Heat 2		7	10 July 2013	START TIME	11:56	TEMPERATURE	24° C	HUMIDITY	47 %
PLACE	BIB	NAME	COUNTRY	DATE of BIRTH	LANE	RESULT	REACTION	Fn	
1	763	Olivia BAKER	USA	12 Jun 96	5	54.41 Q	0.250		
2	217	Xiaojing LIANG	CHN	07 Apr 97	2	55.19 Q	0.183		
3	136	Susanne WALLI	AUT	05 May 96	8	55.33 Q	PB	0.292	
4	557	Abimbola JUNAID	NGR	08 Dec 97	6	55.62 q	0.243		
5	675	Maja POGOREVC	SLO	31 Jul 96	7	55.80	PB	0.243	
6	234	Astrid BALANTA	COL	04 Mar 97	3	56.39	PB	0.170	
7	245	Anamarija PETERS	CRO	27 Nov 96	4	57.40	0.219		

Heat 3		7	10 July 2013	START TIME	12:03	TEMPERATURE	24° C	HUMIDITY	47 %
PLACE	BIB	NAME	COUNTRY	DATE of BIRTH	LANE	RESULT	REACTION	Fn	
1	474	Yanique MCNEIL	JAM	28 Jul 96	4	54.69 Q	0.190		
2	215	Guifen HUANG	CHN	20 Aug 97	7	54.92 Q	0.164		
3	649	Anastasiya KUDRYAVTSEVA	RUS	04 Apr 97	3	55.51 Q	0.198		
4	697	Viktória ZÁHRADNÍCKOVÁ	SVK	29 Mar 96	5	55.62 q	PB	0.195	
5	786	Liliya MANASIPOVA	UZB	15 Apr 96	8	57.35	0.206		
6	523	Laurence JONES	LUX	29 Aug 96	6	57.60	0.144		
	727	Busra YILDIRIM	TUR	10 May 96	2	DQ 162.7		F1	

Note:
IAAF Rule 162.7 - False Start

Heat 4		7	10 July 2013	START TIME	12:10	TEMPERATURE	24° C	HUMIDITY	47 %
PLACE	BIB	NAME	COUNTRY	DATE of BIRTH	LANE	RESULT	REACTION	Fn	
1	561	Edidiong Ofonime ODIONG	NGR	13 Mar 97	8	55.18 Q	0.229		
2	568	Emily Rose NORUM	NOR	01 Mar 96	2	56.24 Q	0.165		
3	184	Mariam ABDUL-RASHID	CAN	21 Sep 97	6	56.80 Q	0.220		
4	794	María SIMANCAS	VEN	13 Jan 97	5	57.21	0.228		
5	442	Eleonora MARCHIANDO	ITA	27 Sep 97	3	57.48	0.166		
6	582	Kianeth GALVÁN	PAN	11 Apr 97	7	57.64	0.180		
7	528	Fathin Faqirah MOHD YUSUF	MAS	10 Jun 96	4	59.52	0.000		





RESULTS
400 Metres Girls - Round 1

Heat 5		7	10 July 2013	START TIME	12:17	TEMPERATURE	24° C	HUMIDITY	47 %
PLACE	BIB	NAME	COUNTRY	DATE OF BIRTH	LANE	RESULT	REACTION	Fn	
1	346	Sabrina BAKARE	GBR	14 May 96	3	54.16 Q	0.191		
2	122	Molly BLAKEY	AUS	22 Dec 97	2	55.05 Q	0.186		
3	466	Tarika MOSES	IVB	97	7	55.87 Q	0.199		
4	743	Yana KACHUR	UKR	13 Jan 97	6	56.00	PB	0.255	
5	619	Andreea TIMOFEI	ROU	11 Jan 96	4	56.48	0.230		
6	585	Jimena COPARA	PER	27 May 97	5	58.29	0.197		
7	684	Nirmali M. P. GAMAGE	SRI	15 Jan 97	8	59.24	0.354		

Heat 6		7	10 July 2013	START TIME	12:24	TEMPERATURE	24° C	HUMIDITY	47 %
PLACE	BIB	NAME	COUNTRY	DATE OF BIRTH	LANE	RESULT	REACTION	Fn	
1	488	Nanako MATSUMOTO	JPN	03 Sep 96	3	55.07 Q	0.149		
2	337	Mélissa GOMIS	FRA	19 Mar 96	5	55.34 Q	0.176		
3	575	Shannon GEAREY	NZL	22 Oct 97	1	55.69 Q	0.157		
4	693	Daniela LEDECKÁ	SVK	04 Nov 96	7	56.32	PB	0.219	
5	393	Jaydean JOSEPH	GRN	12 Apr 96	6	56.89	PB	0.335	
6	274	Mariana PEREZ	DOM	24 Nov 96	4	57.23	PB	0.175	
7	525	- FANJALINA	MAD	17 Jul 96	2	59.99	0.343		
	164	Galefele MOROKO	BOT	16 Apr 97	8	DQ 163.3	0.228		

Note:

IAAF Rule 163.3 - Outside Lane

Heat 7		7	10 July 2013	START TIME	12:32	TEMPERATURE	24° C	HUMIDITY	47 %
PLACE	BIB	NAME	COUNTRY	DATE OF BIRTH	LANE	RESULT	REACTION	Fn	
1	796	Nguyen THI OANH	VIE	22 Feb 96	8	54.64 Q	0.266		
2	193	Kendra CLARKE	CAN	16 Nov 96	7	54.95 Q	0.167		
3	403	Luca PALÁSTI	HUN	11 Dec 96	4	55.67 Q	0.166		
4	440	Alice MANGIONE	ITA	19 Jan 97	2	56.76	PB	0.210	
5	799	Yvonne VANHUVAONE	ZIM	02 Mar 97	5	57.07	0.346		
6	140	Kadeisha HIELD	BAH	10 Jan 96	6	57.63	0.181		
	507	Kseniia PROKOPEVA	KGZ	18 Apr 97	3	DQ 163.3	0.213		

Note:

IAAF Rule 163.3 - Outside Lane

ALL-TIME TOP LIST				SEASON TOP LIST			
RESULT	NAME	Venue	DATE	RESULT	NAME	Venue	DATE
50.01	Jing LI (CHN)	Shanghai	18 Oct 97	52.71	Olivia BAKER (USA)	Edwardsville, IL	26 Jun 13
50.48	Grit BREUER (GDR)	Neubrandenburg	22 Jul 89	53.17	Yanique MCNEIL (JAM)	Kingston (NS), JAM	15 Mar 13
50.69	Sanya RICHARDS-ROSS (USA)	Palo Alto, CA	22 Jun 02	53.34	Raevyn ROGERS (USA)	Edwardsville, IL	26 Jun 13
50.74	Monique HENDERSON (USA)	Norwalk, CA	3 Jun 00	53.44	Tiffany JAMES (JAM)	Kingston (NS), JAM	16 Jun 13
50.84	Christina BREHMER-LATHAN (GDR)	Halle	21 Jun 75	53.59	Karrington WINTERS (USA)	Columbus, OH	8 Jun 13
51.04	Kadecia BAIRD (GUY)	Barcelona	13 Jul 12	53.78	Alleandra WATT (USA)	Littleton, CO	27 Apr 13
51.09	Sherrie HOWARD (USA)	Colorado Springs, CO	28 Jul 79	53.80	Kendall ELLIS (USA)	Palm Beach Gardens, FL	25 Apr 13
51.16	Linsey MACDONALD (GBR)	London (CP)	15 Jun 80	53.98	Sabrina BAKARE (GBR)	Bedford, GBR	16 Jun 13
51.19	Nawal EL JACK (SUD)	Marrakech	15 Jul 05	53.99	Farrah SUBER (USA)	Richmond, VA	10 May 13
51.30	Danijela GRGIC (CRO)	Marrakech	15 Jul 05	54.00	Brittney ELLIS (USA)	Edwardsville, IL	26 Jun 13



Official IAAF Partners

SUMMARY




400 Metres Girls - Round 1

First 3 in each heat (Q) and the next 3 fastest (q) advance to the Semi-Final

	RESULT	NAME	COUNTRY	AGE	DATE	VENUE
World Youth Best Perf.	50.01	Jing LI	CHN	17	18 Oct 1997	Shanghai
Championships Record	51.19	Nawal EL JACK	SUD	17	15 Jul 2005	Marrakech
World Youth Leading	52.71	Olivia BAKER	USA	17	26 Jun 2013	Edwardsville, IL

10 July 2013

RANK	PLACE	HEAT	BIB	NAME	COUNTRY	DATE of BIRTH	RESULT
1	1	5	346	Sabrina BAKARE	GBR	14 May 96	54.16 Q
2	1	2	763	Olivia BAKER	USA	12 Jun 96	54.41 Q
3	1	7	796	Nguyen THI OANH	VIE	22 Feb 96	54.64 Q
4	1	1	477	Tiffany JAMES	JAM	31 Jan 97	54.66 Q
5	1	3	474	Yanique MCNEIL	JAM	28 Jul 96	54.69 Q
6	2	3	215	Guifen HUANG	CHN	20 Aug 97	54.92 Q
7	2	7	193	Kendra CLARKE	CAN	16 Nov 96	54.95 Q
8	2	5	122	Molly BLAKEY	AUS	22 Dec 97	55.05 Q
9	1	6	488	Nanako MATSUMOTO	JPN	03 Sep 96	55.07 Q
10	2	1	416	Alanna LALLY	IRL	30 Dec 96	55.15 Q PB
11	1	4	561	Edidiong Ofonime ODIONG	NGR	13 Mar 97	55.18 Q
12	2	2	217	Xiaojing LIANG	CHN	07 Apr 97	55.19 Q
13	3	2	136	Susanne WALLI	AUT	05 May 96	55.33 Q PB
14	2	6	337	Mélissa GOMIS	FRA	19 Mar 96	55.34 Q
14	3	1	375	Ann-Kathrin KOPF	GER	01 Jan 96	55.34 Q
16	3	3	649	Anastasiya KUDRYAVTSEVA	RUS	04 Apr 97	55.51 Q
17	4	2	557	Abimbola JUNAID	NGR	08 Dec 97	55.62 q
17	4	3	697	Viktória ZÁHRADNÍČKOVÁ	SVK	29 Mar 96	55.62 q PB
19	4	1	263	Zdenka SEIDLOVÁ	CZE	02 Apr 97	55.65 q
20	3	7	403	Luca PALÁSTI	HUN	11 Dec 96	55.67 Q
21	3	6	575	Shannon GEAREY	NZL	22 Oct 97	55.69 Q
22	5	2	675	Maja POGOREVC	SLO	31 Jul 96	55.80 PB
23	3	5	466	Tarika MOSES	IVB	97	55.87 Q
24	4	5	743	Yana KACHUR	UKR	13 Jan 97	56.00 PB
25	2	4	568	Emily Rose NORUM	NOR	01 Mar 96	56.24 Q
26	4	6	693	Daniela LEDECKÁ	SVK	04 Nov 96	56.32 PB
27	6	2	234	Astrid BALANTA	COL	04 Mar 97	56.39 PB
28	5	5	619	Andreea TIMOFEI	ROU	11 Jan 96	56.48
29	4	7	440	Alice MANGIONE	ITA	19 Jan 97	56.76 PB
30	3	4	184	Mariam ABDUL-RASHID	CAN	21 Sep 97	56.80 Q
31	5	6	393	Jaydean JOSEPH	GRN	12 Apr 96	56.89 PB
32	5	7	799	Yvonne VANHUYAONE	ZIM	02 Mar 97	57.07
33	4	4	794	María SIMANCAS	VEN	13 Jan 97	57.21
34	6	6	274	Mariana PEREZ	DOM	24 Nov 96	57.23 PB
35	5	3	786	Liliya MANASIPOVA	UZB	15 Apr 96	57.35
36	7	2	245	Anamarija PETERS	CRO	27 Nov 96	57.40
37	5	4	442	Eleonora MARCHIANDO	ITA	27 Sep 97	57.48
38	5	1	300	Sonia NASARRE	ESP	13 Jan 96	57.54
39	6	3	523	Laurence JONES	LUX	29 Aug 96	57.60
40	6	7	140	Kadeisha HIELD	BAH	10 Jan 96	57.63
41	6	4	582	Kianeth GALVÁN	PAN	11 Apr 97	57.64




SUMMARY
400 Metres Girls - Round 1

10 July 2013

RANK	PLACE	HEAT	BIB	NAME	COUNTRY	DATE of BIRTH	RESULT
42	6	1	520	Emilija RUDYTÉ	LTU	13 Aug 96	58.15
43	6	5	585	Jimena COPARA	PER	27 May 97	58.29
44	7	1	614	Livia CRISTUREAN	ROU	27 Dec 96	58.30
45	7	5	684	Nirmali M. P. GAMAGE	SRI	15 Jan 97	59.24
46	7	4	528	Fathin Faqirah MOHD YUSUF	MAS	10 Jun 96	59.52
47	7	6	525	- FANJALINA	MAD	17 Jul 96	59.99
		3	727	Busra YILDIRIM	TUR	10 May 96	DQ
		6	164	Galefele MOROKO	BOT	16 Apr 97	DQ
		7	507	Kseniia PROKOPEVA	KGZ	18 Apr 97	DQ

ALL-TIME TOP LIST				SEASON TOP LIST			
RESULT	NAME	Venue	DATE	RESULT	NAME	Venue	DATE
50.01	Jing LI (CHN)	Shanghai	18 Oct 97	52.71	Olivia BAKER (USA)	Edwardsville, IL	26 Jun 13
50.48	Grit BREUER (GDR)	Neubrandenburg	22 Jul 89	53.17	Yanique MCNEIL (JAM)	Kingston (NS), JAM	15 Mar 13
50.69	Sanya RICHARDS-ROSS (USA)	Palo Alto, CA	22 Jun 02	53.34	Raevyn ROGERS (USA)	Edwardsville, IL	26 Jun 13
50.74	Monique HENDERSON (USA)	Norwalk, CA	3 Jun 00	53.44	Tiffany JAMES (JAM)	Kingston (NS), JAM	16 Jun 13
50.84	Christina BREHMER-LATHAN (GDR)	Halle	21 Jun 75	53.59	Karrington WINTERS (USA)	Columbus, OH	8 Jun 13
51.04	Kadecia BAIRD (GUY)	Barcelona	13 Jul 12	53.78	Alleandra WATT (USA)	Littleton, CO	27 Apr 13
51.09	Sherrie HOWARD (USA)	Colorado Springs, CO	28 Jul 79	53.80	Kendall ELLIS (USA)	Palm Beach Gardens, FL	25 Apr 13
51.16	Linsey MACDONALD (GBR)	London (CP)	15 Jun 80	53.98	Sabrina BAKARE (GBR)	Bedford, GBR	16 Jun 13
51.19	Nawal EL JACK (SUD)	Marrakech	15 Jul 05	53.99	Farrah SUBER (USA)	Richmond, VA	10 May 13
51.30	Danijela GRGIC (CRO)	Marrakech	15 Jul 05	54.00	Brittney ELLIS (USA)	Edwardsville, IL	26 Jun 13





RESULTS



400 Metres Girls - Semi-Final

First 2 in each heat (Q) and the next 2 fastest (q) advance to the Final

	RESULT	NAME	COUNTRY	AGE	DATE	VENUE
World Youth Best Perf.	50.01	Jing LI	CHN	17	18 Oct 1997	Shanghai
Championships Record	51.19	Nawal EL JACK	SUD	17	15 Jul 2005	Marrakech
World Youth Leading	52.71	Olivia BAKER	USA	17	26 Jun 2013	Edwardsville, IL


Heat 1		3		11 July 2013		START TIME	19:11	TEMPERATURE	26° C	HUMIDITY	39 %
PLACE	BIB	NAME	COUNTRY	DATE OF BIRTH	LANE	RESULT	REACTION	Fn			
1	346	Sabrina BAKARE	GBR	14 May 96	4	53.23 Q	PB	0.186			
2	561	Edidiong Ofonime ODIONG	NGR	13 Mar 97	6	54.15 Q	PB	0.190			
3	403	Luca PALÁSTI	HUN	11 Dec 96	8	54.47 q	PB	0.185			
4	488	Nanako MATSUMOTO	JPN	03 Sep 96	5	54.64 q		0.207			
5	263	Zdenka SEIDLOVÁ	CZE	02 Apr 97	1	54.94		0.207			
6	217	Xiaoqing LIANG	CHN	07 Apr 97	3	55.46		0.166			
7	575	Shannon GEAREY	NZL	22 Oct 97	2	55.77		0.159			
8	337	Mélissa GOMIS	FRA	19 Mar 96	7	56.03		0.164			

Heat 2		3		11 July 2013		START TIME	19:19	TEMPERATURE	26° C	HUMIDITY	39 %
PLACE	BIB	NAME	COUNTRY	DATE OF BIRTH	LANE	RESULT	REACTION	Fn			
1	477	Tiffany JAMES	JAM	31 Jan 97	6	53.70 Q		0.181			
2	796	Nguyen THI OANH	VIE	22 Feb 96	3	54.25 Q		0.208			
3	122	Molly BLAKEY	AUS	22 Dec 97	5	54.95		0.185			
4	375	Ann-Kathrin KOPF	GER	01 Jan 96	7	55.14		0.195			
5	136	Susanne WALLI	AUT	05 May 96	8	55.29	PB	0.290			
6	697	Viktória ZÁHRADNÍKOVÁ	SVK	29 Mar 96	2	55.99		0.144			
7	193	Kendra CLARKE	CAN	16 Nov 96	4	56.01		0.151			
8	557	Abimbola JUNAID	NGR	08 Dec 97	1	56.33		0.237			

Heat 3		3		11 July 2013		START TIME	19:26	TEMPERATURE	26° C	HUMIDITY	39 %
PLACE	BIB	NAME	COUNTRY	DATE OF BIRTH	LANE	RESULT	REACTION	Fn			
1	763	Olivia BAKER	USA	12 Jun 96	5	53.63 Q		0.224			
2	649	Anastasiya KUDRYAVTSEVA	RUS	04 Apr 97	7	54.85 Q	PB	0.202			
3	215	Guifen HUANG	CHN	20 Aug 97	4	54.92		0.167			
4	568	Emily Rose NORUM	NOR	01 Mar 96	8	55.17	PB	0.256			
5	416	Alanna LALLY	IRL	30 Dec 96	3	55.40		0.245			
6	466	Tarika MOSES	IVB	97	1	56.65		0.176			
7	184	Mariam ABDUL-RASHID	CAN	21 Sep 97	2	56.70		0.173			
	474	Yanique MCNEIL	JAM	28 Jul 96	6	DQ		163.3	0.172		

Note:

IAAF Rule 163.3 - Outside Lane



RESULTS
400 Metres Girls - Semi-Final

ALL-TIME TOP LIST				SEASON TOP LIST			
RESULT	NAME	Venue	DATE	RESULT	NAME	Venue	DATE
50.01	Jing LI (CHN)	Shanghai	18 Oct 97	52.71	Olivia BAKER (USA)	Edwardsville, IL	26 Jun 13
50.48	Grit BREUER (GDR)	Neubrandenburg	22 Jul 89	53.17	Yanique MCNEIL (JAM)	Kingston (NS), JAM	15 Mar 13
50.69	Sanya RICHARDS-ROSS (USA)	Palo Alto, CA	22 Jun 02	53.23	Sabrina BAKARE (GBR)	Donetsk	11 Jul 13
50.74	Monique HENDERSON (USA)	Norwalk, CA	3 Jun 00	53.34	Raevyn ROGERS (USA)	Edwardsville, IL	26 Jun 13
50.84	Christina BREHMER-LATHAN (GDR)	Halle	21 Jun 75	53.44	Tiffany JAMES (JAM)	Kingston (NS), JAM	16 Jun 13
51.04	Kadecia BAIRD (GUY)	Barcelona	13 Jul 12	53.59	Karrington WINTERS (USA)	Columbus, OH	8 Jun 13
51.09	Sherrie HOWARD (USA)	Colorado Springs, CO	28 Jul 79	53.78	Alleandra WATT (USA)	Littleton, CO	27 Apr 13
51.16	Linsey MACDONALD (GBR)	London (CP)	15 Jun 80	53.80	Kendall ELLIS (USA)	Palm Beach Gardens, FL	25 Apr 13
51.19	Nawal EL JACK (SUD)	Marrakech	15 Jul 05	53.99	Farrah SUBER (USA)	Richmond, VA	10 May 13
51.30	Danijela GRGIC (CRO)	Marrakech	15 Jul 05	54.00	Brittney ELLIS (USA)	Edwardsville, IL	26 Jun 13



SUMMARY



400 Metres Girls - Semi-Final


First 2 in each heat (Q) and the next 2 fastest (q) advance to the Final

	RESULT	NAME	COUNTRY	AGE	DATE	VENUE
World Youth Best Perf.	50.01	Jing LI	CHN	17	18 Oct 1997	Shanghai
Championships Record	51.19	Nawal EL JACK	SUD	17	15 Jul 2005	Marrakech
World Youth Leading	52.71	Olivia BAKER	USA	17	26 Jun 2013	Edwardsville, IL

11 July 2013

RANK	PLACE	HEAT	BIB	NAME	COUNTRY	DATE of BIRTH	RESULT	
1	1	1	346	Sabrina BAKARE	GBR	14 May 96	53.23 Q	PB
2	1	3	763	Olivia BAKER	USA	12 Jun 96	53.63 Q	
3	1	2	477	Tiffany JAMES	JAM	31 Jan 97	53.70 Q	
4	2	1	561	Edidiong Ofonime ODIONG	NGR	13 Mar 97	54.15 Q	PB
5	2	2	796	Nguyen THI OANH	VIE	22 Feb 96	54.25 Q	
6	3	1	403	Luca PALÁSTI	HUN	11 Dec 96	54.47 q	PB
7	4	1	488	Nanako MATSUMOTO	JPN	03 Sep 96	54.64 q	
8	2	3	649	Anastasiya KUDRYAVTSEVA	RUS	04 Apr 97	54.85 Q	PB
9	3	3	215	Guifen HUANG	CHN	20 Aug 97	54.92	
10	5	1	263	Zdenka SEIDLOVÁ	CZE	02 Apr 97	54.94	
11	3	2	122	Molly BLAKEY	AUS	22 Dec 97	54.95	
12	4	2	375	Ann-Kathrin KOPF	GER	01 Jan 96	55.14	
13	4	3	568	Emily Rose NORUM	NOR	01 Mar 96	55.17	PB
14	5	2	136	Susanne WALLI	AUT	05 May 96	55.29	PB
15	5	3	416	Alanna LALLY	IRL	30 Dec 96	55.40	
16	6	1	217	Xiaojing LIANG	CHN	07 Apr 97	55.46	
17	7	1	575	Shannon GEAREY	NZL	22 Oct 97	55.77	
18	6	2	697	Viktória ZÁHRADNÍČKOVÁ	SVK	29 Mar 96	55.99	
19	7	2	193	Kendra CLARKE	CAN	16 Nov 96	56.01	
20	8	1	337	Mélissa GOMIS	FRA	19 Mar 96	56.03	
21	8	2	557	Abimbola JUNAID	NGR	08 Dec 97	56.33	
22	6	3	466	Tarika MOSES	IVB	97	56.65	
23	7	3	184	Mariam ABDUL-RASHID	CAN	21 Sep 97	56.70	
		3	474	Yanique MCNEIL	JAM	28 Jul 96	DQ	

ALL-TIME TOP LIST				SEASON TOP LIST			
RESULT	NAME	Venue	DATE	RESULT	NAME	Venue	DATE
50.01	Jing LI (CHN)	Shanghai	18 Oct 97	52.71	Olivia BAKER (USA)	Edwardsville, IL	26 Jun 13
50.48	Grit BREUER (GDR)	Neubrandenburg	22 Jul 89	53.17	Yanique MCNEIL (JAM)	Kingston (NS), JAM	15 Mar 13
50.69	Sanya RICHARDS-ROSS (USA)	Palo Alto, CA	22 Jun 02	53.23	Sabrina BAKARE (GBR)	Donetsk	11 Jul 13
50.74	Monique HENDERSON (USA)	Norwalk, CA	3 Jun 00	53.34	Raevyn ROGERS (USA)	Edwardsville, IL	26 Jun 13
50.84	Christina BREHMER-LATHAN (GDR)	Halle	21 Jun 75	53.44	Tiffany JAMES (JAM)	Kingston (NS), JAM	16 Jun 13
51.04	Kadecia BAIRD (GUY)	Barcelona	13 Jul 12	53.59	Karrington WINTERS (USA)	Columbus, OH	8 Jun 13
51.09	Sherrie HOWARD (USA)	Colorado Springs, CO	28 Jul 79	53.78	Alleandra WATT (USA)	Littleton, CO	27 Apr 13
51.16	Linsey MACDONALD (GBR)	London (CP)	15 Jun 80	53.80	Kendall ELLIS (USA)	Palm Beach Gardens, FL	25 Apr 13
51.19	Nawal EL JACK (SUD)	Marrakech	15 Jul 05	53.99	Farrah SUBER (USA)	Richmond, VA	10 May 13
51.30	Danijela GRGIC (CRO)	Marrakech	15 Jul 05	54.00	Brittany ELLIS (USA)	Edwardsville, IL	26 Jun 13



RESULTS




400 Metres Girls - Final

	RESULT	NAME	COUNTRY	AGE	DATE	VENUE
World Youth Best Perf.	50.01	Jing LI	CHN	17	18 Oct 1997	Shanghai
Championships Record	51.19	Nawal EL JACK	SUD	17	15 Jul 2005	Marrakech
World Youth Leading	52.71	Olivia BAKER	USA	17	26 Jun 2013	Edwardsville, IL

	START TIME	TEMPERATURE	HUMIDITY
Final 12 July 2013	20:07	28° C	35 %

PLACE	BIB	NAME	COUNTRY	DATE of BIRTH	LANE	RESULT	REACTION	Fn
1	346	Sabrina BAKARE	GBR	14 May 96	6	52.77	PB 0.182	
2	763	Olivia BAKER	USA	12 Jun 96	5	53.38	0.206	
3	477	Tiffany JAMES	JAM	31 Jan 97	4	53.56	0.186	
4	796	Nguyen THI OANH	VIE	22 Feb 96	7	53.80	PB 0.176	
5	561	Edidiong Ofonime ODIONG	NGR	13 Mar 97	3	54.14	PB 0.199	
6	488	Nanako MATSUMOTO	JPN	03 Sep 96	2	54.59	0.203	
7	649	Anastasiya KUDRYAVTSEVA	RUS	04 Apr 97	8	54.69	PB 0.200	
8	403	Luca PALÁSTI	HUN	11 Dec 96	1	54.81	0.188	

ALL-TIME TOP LIST				SEASON TOP LIST			
RESULT	NAME	Venue	DATE	RESULT	NAME	Venue	DATE
50.01	Jing LI (CHN)	Shanghai	18 Oct 97	52.71	Olivia BAKER (USA)	Edwardsville, IL	26 Jun 13
50.48	Grit BREUER (GDR)	Neubrandenburg	22 Jul 89	52.77	Sabrina BAKARE (GBR)	Donetsk	12 Jul 13
50.69	Sanya RICHARDS-ROSS (USA)	Palo Alto, CA	22 Jun 02	53.17	Yanique MCNEIL (JAM)	Kingston (NS), JAM	15 Mar 13
50.74	Monique HENDERSON (USA)	Norwalk, CA	3 Jun 00	53.34	Raevyn ROGERS (USA)	Edwardsville, IL	26 Jun 13
50.84	Christina BREHMER-LATHAN (GDR)	Halle	21 Jun 75	53.44	Tiffany JAMES (JAM)	Kingston (NS), JAM	16 Jun 13
51.04	Kadecia BAIRD (GUY)	Barcelona	13 Jul 12	53.59	Karrington WINTERS (USA)	Columbus, OH	8 Jun 13
51.09	Sherrie HOWARD (USA)	Colorado Springs, CO	28 Jul 79	53.78	Alleandra WATT (USA)	Littleton, CO	27 Apr 13
51.16	Linsey MACDONALD (GBR)	London (CP)	15 Jun 80	53.80	Kendall ELLIS (USA)	Palm Beach Gardens, FL	25 Apr 13
51.19	Nawal EL JACK (SUD)	Marrakech	15 Jul 05	53.80	Nguyen THI OANH (VIE)	Donetsk	12 Jul 13
51.30	Danijela GRGIC (CRO)	Marrakech	15 Jul 05	53.99	Farrah SUBER (USA)	Richmond, VA	10 May 13



RESULTS



100 Metres Boys - Round 1

First 2 in each heat (Q) and the next 0 fastest (q) advance to the Semi-Final

	RESULT	NAME	COUNTRY	AGE	DATE	VENUE
World Youth Best Perf.	10.19	Yoshihide KIRYU	JPN	17	3 Nov 2012	Fukuroi
Championships Record	10.31	Darrel BROWN	TRI	17	13 Jul 2001	Debrecen
World Youth Leading	10.37	Kristoffer HARI	DEN	16	22 Jun 2013	Schweinfurt

HEAT	DATE	START TIME	TEMPERATURE	HUMIDITY	WIND
Heat 1	12 10 July 2013	12:48	24° C	47 %	-0.8 m/s

PLACE	BIB	NAME	COUNTRY	DATE OF BIRTH	LANE	RESULT	REACTION	Fn
1	638	Ejovvokoghene Divine ODUDURU	NGR	07 Oct 96	3	10.67 Q	0.138	
2	363	Reuben ARTHUR	GBR	12 Oct 96	7	10.71 Q	0.151	
3	111	Mahmoud HAMMOUDI	ALG	10 May 96	6	10.92	0.219	
4	644	Amund Høie SJURSEN	NOR	16 Jan 96	2	11.00	0.136	
5	820	Mzamo MNGOMEZULU	SWZ	28 Apr 96	8	11.27	0.223	
6	118	Alexis AGUILAR	ARG	27 Feb 96	5	11.39	0.182	
7	423	Sylla SEKOU	GUI	16 Feb 96	1	11.56	PB 0.177	
8	426	Christopher MATUTE	HON	04 Oct 96	4	11.96	PB 0.226	

HEAT	DATE	START TIME	TEMPERATURE	HUMIDITY	WIND
Heat 2	12 10 July 2013	12:53	24° C	47 %	-4.9 m/s

PLACE	BIB	NAME	COUNTRY	DATE OF BIRTH	LANE	RESULT	REACTION	Fn
1	254	Reynier MENA	CUB	21 Nov 96	4	10.85 Q	0.161	
2	932	Lê TRONG HINH	VIE	03 Feb 96	6	11.11 Q	0.186	
3	770	Sadiki TYSON	SKN	25 Apr 97	3	11.16	0.189	
4	829	Chun-Han YANG	TPE	01 Jan 97	2	11.17	0.155	
5	860	Vladyslav CHEPURNYI	UKR	11 May 97	7	11.43	0.204	
6	619	Blagota PETRICEVIC	MNE	21 Aug 96	8	11.55	0.259	
7	585	Janille GREENIDGE	LCA	18 May 96	5	11.84	0.221	
8	853	Telava MAFOA	TUV	01 Aug 97	1	12.60	PB 0.188	


HEAT	DATE	START TIME	TEMPERATURE	HUMIDITY	WIND
Heat 3	12 10 July 2013	12:58	24° C	47 %	-1.7 m/s

PLACE	BIB	NAME	COUNTRY	DATE OF BIRTH	LANE	RESULT	REACTION	Fn
1	223	Youxue MO	CHN	10 Feb 96	4	10.64 Q	0.188	
2	568	Jeongtae LEE	KOR	23 Jul 96	3	10.97 Q	0.148	
3	142	Ian KERR	BAH	01 May 96	8	11.04	0.219	
4	432	Csaba KISS	HUN	31 Jan 96	5	11.10	0.179	
5	329	Jacob WAQANIVALU	FIJ	06 Nov 96	2	11.17	0.147	
6	617	Arturo SEPÚLVEDA	MEX	29 Oct 96	6	11.20	0.157	
7	457	Eduard PLOTNIKOV	ISR	16 Apr 96	7	11.39	0.208	

HEAT	DATE	START TIME	TEMPERATURE	HUMIDITY	WIND
Heat 4	12 10 July 2013	13:03	24° C	47 %	0.1 m/s

PLACE	BIB	NAME	COUNTRY	DATE OF BIRTH	LANE	RESULT	REACTION	Fn
1	895	Kenzo COTTON	USA	13 May 96	6	10.52 Q	PB 0.180	
2	800	Marek ŠEFRÁNEK	SVK	27 Oct 96	4	10.91 Q	0.192	
3	141	Keanu PENNERMAN	BAH	28 Apr 97	7	11.21	0.532	
4	793	Nisal S. D. K. MUDIYANSELAGE	SRI	14 May 96	3	11.32	0.153	
5	440	Sudirman HADI	INA	09 Mar 96	8	11.42	0.233	
6	880	Oleksandr REVENKO	UKR	14 May 96	5	11.43	0.168	
7	233	Cajuniba OKIRUA	COK	05 Oct 96	2	12.20	PB 0.195	
8	358	Brenden YAMASE	FSM	18 Dec 96	1	12.22	PB 0.153	





RESULTS
100 Metres Boys - Round 1

Heat 5 12 10 July 2013 START TIME 13:08 TEMPERATURE 24° C HUMIDITY 47 % WIND -1.7 m/s

PLACE	BIB	NAME	COUNTRY	DATE of BIRTH	LANE	RESULT	REACTION	Fn
1	170	Vitor Hugo DOS SANTOS	BRA	01 Feb 96	2	10.74 Q	0.173	
2	933	Reberto BOYDE	VIN	17 May 96	3	10.86 Q	0.183	
3	641	Even MEINSETH	NOR	22 May 96	4	11.08	0.153	
4	328	Aaron POWELL	FIJ	08 Jan 96	8	11.09	0.209	
5	685	Edwin DIODONET	PUR	11 Jul 96	1	11.18	0.182	
6	208	Kyel WEST	CAY	17 May 96	6	11.41	PB 0.210	
7	404	Sean PENALVER	GIB	21 Sep 96	5	12.54	PB 0.218	
	580	Meshaal ALMUTAIRI	KUW	16 Mar 97	7	DQ 162.7	-0.235	F1

Note:
IAAF Rule 162.7 - False Start

Heat 6 12 10 July 2013 START TIME 13:16 TEMPERATURE 24° C HUMIDITY 47 % WIND -1.0 m/s

PLACE	BIB	NAME	COUNTRY	DATE of BIRTH	LANE	RESULT	REACTION	Fn
1	371	Ojie EDOBURUN	GBR	02 Jun 96	6	10.68 Q	0.164	
2	166	Karabo MOTHIBI	BOT	15 Oct 96	5	10.99 Q	0.189	
3	777	Nejc MOŽINA	SLO	03 Jun 96	4	11.09	0.174	
4	689	Namataiki TEVENINO	PYF	20 Jun 96	3	11.58	0.192	
5	586	Brent JOSEPH	LCA	25 May 97	2	11.60	0.220	
6	604	Ali ANAAL	MDV	01 Nov 97	8	11.72	PB 0.224	
7	791	Aroscha I. K. U. GAMAGE	SRI	29 Jun 97	7	14.25	0.180	
	394	Fabian NETZLAFF	GER	16 Jul 96	1	DNS		

Heat 7 12 10 July 2013 START TIME 13:21 TEMPERATURE 24° C HUMIDITY 47 % WIND -2.6 m/s


PLACE	BIB	NAME	COUNTRY	DATE of BIRTH	LANE	RESULT	REACTION	Fn
1	299	Aitor Same EKOBO	ESP	03 Jan 97	7	10.86 Q	0.172	
2	682	Ricardo PEREIRA	POR	04 Mar 96	5	10.97 Q	0.172	
3	188	Lucanus ROBINSON	CAN	12 Mar 96	3	11.08	0.151	
4	929	Josneyber RAMÍREZ	VEN	17 Nov 97	1	11.09	0.145	
5	236	Daniel AVENDAÑO	COL	15 Jun 96	8	11.23	0.155	
6	622	Sebastien CLARICE	MRI	18 Mar 96	2	11.49	0.153	
7	821	Siosaia TEUMOHENGA	TGA	20 Mar 96	4	12.67	0.190	
	582	Nanthavat KHENTANONE	LAO	18 Feb 97	6	DNS		

Heat 8 12 10 July 2013 START TIME 13:25 TEMPERATURE 24° C HUMIDITY 47 % WIND -0.5 m/s

PLACE	BIB	NAME	COUNTRY	DATE of BIRTH	LANE	RESULT	REACTION	Fn
1	149	Mario BURKE	BAR	18 Mar 97	8	10.66 Q	0.198	
2	692	Ibrahim Moussa ADAM	QAT	01 Jan 96	7	10.85 Q	PB 0.158	
3	934	Reuberth BOYDE	VIN	17 May 96	3	10.88	0.176	
4	768	Alkronus BRIDGEWATER	SKN	14 Mar 96	2	11.14	0.128	
5	263	Peter TRAJKOVSKI	DEN	18 Jul 96	1	11.18	0.141	
6	827	Guvanch MATTAGANOV	TKM	01 Jun 96	4	11.48	PB 0.168	
	625	Lee-Anzo LOSPER	NAM	12 May 96	6	DQ 162.7	0.030	F1
	545	Sergey VASILYEV	KAZ	26 Nov 96	5	DNS		

Note:
IAAF Rule 162.7 - False Start





RESULTS
100 Metres Boys - Round 1

Heat 9		12	10 July 2013	START TIME	13:34	TEMPERATURE	24° C	HUMIDITY	47 %	WIND	0.0 m/s
PLACE	BIB	NAME	COUNTRY	DATE of BIRTH	LANE	RESULT	REACTION	Fn			
1	511	Michael O'HARA	JAM	29 Sep 96	3	10.66 Q					
2	940	Michael SONGORE	ZIM	14 Aug 96	2	10.72 Q	PB	0.131			
3	220	Ri JIN	CHN	14 Jan 96	8	10.99		0.163			
4	120	Leonel CARRIZO	ARG	01 Jan 96	7	11.21		0.274			
5	425	Wai Kin WONG	HKG	04 Apr 96	4	11.27		0.168			
6	590	Antony MIKAEL	LIB	06 May 96	5	11.39		0.176			
	566	Changsoo LEE	KOR	29 Jun 97	6	DNF		0.183			


Heat 10		12	10 July 2013	START TIME	13:38	TEMPERATURE	24° C	HUMIDITY	47 %	WIND	-0.1 m/s
PLACE	BIB	NAME	COUNTRY	DATE of BIRTH	LANE	RESULT	REACTION	Fn			
1	521	Shunto NAGATA	JPN	03 Apr 96	5	10.81 Q		0.148			
2	611	Daniel MARTÍNEZ	MEX	27 Aug 97	6	11.08 Q		0.180			
3	103	Abdesselam BOUCHAMIA	ALG	31 Mar 96	8	11.08		0.196			
4	673	Jakub GALANDZIEJ	POL	17 Mar 97	7	11.16		0.159			
5	653	Saif Khalfan AL OBAIDANI	OMA	13 May 96	4	11.26		0.192			
6	189	Aaron HECTOR	CAN	01 Aug 97	1	11.29		0.167			
7	760	Jean-Eve ROSELINE	SEY	17 Sep 96	2	11.37		0.205			
8	620	Jervian BOATSWAIN	MNT	10 Jul 96	3	12.20	PB	0.164			

Heat 11		12	10 July 2013	START TIME	13:45	TEMPERATURE	24° C	HUMIDITY	47 %	WIND	0.5 m/s
PLACE	BIB	NAME	COUNTRY	DATE of BIRTH	LANE	RESULT	REACTION	Fn			
1	901	Jaalen JONES	USA	11 Jan 96	4	10.68 Q		0.197			
2	481	Andrea FEDERICI	ITA	24 Feb 97	1	10.88 Q		0.143			
3	523	Akiyoshi ONO	JPN	25 Apr 96	8	10.89		0.168			
4	264	Frederik SCHOU-NIELSEN	DEN	05 Feb 96	2	10.93		0.195			
5	179	Mohamed Saad GHALI	BRN	01 Nov 96	5	11.10		0.172			
6	623	Jean Daniel LOZEREAU	MRI	26 Feb 97	6	11.11		0.179			
7	919	George MOLISINGI	VAN	23 May 96	3	11.45	PB	0.186			
8	564	Utiraoi TAKARIA	KIR	07 Sep 96	7	11.91	PB	0.186			

Heat 12		12	10 July 2013	START TIME	13:50	TEMPERATURE	24° C	HUMIDITY	47 %	WIND	-0.5 m/s
PLACE	BIB	NAME	COUNTRY	DATE of BIRTH	LANE	RESULT	REACTION	Fn			
1	513	Waseem WILLIAMS	JAM	08 Jan 97	2	10.66 Q		0.154			
2	718	Cornelius JANSE VAN RENSBURG	RSA	15 Apr 96	1	10.96 Q		0.154			
3	488	Francesco TARUSSIO	ITA	13 Mar 96	4	11.08		0.144			
4	749	Pavel VERESHCHAGIN	RUS	14 Jun 96	8	11.12		0.141			
5	589	Christophe BOULOS	LIB	20 Aug 96	3	11.34		0.185			
6	845	Miktat KAYA	TUR	12 Feb 96	6	11.34		0.179			
7	154	Hasib MURATOVIC	BIH	17 May 96	7	11.61		0.165			
8	670	Mohammed ABUSENAN	PLE	10 May 96	5	12.29	PB	0.200			



Official IAAF Partners



RESULTS
100 Metres Boys - Round 1

ALL-TIME TOP LIST				SEASON TOP LIST			
RESULT	NAME	Venue	DATE	RESULT	NAME	Venue	DATE
10.19	Yoshihide KIRYU (JPN)	Fukuroi	3 Nov 12	10.37	Kristoffer HARI (DEN)	Schweinfurt	22 Jun 13
10.23	Tamunosiki ATORUDIBO (NGR)	Enugu	23 Mar 02	10.39	Michael O'HARA (JAM)	Kingston (NS), JAM	15 Jun 13
10.23	Rynell PARSON (USA)	Indianapolis, IN	21 Jun 07	10.41	Youxue MO (CHN)	Zhaoqing	27 Apr 13
10.24	Darrel BROWN (TRI)	Bridgetown	14 Apr 01	10.42	Myles VALENTINE (USA)	Clovis, CA	31 May 13
10.25	J-Mee SAMUELS (USA)	Knoxville, TN	11 Jul 04	10.44	Paul LUCAS (USA)	Mesa, AZ	11 May 13
10.25	Jeffery DEMPS (USA)	Knoxville, TN	1 Aug 07	10.46	Reynier MENA (CUB)	La Habana (EP)	15 Jun 13
10.26	Deworski ODOM (USA)	Lisboa (U)	21 Jul 94	10.50	Xavier ATKINS (USA)	Gainesville, FL	5 Apr 13
10.26	Sunday EMMANUEL (NGR)	Bauchi	18 Mar 95	10.50	Jonathan FARINHA (TRI)	Port-of-Spain	25 May 13
10.27	Henry THOMAS (USA)	Norwalk, CA	19 May 84	10.52	Kenzo COTTON (USA)	Donetsk	10 Jul 13
10.27	Curtis JOHNSON (USA)	Fresno, CA	30 Jun 90	10.54	Jay BRADFORD (USA)	Humble, TX	29 Apr 13
10.27	Ivory WILLIAMS (USA)	Sacramento, CA	8 Jun 02	10.54	Shaun CRAWFORD (USA)	Columbus, OH	7 Jun 13
10.27	Jazeel MURPHY (JAM)	Montego Bay	23 Apr 11				



SUMMARY



100 Metres Boys - Round 1

First 2 in each heat (Q) and the next 0 fastest (q) advance to the Semi-Final

	RESULT	NAME	COUNTRY	AGE	DATE	VENUE
World Youth Best Perf.	10.19	Yoshihide KIRYU	JPN	17	3 Nov 2012	Fukurou
Championships Record	10.31	Darrel BROWN	TRI	17	13 Jul 2001	Debrecen
World Youth Leading	10.37	Kristoffer HARI	DEN	16	22 Jun 2013	Schweinfurt

10 July 2013


RANK	PLACE	HEAT	BIB	NAME	COUNTRY	DATE of BIRTH	RESULT	WIND
1	1	4	895	Kenzo COTTON	USA	13 May 96	10.52 Q	PB 0.1 m/s
2	1	3	223	Youxue MO	CHN	10 Feb 96	10.64 Q	-1.7 m/s
3	1	8	149	Mario BURKE	BAR	18 Mar 97	10.66 Q	-0.5 m/s
3	1	9	511	Michael O'HARA	JAM	29 Sep 96	10.66 Q	0.0 m/s
3	1	12	513	Waseem WILLIAMS	JAM	08 Jan 97	10.66 Q	-0.5 m/s
6	1	1	638	Ejowvokoghene Divine ODUDURU	NGR	07 Oct 96	10.67 Q	-0.8 m/s
7	1	11	901	Jaalen JONES	USA	11 Jan 96	10.68 Q	0.5 m/s
7	1	6	371	Ojie EDOBURUN	GBR	02 Jun 96	10.68 Q	-1.0 m/s
9	2	1	363	Reuben ARTHUR	GBR	12 Oct 96	10.71 Q	-0.8 m/s
10	2	9	940	Michael SONGORE	ZIM	14 Aug 96	10.72 Q	PB 0.0 m/s
11	1	5	170	Vitor Hugo DOS SANTOS	BRA	01 Feb 96	10.74 Q	-1.7 m/s
12	1	10	521	Shunto NAGATA	JPN	03 Apr 96	10.81 Q	-0.1 m/s
13	1	2	254	Reynier MENA	CUB	21 Nov 96	10.85 Q	-4.9 m/s
13	2	8	692	Ibrahim Moussa ADAM	QAT	01 Jan 96	10.85 Q	PB -0.5 m/s
15	1	7	299	Aitor Same EKOBO	ESP	03 Jan 97	10.86 Q	-2.6 m/s
15	2	5	933	Reberto BOYDE	VIN	17 May 96	10.86 Q	-1.7 m/s
17	2	11	481	Andrea FEDERICI	ITA	24 Feb 97	10.88 Q	0.5 m/s
17	3	8	934	Reuberth BOYDE	VIN	17 May 96	10.88	-0.5 m/s
19	3	11	523	Akiyoshi ONO	JPN	25 Apr 96	10.89	0.5 m/s
20	2	4	800	Marek ŠEFRÁNEK	SVK	27 Oct 96	10.91 Q	0.1 m/s
21	3	1	111	Mahmoud HAMMOUDI	ALG	10 May 96	10.92	-0.8 m/s
22	4	11	264	Frederik SCHOU-NIELSEN	DEN	05 Feb 96	10.93	0.5 m/s
23	2	12	718	Cornelius JANSE VAN RENSBURG	RSA	15 Apr 96	10.96 Q	-0.5 m/s
24	2	3	568	Jeongtae LEE	KOR	23 Jul 96	10.97 Q	-1.7 m/s
24	2	7	682	Ricardo PEREIRA	POR	04 Mar 96	10.97 Q	-2.6 m/s
26	2	6	166	Karabo MOTHIBI	BOT	15 Oct 96	10.99 Q	-1.0 m/s
26	3	9	220	Ri JIN	CHN	14 Jan 96	10.99	0.0 m/s
28	4	1	644	Amund Høie SJURSEN	NOR	16 Jan 96	11.00	-0.8 m/s
29	3	3	142	Ian KERR	BAH	01 May 96	11.04	-1.7 m/s
30	2	10	611	Daniel MARTÍNEZ	MEX	27 Aug 97	11.08 Q	-0.1 m/s
30	3	10	103	Abdesselam BOUCHAMIA	ALG	31 Mar 96	11.08	-0.1 m/s
30	3	5	641	Even MEINSETH	NOR	22 May 96	11.08	-1.7 m/s
30	3	12	488	Francesco TARUSSIO	ITA	13 Mar 96	11.08	-0.5 m/s
30	3	7	188	Lucanus ROBINSON	CAN	12 Mar 96	11.08	-2.6 m/s
35	3	6	777	Nejc MOŽINA	SLO	03 Jun 96	11.09	-1.0 m/s
35	4	5	328	Aaron POWELL	FIJ	08 Jan 96	11.09	-1.7 m/s
35	4	7	929	Josneyber RAMÍREZ	VEN	17 Nov 97	11.09	-2.6 m/s
38	4	3	432	Csaba KISS	HUN	31 Jan 96	11.10	-1.7 m/s
38	5	11	179	Mohamed Saad GHALI	BRN	01 Nov 96	11.10	0.5 m/s
40	2	2	932	Lê TRONG HINH	VIE	03 Feb 96	11.11 Q	-4.9 m/s
40	6	11	623	Jean Daniel LOZEREAU	MRI	26 Feb 97	11.11	0.5 m/s

SUMMARY
100 Metres Boys - Round 1

10 July 2013

RANK	PLACE	HEAT	BIB	NAME	COUNTRY	DATE of BIRTH	RESULT	WIND
42	4	12	749	Pavel VERESHCHAGIN	RUS	14 Jun 96	11.12	-0.5 m/s
43	4	8	768	Alkronus BRIDGEWATER	SKN	14 Mar 96	11.14	-0.5 m/s
44	3	2	770	Sadiki TYSON	SKN	25 Apr 97	11.16	-4.9 m/s
44	4	10	673	Jakub GALANDZIEJ	POL	17 Mar 97	11.16	-0.1 m/s
46	4	2	829	Chun-Han YANG	TPE	01 Jan 97	11.17	-4.9 m/s
46	5	3	329	Jacob WAQANIVALU	FIJ	06 Nov 96	11.17	-1.7 m/s
48	5	5	685	Edwin DIODONET	PUR	11 Jul 96	11.18	-1.7 m/s
48	5	8	263	Peter TRAJKOVSKI	DEN	18 Jul 96	11.18	-0.5 m/s
50	6	3	617	Arturo SEPÚLVEDA	MEX	29 Oct 96	11.20	-1.7 m/s
51	3	4	141	Keanu PENNERMAN	BAH	28 Apr 97	11.21	0.1 m/s
51	4	9	120	Leonel CARRIZO	ARG	01 Jan 96	11.21	0.0 m/s
53	5	7	236	Daniel AVENDAÑO	COL	15 Jun 96	11.23	-2.6 m/s
54	5	10	653	Saif Khalfan AL OBAIDANI	OMA	13 May 96	11.26	-0.1 m/s
55	5	1	820	Mzamo MNGOMEZULU	SWZ	28 Apr 96	11.27	-0.8 m/s
55	5	9	425	Wai Kin WONG	HKG	04 Apr 96	11.27	0.0 m/s
57	6	10	189	Aaron HECTOR	CAN	01 Aug 97	11.29	-0.1 m/s
58	4	4	793	Nisal S. D. K. MUDIYANSELAGE	SRI	14 May 96	11.32	0.1 m/s
59	5	12	589	Christophe BOULOS	LIB	20 Aug 96	11.34	-0.5 m/s
59	6	12	845	Miktat KAYA	TUR	12 Feb 96	11.34	-0.5 m/s
61	7	10	760	Jean-Eve ROSELINE	SEY	17 Sep 96	11.37	-0.1 m/s
62	6	1	118	Alexis AGUILAR	ARG	27 Feb 96	11.39	-0.8 m/s
62	6	9	590	Antony MIKAEL	LIB	06 May 96	11.39	0.0 m/s
62	7	3	457	Eduard PLOTNIKOV	ISR	16 Apr 96	11.39	-1.7 m/s
65	6	5	208	Kyel WEST	CAY	17 May 96	11.41	PB -1.7 m/s
66	5	4	440	Sudirman HADI	INA	09 Mar 96	11.42	0.1 m/s
67	5	2	860	Vladyslav CHEPURNYI	UKR	11 May 97	11.43	-4.9 m/s
67	6	4	880	Oleksandr REVENKO	UKR	14 May 96	11.43	0.1 m/s
69	7	11	919	George MOLISINGI	VAN	23 May 96	11.45	PB 0.5 m/s
70	6	8	827	Guvanch MATTAGANOV	TKM	01 Jun 96	11.48	PB -0.5 m/s
71	6	7	622	Sebastien CLARICE	MRI	18 Mar 96	11.49	-2.6 m/s
72	6	2	619	Blagota PETRICEVIC	MNE	21 Aug 96	11.55	-4.9 m/s
73	7	1	423	Sylla SEKOU	GUI	16 Feb 96	11.56	PB -0.8 m/s
74	4	6	689	Namataiki TEVENINO	PYF	20 Jun 96	11.58	-1.0 m/s
75	5	6	586	Brent JOSEPH	LCA	25 May 97	11.60	-1.0 m/s
76	7	12	154	Hasib MURATOVIC	BIH	17 May 96	11.61	-0.5 m/s
77	6	6	604	Ali ANAAL	MDV	01 Nov 97	11.72	PB -1.0 m/s
78	7	2	585	Janille GREENIDGE	LCA	18 May 96	11.84	-4.9 m/s
79	8	11	564	Utiraoi TAKARIA	KIR	07 Sep 96	11.91	PB 0.5 m/s
80	8	1	426	Christopher MATUTE	HON	04 Oct 96	11.96	PB -0.8 m/s
81	7	4	233	Cajuniba OKIRUA	COK	05 Oct 96	12.20	PB 0.1 m/s
81	8	10	620	Jervian BOATSWAIN	MNT	10 Jul 96	12.20	PB -0.1 m/s
83	8	4	358	Brenden YAMASE	FSM	18 Dec 96	12.22	PB 0.1 m/s
84	8	12	670	Mohammed ABUSENAN	PLE	10 May 96	12.29	PB -0.5 m/s
85	7	5	404	Sean PENALVER	GIB	21 Sep 96	12.54	PB -1.7 m/s
86	8	2	853	Telava MAFOA	TUV	01 Aug 97	12.60	PB -4.9 m/s
87	7	7	821	Siosaia TEUMOHENGA	TGA	20 Mar 96	12.67	-2.6 m/s
88	7	6	791	Arosha I. K. U. GAMAGE	SRI	29 Jun 97	14.25	-1.0 m/s






SUMMARY
100 Metres Boys - Round 1

10 July 2013

RANK	PLACE	HEAT	BIB	NAME	COUNTRY	DATE of BIRTH	RESULT	WIND
			8	625 Lee-Anzo LOSPER	NAM	12 May 96	DQ	-0.5 m/s
			5	580 Meshaal ALMUTAIRI	KUW	16 Mar 97	DQ	-1.7 m/s
			9	566 Changsoo LEE	KOR	29 Jun 97	DNF	0.0 m/s
			6	394 Fabian NETZLAFF	GER	16 Jul 96	DNS	-1.0 m/s
			7	582 Nanthavat KHENTANONE	LAO	18 Feb 97	DNS	-2.6 m/s
			8	545 Sergey VASILYEV	KAZ	26 Nov 96	DNS	-0.5 m/s

ALL-TIME TOP LIST				SEASON TOP LIST			
RESULT	NAME	Venue	DATE	RESULT	NAME	Venue	DATE
10.19	Yoshihide KIRYU (JPN)	Fukuroi	3 Nov 12	10.37	Kristoffer HARI (DEN)	Schweinfurt	22 Jun 13
10.23	Tamunosiki ATORUDIBO (NGR)	Enugu	23 Mar 02	10.39	Michael O'HARA (JAM)	Kingston (NS), JAM	15 Jun 13
10.23	Rynell PARSON (USA)	Indianapolis, IN	21 Jun 07	10.41	Youxue MO (CHN)	Zhaoqing	27 Apr 13
10.24	Darrel BROWN (TRI)	Bridgetown	14 Apr 01	10.42	Myles VALENTINE (USA)	Clovis, CA	31 May 13
10.25	J-Mee SAMUELS (USA)	Knoxville, TN	11 Jul 04	10.44	Paul LUCAS (USA)	Mesa, AZ	11 May 13
10.25	Jeffery DEMPS (USA)	Knoxville, TN	1 Aug 07	10.46	Reynier MENA (CUB)	La Habana (EP)	15 Jun 13
10.26	Deworski ODOM (USA)	Lisboa (U)	21 Jul 94	10.50	Xavier ATKINS (USA)	Gainesville, FL	5 Apr 13
10.26	Sunday EMMANUEL (NGR)	Bauchi	18 Mar 95	10.50	Jonathan FARINHA (TRI)	Port-of-Spain	25 May 13
10.27	Henry THOMAS (USA)	Norwalk, CA	19 May 84	10.52	Kenzo COTTON (USA)	Donetsk	10 Jul 13
10.27	Curtis JOHNSON (USA)	Fresno, CA	30 Jun 90	10.54	Jay BRADFORD (USA)	Humble, TX	29 Apr 13
10.27	Ivory WILLIAMS (USA)	Sacramento, CA	8 Jun 02	10.54	Shaun CRAWFORD (USA)	Columbus, OH	7 Jun 13
10.27	Jazeel MURPHY (JAM)	Montego Bay	23 Apr 11				





RESULTS



100 Metres Boys - Semi-Final

First 2 in each heat (Q) and the next 2 fastest (q) advance to the Final

	RESULT	NAME	COUNTRY	AGE	DATE	VENUE
World Youth Best Perf.	10.19	Yoshihide KIRYU	JPN	17	3 Nov 2012	Fukuroi
Championships Record	10.31	Darrel BROWN	TRI	17	13 Jul 2001	Debrecen
World Youth Leading	10.37	Kristoffer HARI	DEN	16	22 Jun 2013	Schweinfurt

HEAT	START TIME	TEMPERATURE	HUMIDITY	WIND
Heat 1 3	18:45	26° C	39 %	0.3 m/s

PLACE	BIB	NAME	COUNTRY	DATE of BIRTH	LANE	RESULT	REACTION	Fn
1	254	Reynier MENA	CUB	21 Nov 96	5	10.43 Q	PB	
2	223	Youxue MO	CHN	10 Feb 96	3	10.44 Q		
3	511	Michael O'HARA	JAM	29 Sep 96	4	10.47 q		
4	363	Reuben ARTHUR	GBR	12 Oct 96	7	10.66	PB	
5	901	Jaalen JONES	USA	11 Jan 96	6	10.67		
6	568	Jeongtae LEE	KOR	23 Jul 96	1	10.79		
7	481	Andrea FEDERICI	ITA	24 Feb 97	8	11.04		
8	611	Daniel MARTÍNEZ	MEX	27 Aug 97	2	11.05		


HEAT	START TIME	TEMPERATURE	HUMIDITY	WIND
Heat 2 3	18:52	26° C	39 %	-1.3 m/s

PLACE	BIB	NAME	COUNTRY	DATE of BIRTH	LANE	RESULT	REACTION	Fn
1	371	Ojie EDOBURUN	GBR	02 Jun 96	4	10.55 Q	PB	0.144
2	299	Aitor Same EKOBO	ESP	03 Jan 97	6	10.76 Q		0.143
3	940	Michael SONGORE	ZIM	14 Aug 96	7	10.84		0.168
4	932	Lê TRONG HINH	VIE	03 Feb 96	1	10.88		0.162
5	800	Marek ŠEFRÁNEK	SVK	27 Oct 96	8	10.96		0.160
6	638	Ejowvokoghene Divine ODUDURU	NGR	07 Oct 96	5	11.05		0.164
7	718	Cornelius JANSE VAN RENSBURG	RSA	15 Apr 96	2	11.06		0.156
8	895	Kenzo COTTON	USA	13 May 96	3	12.35		0.123

HEAT	START TIME	TEMPERATURE	HUMIDITY	WIND
Heat 3 3	19:04	26° C	39 %	0.3 m/s

PLACE	BIB	NAME	COUNTRY	DATE of BIRTH	LANE	RESULT	REACTION	Fn
1	149	Mario BURKE	BAR	18 Mar 97	6	10.49 Q	PB	0.178
2	170	Vítor Hugo DOS SANTOS	BRA	01 Feb 96	3	10.51 Q	PB	0.162
3	513	Waseem WILLIAMS	JAM	08 Jan 97	4	10.59 q		0.164
4	682	Ricardo PEREIRA	POR	04 Mar 96	1	10.79	PB	0.164
5	933	Reberto BOYDE	VIN	17 May 96	7	10.82		0.232
6	692	Ibrahim Moussa ADAM	QAT	01 Jan 96	8	10.85	PB	0.143
7	521	Shunto NAGATA	JPN	03 Apr 96	5	10.87		0.135
8	166	Karabo MOTHIBI	BOT	15 Oct 96	2	11.00		0.121





RESULTS
100 Metres Boys - Semi-Final

ALL-TIME TOP LIST				SEASON TOP LIST			
RESULT	NAME	Venue	DATE	RESULT	NAME	Venue	DATE
10.19	Yoshihide KIRYU (JPN)	Fukuroi	3 Nov 12	10.37	Kristoffer HARI (DEN)	Schweinfurt	22 Jun 13
10.23	Tamunosiki ATORUDIBO (NGR)	Enugu	23 Mar 02	10.39	Michael O'HARA (JAM)	Kingston (NS), JAM	15 Jun 13
10.23	Rynell PARSON (USA)	Indianapolis, IN	21 Jun 07	10.41	Youxue MO (CHN)	Zhaoqing	27 Apr 13
10.24	Darrel BROWN (TRI)	Bridgetown	14 Apr 01	10.42	Myles VALENTINE (USA)	Clovis, CA	31 May 13
10.25	J-Mee SAMUELS (USA)	Knoxville, TN	11 Jul 04	10.43	Reynier MENA (CUB)	Donetsk	11 Jul 13
10.25	Jeffery DEMPS (USA)	Knoxville, TN	1 Aug 07	10.44	Paul LUCAS (USA)	Mesa, AZ	11 May 13
10.26	Deworski ODOM (USA)	Lisboa (U)	21 Jul 94	10.49	Mario BURKE (BAR)	Donetsk	11 Jul 13
10.26	Sunday EMMANUEL (NGR)	Bauchi	18 Mar 95	10.50	Xavier ATKINS (USA)	Gainesville, FL	5 Apr 13
10.27	Henry THOMAS (USA)	Norwalk, CA	19 May 84	10.50	Jonathan FARINHA (TRI)	Port-of-Spain	25 May 13
10.27	Curtis JOHNSON (USA)	Fresno, CA	30 Jun 90	10.51	Vitor Hugo DOS SANTOS (BRA)	Donetsk	11 Jul 13
10.27	Ivory WILLIAMS (USA)	Sacramento, CA	8 Jun 02				
10.27	Jazeel MURPHY (JAM)	Montego Bay	23 Apr 11				



SUMMARY



100 Metres Boys - Semi-Final

First 2 in each heat (Q) and the next 2 fastest (q) advance to the Final


	RESULT	NAME	COUNTRY	AGE	DATE	VENUE
World Youth Best Perf.	10.19	Yoshihide KIRYU	JPN	17	3 Nov 2012	Fukuroi
Championships Record	10.31	Darrel BROWN	TRI	17	13 Jul 2001	Debrecen
World Youth Leading	10.37	Kristoffer HARI	DEN	16	22 Jun 2013	Schweinfurt

11 July 2013

RANK	PLACE	HEAT	BIB	NAME	COUNTRY	DATE of BIRTH	RESULT	WIND
1	1	1	254	Reynier MENA	CUB	21 Nov 96	10.43 Q	PB 0.3 m/s
2	2	1	223	Youxue MO	CHN	10 Feb 96	10.44 Q	0.3 m/s
3	3	1	511	Michael O'HARA	JAM	29 Sep 96	10.47 q	0.3 m/s
4	1	3	149	Mario BURKE	BAR	18 Mar 97	10.49 Q	PB 0.3 m/s
5	2	3	170	Vitor Hugo DOS SANTOS	BRA	01 Feb 96	10.51 Q	PB 0.3 m/s
6	1	2	371	Ojie EDOBURUN	GBR	02 Jun 96	10.55 Q	PB -1.3 m/s
7	3	3	513	Waseem WILLIAMS	JAM	08 Jan 97	10.59 q	0.3 m/s
8	4	1	363	Reuben ARTHUR	GBR	12 Oct 96	10.66	PB 0.3 m/s
9	5	1	901	Jaalen JONES	USA	11 Jan 96	10.67	0.3 m/s
10	2	2	299	Aitor Same EKOBO	ESP	03 Jan 97	10.76 Q	-1.3 m/s
11	4	3	682	Ricardo PEREIRA	POR	04 Mar 96	10.79	PB 0.3 m/s
11	6	1	568	Jeongtae LEE	KOR	23 Jul 96	10.79	0.3 m/s
13	5	3	933	Reberto BOYDE	VIN	17 May 96	10.82	0.3 m/s
14	3	2	940	Michael SONGORE	ZIM	14 Aug 96	10.84	-1.3 m/s
15	6	3	692	Ibrahim Moussa ADAM	QAT	01 Jan 96	10.85	PB 0.3 m/s
16	7	3	521	Shunto NAGATA	JPN	03 Apr 96	10.87	0.3 m/s
17	4	2	932	Lê TRONG HINH	VIE	03 Feb 96	10.88	-1.3 m/s
18	5	2	800	Marek ŠEFRÁNEK	SVK	27 Oct 96	10.96	-1.3 m/s
19	8	3	166	Karabo MOTHIBI	BOT	15 Oct 96	11.00	0.3 m/s
20	7	1	481	Andrea FEDERICI	ITA	24 Feb 97	11.04	0.3 m/s
21	6	2	638	Ejowvokoghene Divine ODUDURU	NGR	07 Oct 96	11.05	-1.3 m/s
21	8	1	611	Daniel MARTÍNEZ	MEX	27 Aug 97	11.05	0.3 m/s
23	7	2	718	Cornelius JANSE VAN RENSBURG	RSA	15 Apr 96	11.06	-1.3 m/s
24	8	2	895	Kenzo COTTON	USA	13 May 96	12.35	-1.3 m/s

ALL-TIME TOP LIST				SEASON TOP LIST			
RESULT	NAME	Venue	DATE	RESULT	NAME	Venue	DATE
10.19	Yoshihide KIRYU (JPN)	Fukuroi	3 Nov 12	10.37	Kristoffer HARI (DEN)	Schweinfurt	22 Jun 13
10.23	Tamunosiki ATORUDIBO (NGR)	Enugu	23 Mar 02	10.39	Michael O'HARA (JAM)	Kingston (NS), JAM	15 Jun 13
10.23	Rynell PARSON (USA)	Indianapolis, IN	21 Jun 07	10.41	Youxue MO (CHN)	Zhaoqing	27 Apr 13
10.24	Darrel BROWN (TRI)	Bridgetown	14 Apr 01	10.42	Myles VALENTINE (USA)	Clovis, CA	31 May 13
10.25	J-Mee SAMUELS (USA)	Knoxville, TN	11 Jul 04	10.43	Reynier MENA (CUB)	Donetsk	11 Jul 13
10.25	Jeffery DEMPS (USA)	Knoxville, TN	1 Aug 07	10.44	Paul LUCAS (USA)	Mesa, AZ	11 May 13
10.26	Deworski ODOM (USA)	Lisboa (U)	21 Jul 94	10.49	Mario BURKE (BAR)	Donetsk	11 Jul 13
10.26	Sunday EMMANUEL (NGR)	Bauchi	18 Mar 95	10.50	Xavier ATKINS (USA)	Gainesville, FL	5 Apr 13
10.27	Henry THOMAS (USA)	Norwalk, CA	19 May 84	10.50	Jonathan FARINHA (TRI)	Port-of-Spain	25 May 13
10.27	Curtis JOHNSON (USA)	Fresno, CA	30 Jun 90	10.51	Vitor Hugo DOS SANTOS (BRA)	Donetsk	11 Jul 13
10.27	Ivory WILLIAMS (USA)	Sacramento, CA	8 Jun 02				
10.27	Jazeel MURPHY (JAM)	Montego Bay	23 Apr 11				





RESULTS



100 Metres Boys - Final

	RESULT	NAME	COUNTRY	AGE	DATE	VENUE
World Youth Best Perf.	10.19	Yoshihide KIRYU	JPN	17	3 Nov 2012	Fukuroi
Championships Record	10.31	Darrel BROWN	TRI	17	13 Jul 2001	Debrecen
World Youth Leading	10.35	Ojie EDOBURUN	GBR	17	11 Jul 2013	Donetsk

	START TIME	TEMPERATURE	HUMIDITY	WIND
Final 11 July 2013	20:55	25° C	51 %	-0.4 m/s


PLACE	BIB	NAME	COUNTRY	DATE OF BIRTH	LANE	RESULT	REACTION	Fn
1	223	Youxue MO	CHN	10 Feb 96	6	10.35	WYL 0.162	
2	371	Ojie EDOBURUN	GBR	02 Jun 96	4	10.35	PB 0.153	
3	254	Reynier MENA	CUB	21 Nov 96	5	10.37	PB 0.128	
4	511	Michael O'HARA	JAM	29 Sep 96	1	10.46	0.154	
5	149	Mario BURKE	BAR	18 Mar 97	3	10.51	0.158	
6	170	Vitor Hugo DOS SANTOS	BRA	01 Feb 96	8	10.53	0.157	
7	513	Waseem WILLIAMS	JAM	08 Jan 97	2	10.58	0.154	
8	299	Aitor Same EKOB0	ESP	03 Jan 97	7	10.65	PB 0.141	

Photo Finish reading to 1/1000th of a second:

BIB 223 - 10.346

BIB 371 - 10.348

ALL-TIME TOP LIST				SEASON TOP LIST			
RESULT	NAME	Venue	DATE	RESULT	NAME	Venue	DATE
10.19	Yoshihide KIRYU (JPN)	Fukuroi	3 Nov 12	10.35	Youxue MO (CHN)	Donetsk	11 Jul 13
10.23	Tamunosiki ATORUDIBO (NGR)	Enugu	23 Mar 02	10.35	Ojie EDOBURUN (GBR)	Donetsk	11 Jul 13
10.23	Rynell PARSON (USA)	Indianapolis, IN	21 Jun 07	10.37	Kristoffer HARI (DEN)	Schweinfurt	22 Jun 13
10.24	Darrel BROWN (TRI)	Bridgetown	14 Apr 01	10.37	Reynier MENA (CUB)	Donetsk	11 Jul 13
10.25	J-Mee SAMUELS (USA)	Knoxville, TN	11 Jul 04	10.39	Michael O'HARA (JAM)	Kingston (NS), JAM	15 Jun 13
10.25	Jeffery DEMPS (USA)	Knoxville, TN	1 Aug 07	10.42	Myles VALENTINE (USA)	Clovis, CA	31 May 13
10.26	Deworski ODOM (USA)	Lisboa (U)	21 Jul 94	10.44	Paul LUCAS (USA)	Mesa, AZ	11 May 13
10.26	Sunday EMMANUEL (NGR)	Bauchi	18 Mar 95	10.49	Mario BURKE (BAR)	Donetsk	11 Jul 13
10.27	Henry THOMAS (USA)	Norwalk, CA	19 May 84	10.50	Xavier ATKINS (USA)	Gainesville, FL	5 Apr 13
10.27	Curtis JOHNSON (USA)	Fresno, CA	30 Jun 90	10.50	Jonathan FARINHA (TRI)	Port-of-Spain	25 May 13
10.27	Ivory WILLIAMS (USA)	Sacramento, CA	8 Jun 02				
10.27	Jazeel MURPHY (JAM)	Montego Bay	23 Apr 11				



RESULTS



400 Metres Hurdles Girls - Round 1

First 4 in each heat (Q) and the next 4 fastest (q) advance to the Semi-Final

	RESULT	NAME	COUNTRY	AGE	DATE	VENUE
World Youth Best Perf.	55.20	Leslie MAXIE	USA	17	9 Jun 1984	San José, CA
Championships Record	55.96	Ebony COLLINS	USA	16	15 Jul 2005	Marrakech
World Youth Leading	58.48	Helene SWANEPOEL	RSA	17	25 May 2013	Potchefstroom

Heat 1		5	10 July 2013	START TIME	17:00	TEMPERATURE	26° C	HUMIDITY	34 %
PLACE	BIB	NAME	COUNTRY	DATE of BIRTH	LANE	RESULT	REACTION	Fn	
1	146	Tia-Adana BELLE	BAR	15 Jun 96	3	59.29 Q	SB	0.173	
2	361	Eileen DEMES	GER	13 Oct 97	8	59.67 Q		0.149	
3	609	Klerianne ETANISLAO	PUR	08 Nov 96	5	59.85 Q	PB	0.241	
4	241	Tatiana SÁNCHEZ	COL	12 Jan 96	7	1:00.79 Q	PB	0.204	
5	229	Qiao YANG	CHN	15 Jul 96	6	1:01.60 q		0.185	
6	450	Elisa ROVERE	ITA	06 Sep 96	2	1:04.07		0.183	
7	559	Glory Onome NATHANIEL	NGR	23 Jan 96	4	1:07.06		0.155	


Heat 2		5	10 July 2013	START TIME	17:06	TEMPERATURE	27° C	HUMIDITY	37 %
PLACE	BIB	NAME	COUNTRY	DATE of BIRTH	LANE	RESULT	REACTION	Fn	
1	600	Ewa OCHOCKA	POL	17 Jan 96	2	1:00.81 Q		0.198	
2	452	Rebecca SARTORI	ITA	22 May 97	5	1:01.05 Q	PB	0.289	
3	479	Andriette KNIGHT	JAM	19 Nov 96	7	1:01.25 Q		0.195	
4	404	Mónika ZSIGA	HUN	28 Jul 96	4	1:01.25 Q	PB	0.171	
5	633	D'Jané KRIEDEMANN	RSA	13 Aug 96	3	1:01.26 q		0.201	
6	755	Yevheniya SENDETSKA	UKR	13 Jul 96	8	1:04.28		0.250	
7	142	Talia THOMPSON	BAH	03 Feb 96	6	1:04.43		0.170	

Heat 3		5	10 July 2013	START TIME	17:12	TEMPERATURE	27° C	HUMIDITY	37 %
PLACE	BIB	NAME	COUNTRY	DATE of BIRTH	LANE	RESULT	REACTION	Fn	
1	636	Helene SWANEPOEL	RSA	05 Aug 96	5	1:00.34 Q		0.172	
2	192	Stephanie CHO	CAN	24 Jan 97	6	1:01.10 Q		0.226	
3	486	Kaho HORIIKE	JPN	16 Jul 96	2	1:01.11 Q		0.511	
4	746	Kateryna KHASANOVA	UKR	15 May 96	8	1:01.63 Q	PB	0.159	
5	281	Virginia VILLALBA	ECU	10 Jul 96	3	1:01.74 q		0.178	
6	611	Lorena ALMASAN	ROU	13 Sep 97	7	1:03.02		0.171	
7	727	Busra YILDIRIM	TUR	10 May 96	4	1:03.82		0.211	

Heat 4		5	10 July 2013	START TIME	17:18	TEMPERATURE	27° C	HUMIDITY	37 %
PLACE	BIB	NAME	COUNTRY	DATE of BIRTH	LANE	RESULT	REACTION	Fn	
1	773	Samantha GONZALEZ	USA	14 Nov 96	8	59.66 Q	PB	0.200	
2	369	Lisa-Marie JACOBY	GER	25 May 96	5	1:00.56 Q		0.229	
3	676	Julija PRAPROTNIK	SLO	02 May 96	2	1:01.72 Q		0.264	
4	619	Andreea TIMOFEI	ROU	11 Jan 96	3	1:02.98 Q		0.201	
5	695	Martina SAMEKOVÁ	SVK	15 Mar 97	4	1:03.04		0.202	
6	141	Mesha NEWBOLD	BAH	06 Jun 96	6	1:05.72		0.222	
	553	Daisy Faith AKPOFA	NGR	26 Sep 96	7	DQ 163.3		0.199	

Note:
IAAF Rule 163.3 - Outside Lane





RESULTS
400 Metres Hurdles Girls - Round 1

Heat 5		5	10 July 2013	START TIME	17:24	TEMPERATURE	27° C	HUMIDITY	37 %
PLACE	BIB	NAME	COUNTRY	DATE OF BIRTH	LANE	RESULT	REACTION	Fn	
1	264	Jana REISSOVÁ	CZE	01 Jan 96	8	59.11 Q	PB 0.220		
2	147	Nenah DE CONINCK	BEL	02 Sep 96	6	1:01.08 Q	0.233		
3	789	Bryannill CARDONA	VEN	08 Jul 96	2	1:01.84 Q	SB 0.234		
4	674	Eva PIVK	SLO	29 Dec 97	4	1:02.59 Q	0.236		
5	278	María Dolores COBO	ECU	01 Oct 96	5	1:02.95 q	0.238		
6	659	Anastasiia VOLKOVA	RUS	09 Jun 97	7	1:02.99	0.201		
7	185	Alexandra AITKEN	CAN	24 Sep 97	3	1:03.27	0.203		

ALL-TIME TOP LIST				SEASON TOP LIST			
RESULT	NAME	Venue	DATE	RESULT	NAME	Venue	DATE
55.20	Leslie MAXIE (USA)	San José, CA	9 Jun 84	58.48	Helene SWANEPOEL (RSA)	Potchefstroom	25 May 13
55.30	Rui LI (CHN)	Nanjing	26 Oct 95	58.89	Alexandra AITKEN (CAN)	Oshawa	8 Jun 13
55.43	Shuju LI (CHN)	Shanghai	21 Oct 97	58.92	Daeshon GORDON (JAM)	Kingston (NS), JAM	15 Jun 13
55.96	Ebony COLLINS (USA)	Marrakech	15 Jul 05	59.00	Lisa-Marie JACOBY (GER)	Schweinfurt	22 Jun 13
56.01	Radoshtina DIMITROVA (BUL)	Schwechat	28 Aug 83	59.11	Jana REISSOVÁ (CZE)	Donetsk	10 Jul 13
56.22	Claudia BARTL (GDR)	Cottbus	25 Aug 85	59.24	Nguyen THI OANH (VIE)	Hanoi	27 Jun 13
56.23	Jana PITTMAN (AUS)	Sydney	18 Dec 99	59.29	Tia-Adana BELLE (BAR)	Donetsk	10 Jul 13
56.43	Ionela TÂRLEA (ROU)	San Sebastián	1 Aug 93	59.42	D'Jané KRIEDEMANN (RSA)	Johannesburg	13 Feb 13
56.50	Kate Chiwedu OBILOR (NGR)	Lagos	21 Jul 01	59.55	Eileen DEMES (GER)	Schweinfurt	22 Jun 13
56.54	Xing WANG (CHN)	Changsha	26 Oct 03	59.66	Samantha GONZALEZ (USA)	Donetsk	10 Jul 13



SUMMARY




400 Metres Hurdles Girls - Round 1

First 4 in each heat (Q) and the next 4 fastest (q) advance to the Semi-Final

	RESULT	NAME	COUNTRY	AGE	DATE	VENUE
World Youth Best Perf.	55.20	Leslie MAXIE	USA	17	9 Jun 1984	San José, CA
Championships Record	55.96	Ebony COLLINS	USA	16	15 Jul 2005	Marrakech
World Youth Leading	58.48	Helene SWANEPOEL	RSA	17	25 May 2013	Potchefstroom

10 July 2013

RANK	PLACE	HEAT	BIB	NAME	COUNTRY	DATE of BIRTH	RESULT	
1	1	5	264	Jana REISSOVÁ	CZE	01 Jan 96	59.11 Q	PB
2	1	1	146	Tia-Adana BELLE	BAR	15 Jun 96	59.29 Q	SB
3	1	4	773	Samantha GONZALEZ	USA	14 Nov 96	59.66 Q	PB
4	2	1	361	Eileen DEMES	GER	13 Oct 97	59.67 Q	
5	3	1	609	Klerianne ETANISLAO	PUR	08 Nov 96	59.85 Q	PB
6	1	3	636	Helene SWANEPOEL	RSA	05 Aug 96	1:00.34 Q	
7	2	4	369	Lisa-Marie JACOBY	GER	25 May 96	1:00.56 Q	
8	4	1	241	Tatiana SÁNCHEZ	COL	12 Jan 96	1:00.79 Q	PB
9	1	2	600	Ewa OCHOCKA	POL	17 Jan 96	1:00.81 Q	
10	2	2	452	Rebecca SARTORI	ITA	22 May 97	1:01.05 Q	PB
11	2	5	147	Nenah DE CONINCK	BEL	02 Sep 96	1:01.08 Q	
12	2	3	192	Stephanie CHO	CAN	24 Jan 97	1:01.10 Q	
13	3	3	486	Kaho HORIIKE	JPN	16 Jul 96	1:01.11 Q	
14	3	2	479	Andrenette KNIGHT	JAM	19 Nov 96	1:01.25 Q	
14	4	2	404	Mónika ZSIGA	HUN	28 Jul 96	1:01.25 Q	PB
16	5	2	633	D'Jané KRIEDEMANN	RSA	13 Aug 96	1:01.26 q	
17	5	1	229	Qiao YANG	CHN	15 Jul 96	1:01.60 q	
18	4	3	746	Kateryna KHASANOVA	UKR	15 May 96	1:01.63 Q	PB
19	3	4	676	Julija PRAPROTNIK	SLO	02 May 96	1:01.72 Q	
20	5	3	281	Virginia VILLALBA	ECU	10 Jul 96	1:01.74 q	
21	3	5	789	Bryannill CARDONA	VEN	08 Jul 96	1:01.84 Q	SB
22	4	5	674	Eva PIVK	SLO	29 Dec 97	1:02.59 Q	
23	5	5	278	María Dolores COBO	ECU	01 Oct 96	1:02.95 q	
24	4	4	619	Andreea TIMOFEI	ROU	11 Jan 96	1:02.98 Q	
25	6	5	659	Anastasiia VOLKOVA	RUS	09 Jun 97	1:02.99	
26	6	3	611	Lorena ALMASAN	ROU	13 Sep 97	1:03.02	
27	5	4	695	Martina SAMEKOVÁ	SVK	15 Mar 97	1:03.04	
28	7	5	185	Alexandra AITKEN	CAN	24 Sep 97	1:03.27	
29	7	3	727	Busra YILDIRIM	TUR	10 May 96	1:03.82	
30	6	1	450	Elisa ROVERE	ITA	06 Sep 96	1:04.07	
31	6	2	755	Yevheniya SENDETSKA	UKR	13 Jul 96	1:04.28	
32	7	2	142	Talia THOMPSON	BAH	03 Feb 96	1:04.43	
33	6	4	141	Mesha NEWBOLD	BAH	06 Jun 96	1:05.72	
34	7	1	559	Glory Onome NATHANIEL	NGR	23 Jan 96	1:07.06	
		4	553	Daisy Faith AKPOFA	NGR	26 Sep 96	DQ	




SUMMARY
400 Metres Hurdles Girls - Round 1

10 July 2013

RANK	PLACE	HEAT	BIB	NAME	COUNTRY	DATE of BIRTH	RESULT
------	-------	------	-----	------	---------	---------------	--------

ALL-TIME TOP LIST				SEASON TOP LIST			
RESULT	NAME	Venue	DATE	RESULT	NAME	Venue	DATE
55.20	Leslie MAXIE (USA)	San José, CA	9 Jun 84	58.48	Helene SWANEPOEL (RSA)	Potchefstroom	25 May 13
55.30	Rui LI (CHN)	Nanjing	26 Oct 95	58.89	Alexandra AITKEN (CAN)	Oshawa	8 Jun 13
55.43	Shuju LI (CHN)	Shanghai	21 Oct 97	58.92	Daeshon GORDON (JAM)	Kingston (NS), JAM	15 Jun 13
55.96	Ebony COLLINS (USA)	Marrakech	15 Jul 05	59.00	Lisa-Marie JACOBY (GER)	Schweinfurt	22 Jun 13
56.01	Radoshtina DIMITROVA (BUL)	Schwechat	28 Aug 83	59.11	Jana REISSOVÁ (CZE)	Donetsk	10 Jul 13
56.22	Claudia BARTL (GDR)	Cottbus	25 Aug 85	59.24	Nguyen THI OANH (VIE)	Hanoi	27 Jun 13
56.23	Jana PITTMAN (AUS)	Sydney	18 Dec 99	59.29	Tia-Adana BELLE (BAR)	Donetsk	10 Jul 13
56.43	Ionela TÂRLEA (ROU)	San Sebastián	1 Aug 93	59.42	D'Jané KRIEDEMANN (RSA)	Johannesburg	13 Feb 13
56.50	Kate Chiwedu OBILOR (NGR)	Lagos	21 Jul 01	59.55	Eileen DEMES (GER)	Schweinfurt	22 Jun 13
56.54	Xing WANG (CHN)	Changsha	26 Oct 03	59.66	Samantha GONZALEZ (USA)	Donetsk	10 Jul 13





RESULTS



400 Metres Hurdles Girls - Semi-Final

First 2 in each heat (Q) and the next 2 fastest (q) advance to the Final

	RESULT	NAME	COUNTRY	AGE	DATE	VENUE
World Youth Best Perf.	55.20	Leslie MAXIE	USA	17	9 Jun 1984	San José, CA
Championships Record	55.96	Ebony COLLINS	USA	16	15 Jul 2005	Marrakech
World Youth Leading	58.48	Helene SWANEPOEL	RSA	17	25 May 2013	Potchefstroom

Heat 1		3 11 July 2013		START TIME	12:55	TEMPERATURE	26° C	HUMIDITY	42 %
PLACE	BIB	NAME	COUNTRY	DATE OF BIRTH	LANE	RESULT	REACTION	Fn	
1	636	Helene SWANEPOEL	RSA	05 Aug 96	4	59.02 Q		0.179	
2	147	Nenah DE CONINCK	BEL	02 Sep 96	6	59.73 Q	PB	0.189	
3	773	Samantha GONZALEZ	USA	14 Nov 96	5	59.74 q		0.201	
4	241	Tatiana SÁNCHEZ	COL	12 Jan 96	7	59.75 q	PB	0.239	
5	192	Stephanie CHO	CAN	24 Jan 97	3	1:00.05	PB	0.193	
6	229	Qiao YANG	CHN	15 Jul 96	1	1:00.18	PB	0.206	
7	281	Virginia VILLALBA	ECU	10 Jul 96	2	1:01.06	SB	0.198	
8	789	Bryannill CARDONA	VEN	08 Jul 96	8	1:04.57		0.231	

Heat 2		3 11 July 2013		START TIME	13:02	TEMPERATURE	26° C	HUMIDITY	42 %
PLACE	BIB	NAME	COUNTRY	DATE OF BIRTH	LANE	RESULT	REACTION	Fn	
1	361	Eileen DEMES	GER	13 Oct 97	6	59.87 Q		0.142	
2	479	Andrenette KNIGHT	JAM	19 Nov 96	8	1:00.16 Q		0.260	
3	486	Kaho HORIIKE	JPN	16 Jul 96	5	1:00.39		0.215	
4	746	Kateryna KHASANOVA	UKR	15 May 96	7	1:01.70		0.152	
5	674	Eva PIVK	SLO	29 Dec 97	2	1:02.42	PB	0.224	
6	452	Rebecca SARTORI	ITA	22 May 97	3	1:03.25		0.215	
7	278	María Dolores COBO	ECU	01 Oct 96	1	1:05.15		0.198	
8	264	Jana REISSOVÁ	CZE	01 Jan 96	4	1:06.57		0.196	

Heat 3		3 11 July 2013		START TIME	13:09	TEMPERATURE	26° C	HUMIDITY	42 %
PLACE	BIB	NAME	COUNTRY	DATE OF BIRTH	LANE	RESULT	REACTION	Fn	
1	146	Tia-Adana BELLE	BAR	15 Jun 96	6	58.81 Q	PB	0.169	
2	369	Lisa-Marie JACOBY	GER	25 May 96	4	59.12 Q		0.209	
3	600	Ewa OCHOCKA	POL	17 Jan 96	3	59.88	PB	0.161	
4	609	Klerianne ETANISLAO	PUR	08 Nov 96	5	1:01.26		0.186	
5	633	D'Jané KRIEDEMANN	RSA	13 Aug 96	2	1:01.47		0.192	
6	404	Mónika ZSIGA	HUN	28 Jul 96	7	1:01.80		0.224	
7	619	Andreea TIMOFEI	ROU	11 Jan 96	1	1:02.74		0.225	
8	676	Julija PRAPROTIK	SLO	02 May 96	8	1:07.59		0.281	

ALL-TIME TOP LIST					SEASON TOP LIST				
RESULT	NAME	Venue	DATE		RESULT	NAME	Venue	DATE	
55.20	Leslie MAXIE (USA)	San José, CA	9 Jun 84		58.48	Helene SWANEPOEL (RSA)	Potchefstroom	25 May 13	
55.30	Rui LI (CHN)	Nanjing	26 Oct 95		58.81	Tia-Adana BELLE (BAR)	Donetsk	11 Jul 13	
55.43	Shuju LI (CHN)	Shanghai	21 Oct 97		58.89	Alexandra AITKEN (CAN)	Oshawa	8 Jun 13	
55.96	Ebony COLLINS (USA)	Marrakech	15 Jul 05		58.92	Daeshon GORDON (JAM)	Kingston (NS), JAM	15 Jun 13	
56.01	Radoshtina DIMITROVA (BUL)	Schwechat	28 Aug 83		59.00	Lisa-Marie JACOBY (GER)	Schweinfurt	22 Jun 13	
56.22	Claudia BARTL (GDR)	Cottbus	25 Aug 85		59.11	Jana REISSOVÁ (CZE)	Donetsk	10 Jul 13	
56.23	Jana PITTMAN (AUS)	Sydney	18 Dec 99		59.24	Nguyen THI OANH (VIE)	Hanoi	27 Jun 13	
56.43	Ionela TÁRLEA (ROU)	San Sebastián	1 Aug 93		59.42	D'Jané KRIEDEMANN (RSA)	Johannesburg	13 Feb 13	
56.50	Kate Chiwedu OBILOR (NGR)	Laqos	21 Jul 01		59.55	Eileen DEMES (GER)	Schweinfurt	22 Jun 13	
56.54	Xing WANG (CHN)	Changsha	26 Oct 03		59.66	Samantha GONZALEZ (USA)	Donetsk	10 Jul 13	



SUMMARY



400 Metres Hurdles Girls - Semi-Final

First 2 in each heat (Q) and the next 2 fastest (q) advance to the Final


	RESULT	NAME	COUNTRY	AGE	DATE	VENUE
World Youth Best Perf.	55.20	Leslie MAXIE	USA	17	9 Jun 1984	San José, CA
Championships Record	55.96	Ebony COLLINS	USA	16	15 Jul 2005	Marrakech
World Youth Leading	58.48	Helene SWANEPOEL	RSA	17	25 May 2013	Potchefstroom

11 July 2013

RANK	PLACE	HEAT	BIB	NAME	COUNTRY	DATE of BIRTH	RESULT
1	1	3	146	Tia-Adana BELLE	BAR	15 Jun 96	58.81 Q PB
2	1	1	636	Helene SWANEPOEL	RSA	05 Aug 96	59.02 Q
3	2	3	369	Lisa-Marie JACOBY	GER	25 May 96	59.12 Q
4	2	1	147	Nenah DE CONINCK	BEL	02 Sep 96	59.73 Q PB
5	3	1	773	Samantha GONZALEZ	USA	14 Nov 96	59.74 q
6	4	1	241	Tatiana SÁNCHEZ	COL	12 Jan 96	59.75 q PB
7	1	2	361	Eileen DEMES	GER	13 Oct 97	59.87 Q
8	3	3	600	Ewa OCHOCKA	POL	17 Jan 96	59.88 PB
9	5	1	192	Stephanie CHO	CAN	24 Jan 97	1:00.05 PB
10	2	2	479	Andrenette KNIGHT	JAM	19 Nov 96	1:00.16 Q
11	6	1	229	Qiao YANG	CHN	15 Jul 96	1:00.18 PB
12	3	2	486	Kaho HORIIKE	JPN	16 Jul 96	1:00.39
13	7	1	281	Virginia VILLALBA	ECU	10 Jul 96	1:01.06 SB
14	4	3	609	Klerianne ETANISLAO	PUR	08 Nov 96	1:01.26
15	5	3	633	D'Jané KRIEDEMANN	RSA	13 Aug 96	1:01.47
16	4	2	746	Kateryna KHASANOVA	UKR	15 May 96	1:01.70
17	6	3	404	Mónika ZSIGA	HUN	28 Jul 96	1:01.80
18	5	2	674	Eva PIVK	SLO	29 Dec 97	1:02.42 PB
19	7	3	619	Andreea TIMOFEI	ROU	11 Jan 96	1:02.74
20	6	2	452	Rebecca SARTORI	ITA	22 May 97	1:03.25
21	8	1	789	Bryannill CARDONA	VEN	08 Jul 96	1:04.57
22	7	2	278	María Dolores COBO	ECU	01 Oct 96	1:05.15
23	8	2	264	Jana REISSOVÁ	CZE	01 Jan 96	1:06.57
24	8	3	676	Julija PRAPROTNİK	SLO	02 May 96	1:07.59

ALL-TIME TOP LIST				SEASON TOP LIST			
RESULT	NAME	Venue	DATE	RESULT	NAME	Venue	DATE
55.20	Leslie MAXIE (USA)	San José, CA	9 Jun 84	58.48	Helene SWANEPOEL (RSA)	Potchefstroom	25 May 13
55.30	Rui LI (CHN)	Nanjing	26 Oct 95	58.81	Tia-Adana BELLE (BAR)	Donetsk	11 Jul 13
55.43	Shuju LI (CHN)	Shanghai	21 Oct 97	58.89	Alexandra AITKEN (CAN)	Oshawa	8 Jun 13
55.96	Ebony COLLINS (USA)	Marrakech	15 Jul 05	58.92	Daeshon GORDON (JAM)	Kingston (NS), JAM	15 Jun 13
56.01	Radoshtina DIMITROVA (BUL)	Schwechat	28 Aug 83	59.00	Lisa-Marie JACOBY (GER)	Schweinfurt	22 Jun 13
56.22	Claudia BARTL (GDR)	Cottbus	25 Aug 85	59.11	Jana REISSOVÁ (CZE)	Donetsk	10 Jul 13
56.23	Jana PITTMAN (AUS)	Sydney	18 Dec 99	59.24	Nguyen THI OANH (VIE)	Hanoi	27 Jun 13
56.43	Ionela TÂRLEA (ROU)	San Sebastián	1 Aug 93	59.42	D'Jané KRIEDEMANN (RSA)	Johannesburg	13 Feb 13
56.50	Kate Chiwedu OBILOR (NGR)	Laqos	21 Jul 01	59.55	Eileen DEMES (GER)	Schweinfurt	22 Jun 13
56.54	Xing WANG (CHN)	Chanqsha	26 Oct 03	59.66	Samantha GONZALEZ (USA)	Donetsk	10 Jul 13





RESULTS




400 Metres Hurdles Girls - Final

	RESULT	NAME	COUNTRY	AGE	DATE	VENUE
World Youth Best Perf.	55.20	Leslie MAXIE	USA	17	9 Jun 1984	San José, CA
Championships Record	55.96	Ebony COLLINS	USA	16	15 Jul 2005	Marrakech
World Youth Leading	58.08	Helene SWANEPOEL	RSA	17	13 Jul 2013	Donetsk

	START TIME	TEMPERATURE	HUMIDITY
Final 13 July 2013	18:50	25° C	47 %

PLACE	BIB	NAME	COUNTRY	DATE of BIRTH	LANE	RESULT	REACTION	Fn
1	636	Helene SWANEPOEL	RSA	05 Aug 96	4	58.08	WYL	0.178
2	146	Tia-Adana BELLE	BAR	15 Jun 96	6	58.42	PB	0.171
3	369	Lisa-Marie JACOBY	GER	25 May 96	3	58.75	PB	0.196
4	361	Eileen DEMES	GER	13 Oct 97	5	58.92	PB	0.156
5	773	Samantha GONZALEZ	USA	14 Nov 96	1	59.74		0.213
6	241	Tatiana SÁNCHEZ	COL	12 Jan 96	2	1:00.13		0.222
7	147	Nenah DE CONINCK	BEL	02 Sep 96	7	1:00.61		0.172
8	479	Andrenette KNIGHT	JAM	19 Nov 96	8	1:02.22		0.217

ALL-TIME TOP LIST				SEASON TOP LIST			
RESULT	NAME	Venue	DATE	RESULT	NAME	Venue	DATE
55.20	Leslie MAXIE (USA)	San José, CA	9 Jun 84	58.08	Helene SWANEPOEL (RSA)	Donetsk	13 Jul 13
55.30	Rui LI (CHN)	Naniina	26 Oct 95	58.42	Tia-Adana BELLE (BAR)	Donetsk	13 Jul 13
55.43	Shuju LI (CHN)	Shanghai	21 Oct 97	58.75	Lisa-Marie JACOBY (GER)	Donetsk	13 Jul 13
55.96	Ebony COLLINS (USA)	Marrakech	15 Jul 05	58.89	Alexandra AITKEN (CAN)	Oshawa	8 Jun 13
56.01	Radoshtina DIMITROVA (BUL)	Schwechat	28 Aug 83	58.92	Daeshon GORDON (JAM)	Kingston (NS), JAM	15 Jun 13
56.22	Claudia BARTL (GDR)	Cottbus	25 Aug 85	58.92	Eileen DEMES (GER)	Donetsk	13 Jul 13
56.23	Jana PITTMAN (AUS)	Sydney	18 Dec 99	59.11	Jana REISSOVÁ (CZE)	Donetsk	10 Jul 13
56.43	Ionela TÂRLEA (ROU)	San Sebastián	1 Aug 93	59.24	Nguyen THI OANH (VIE)	Hanoi	27 Jun 13
56.50	Kate Chiwedu OBILOR (NGR)	Laqos	21 Jul 01	59.42	D'Jané KRIEDEMANN (RSA)	Johannesburg	13 Feb 13
56.54	Xinq WANG (CHN)	Changsha	26 Oct 03	59.66	Samantha GONZALEZ (USA)	Donetsk	10 Jul 13



RESULTS



400m hurdles (83.8cm) Boys - Round 1

First 3 in each heat (Q) and the next 3 fastest (q) advance to the Semi-Final

	RESULT	NAME	COUNTRY	AGE	DATE	VENUE
World Youth Best Perf.	48.89	L.J. VAN ZYL	RSA	17	19 Jul 2002	Kingston, JAM
Championships Record	49.01	William WYNNE	USA	17	15 Jul 2007	Ostrava
World Youth Leading	50.75	Marlon HUMPHREY	USA	17	26 Jun 2013	Edwardsville, IL

Heat 1		7	10 July 2013	START TIME	17:35	TEMPERATURE	27° C	HUMIDITY	37 %
PLACE	BIB	NAME	COUNTRY	DATE OF BIRTH	LANE	RESULT	REACTION	Fn	
1	899	Marlon HUMPHREY	USA	08 Jul 96	2	52.00 Q	0.162		
2	139	Xavier COAKLEY	BAH	01 Oct 96	3	54.11 Q	0.143		
3	186	Daniel BRADY	CAN	15 Jun 96	4	54.65 Q	0.168		
4	701	Adrian CHIRITA	ROU	18 Nov 96	5	54.96	0.202		
5	443	Sumit Kumar JAISAWAL	IND	05 Oct 96	6	55.00	0.213	SB	
6	918	Farkhod PATTAEV	UZB	05 Sep 96	7	56.97	0.225		
	784	Enej VRHUNEC	SLO	01 Oct 96	8	DQ 168.7a	0.149		

Note:


IAAF Rule 168.7a - Foot or Leg beside the hurdle below the horizontal plane

Heat 2		7	10 July 2013	START TIME	17:41	TEMPERATURE	27° C	HUMIDITY	37 %
PLACE	BIB	NAME	COUNTRY	DATE OF BIRTH	LANE	RESULT	REACTION	Fn	
1	515	Marvin WILLIAMS	JAM	13 Jun 96	2	51.33 Q	0.164	PB	
2	517	Takumu FURUYA	JPN	12 Mar 97	3	52.59 Q	0.150	PB	
3	316	Ryan WALLIS	ESP	01 Jan 96	5	52.70 Q	0.180		
4	873	Mykola LOBATENKO	UKR	24 Feb 96	7	54.03	0.223	PB	
5	720	Larry LOMBARD	RSA	16 Apr 96	8	54.05	0.185		
6	602	Mohamad Ammar ZANUAR	MAS	96	6	55.62	0.200		
7	234	Juan ARÉVALO	COL	21 Mar 97	1	56.07	0.189		
8	573	Saad Abdullah AL BISHI	KSA	07 Feb 96	4	56.95	0.210	PB	

Heat 3		7	10 July 2013	START TIME	17:47	TEMPERATURE	27° C	HUMIDITY	37 %
PLACE	BIB	NAME	COUNTRY	DATE OF BIRTH	LANE	RESULT	REACTION	Fn	
1	516	Okeen WILLIAMS	JAM	01 Jan 96	5	52.11 Q	0.203	SB	
2	837	Mohamed Fares JLASSI	TUN	09 Jan 97	8	53.38 Q	0.180		
3	533	Naoya OKUBO	JPN	28 Feb 96	2	53.50 Q	0.149	PB	
4	348	Florian GOUACIDE	FRA	20 Jan 97	6	55.06	0.158		
5	144	D'Mitry CHARLTON	BAH	24 Sep 96	4	56.09	0.155		
6	288	Rene Rafael PERLA	ESA	16 Feb 96	3	58.80	0.191		
7	766	Jun Jie Calvin QUEK	SIN	26 Feb 96	7	1:02.84	0.171		

Heat 4		7	10 July 2013	START TIME	17:54	TEMPERATURE	27° C	HUMIDITY	39 %
PLACE	BIB	NAME	COUNTRY	DATE OF BIRTH	LANE	RESULT	REACTION	Fn	
1	227	Yang WANG	CHN	20 Sep 96	4	51.99 Q	0.233	PB	
2	465	Matteo BERIA	ITA	20 Jun 96	8	53.00 Q	0.215	PB	
3	450	Mahmoud Reza MOSHTAGH	IRI	01 May 96	6	54.13 Q	0.294	PB	
4	180	Ali Mohamed BUHMEED	BRN	25 Nov 96	5	54.80	0.173	PB	
5	431	László SZEITZ	HUN	20 Aug 96	3	54.95	0.225		
6	350	Florentin LESAGE	FRA	18 Jun 96	7	55.48	0.199		
7	624	Dylan PERMAL	MRI	22 Feb 97	2	56.23	0.264		





RESULTS
400m hurdles (83.8cm) Boys - Round 1

Heat 5		7	10 July 2013	START TIME	17:59	TEMPERATURE	27° C	HUMIDITY	39 %
PLACE	BIB	NAME	COUNTRY	DATE OF BIRTH	LANE	RESULT	REACTION	Fn	
1	684	Derick DIAZ	PUR	24 Jul 96	2	52.12 Q	PB	0.233	
2	117	Rai BENJAMIN	ANT	27 Jul 97	7	52.49 Q	PB	0.240	
3	467	Giuseppe BIONDO	ITA	02 Mar 96	8	53.26 Q		0.245	
4	745	Vladislav OMELCHENKO	RUS	04 May 96	5	53.50 q		0.172	
5	627	Divan ROSSOUW	NAM	12 Mar 96	6	53.51 q	PB	0.182	
6	113	Sofiane TITOUAH	ALG	28 Jul 96	4	54.03	PB	0.197	
7	861	Petro CHERNYSHENKO	UKR	28 Jun 96	3	54.30	PB	0.154	

Heat 6		7	10 July 2013	START TIME	18:05	TEMPERATURE	27° C	HUMIDITY	39 %
PLACE	BIB	NAME	COUNTRY	DATE OF BIRTH	LANE	RESULT	REACTION	Fn	
1	911	Kenneth SELMON	USA	27 Aug 96	6	52.03 Q		0.247	
2	596	Avotriniaina RAKOTOARIMIANDRY	MAD	11 Sep 96	8	53.36 Q		0.203	
3	836	Raouf JEDID	TUN	11 Jan 96	2	53.50 Q	PB	0.272	
4	446	Parmvir SINGH	IND	10 Jul 96	3	53.66	SB	0.221	
5	607	Salvador GARCÍA	MEX	08 Mar 96	4	54.61		0.168	
6	195	Davis EDWARD	CAN	27 Mar 97	7	54.87		0.176	
7	937	Daniel CHIDAVAENZI	ZIM	01 Oct 96	5	55.58		0.259	

Heat 7		7	10 July 2013	START TIME	18:11	TEMPERATURE	27° C	HUMIDITY	39 %
PLACE	BIB	NAME	COUNTRY	DATE OF BIRTH	LANE	RESULT	REACTION	Fn	
1	297	Javier DELGADO	ESP	09 Jun 96	5	52.20 Q	PB	0.193	
2	554	Geofrey Kipkoech CHERUIYOT	KEN	04 Jun 96	2	52.44 Q	PB	0.720	
3	694	Khalid Mohammed AL-SHAHRANI	QAT	06 Feb 96	3	52.92 Q	PB	0.173	
4	716	Hanno COETZER	RSA	29 Mar 96	6	53.41 q		0.230	
5	926	Xavier MARTÍ	VEN	14 Jun 96	4	54.89	PB	0.202	
6	763	Raymond Scott LEE CHIAN HOONG	SIN	23 Jan 96	7	56.13		0.147	
7	540	Azamat DOSMURATOV	KAZ	05 Jun 96	1	56.28		0.217	
8	574	Salman Abdulrahman AL HARBI	KSA	30 Mar 96	8	1:00.12	PB	0.162	

ALL-TIME TOP LIST				SEASON TOP LIST			
RESULT	NAME	Venue	DATE	RESULT	NAME	Venue	DATE
49.01	William WYNNE (USA)	Ostrava	15 Jul 07	50.75	Marlon HUMPHREY (USA)	Edwardsville, IL	26 Jun 13
49.86	Marnus KRITZINGER (RSA)	Bydgoszcz	18 Jul 99	50.90	Kenneth SELMON (USA)	Edwardsville, IL	26 Jun 13
49.91	Jason RICHARDSON (USA)	Sherbrooke	12 Jul 03	51.33	Marvin WILLIAMS (JAM)	Donetsk	10 Jul 13
49.95	Sergio HIERREZUELO (CUB)	Bydgoszcz	18 Jul 99	51.69	Taylor MCLAUGHLIN (USA)	Edwardsville, IL	26 Jun 13
50.14	Norge SOTOMAYOR (CUB)	La Habana (EP)	23 Jun 10	51.99	Yang WANG (CHN)	Donetsk	10 Jul 13
50.25	Minás ALOZÍDIS (SYR)	Debrecen	14 Jul 01	52.11	Okeen WILLIAMS (JAM)	Donetsk	10 Jul 13
50.33	Reginald WYATT (USA)	Ostrava	15 Jul 07	52.12	Derick DIAZ (PUR)	Donetsk	10 Jul 13
50.37	Amaury R. VALLE (CUB)	Ostrava	15 Jul 07	52.20	Javier DELGADO (ESP)	Donetsk	10 Jul 13
50.74	PC BENEKE (RSA)	Pretoria	14 Apr 07	52.30	Giuseppe BIONDO (ITA)	Roma (Farnesina)	9 Jun 13
50.75	Cornel FREDERICKS (RSA)	Pretoria	14 Apr 07	52.34	Florian GOUACIDE (FRA)	Gagny	29 Jun 13
50.75	Marlon HUMPHREY (USA)	Edwardsville, IL	26 Jun 13				



SUMMARY



400m hurdles (83.8cm) Boys - Round 1

First 3 in each heat (Q) and the next 3 fastest (q) advance to the Semi-Final

	RESULT	NAME	COUNTRY	AGE	DATE	VENUE
World Youth Best Perf.	48.89	L.J. VAN ZYL	RSA	17	19 Jul 2002	Kingston, JAM
Championships Record	49.01	William WYNNE	USA	17	15 Jul 2007	Ostrava
World Youth Leading	50.75	Marlon HUMPHREY	USA	17	26 Jun 2013	Edwardsville, IL

10 July 2013

RANK	PLACE	HEAT	BIB	NAME	COUNTRY	DATE of BIRTH	RESULT	
1	1	2	515	Marvin WILLIAMS	JAM	13 Jun 96	51.33 Q	PB
2	1	4	227	Yang WANG	CHN	20 Sep 96	51.99 Q	PB
3	1	1	899	Marlon HUMPHREY	USA	08 Jul 96	52.00 Q	
4	1	6	911	Kenneth SELMON	USA	27 Aug 96	52.03 Q	
5	1	3	516	Okeen WILLIAMS	JAM	01 Jan 96	52.11 Q	SB
6	1	5	684	Derick DIAZ	PUR	24 Jul 96	52.12 Q	PB
7	1	7	297	Javier DELGADO	ESP	09 Jun 96	52.20 Q	PB
8	2	7	554	Geofrey Kipkoech CHERUIYOT	KEN	04 Jun 96	52.44 Q	PB
9	2	5	117	Rai BENJAMIN	ANT	27 Jul 97	52.49 Q	PB
10	2	2	517	Takumu FURUYA	JPN	12 Mar 97	52.59 Q	PB
11	3	2	316	Ryan WALLIS	ESP	01 Jan 96	52.70 Q	
12	3	7	694	Khalid Mohammed AL-SHAHRANI	QAT	06 Feb 96	52.92 Q	PB
13	2	4	465	Matteo BERIA	ITA	20 Jun 96	53.00 Q	PB
14	3	5	467	Giuseppe BIONDO	ITA	02 Mar 96	53.26 Q	
15	2	6	596	Avotriniaina RAKOTOARIMIANDRY	MAD	11 Sep 96	53.36 Q	
16	2	3	837	Mohamed Fares JLASSI	TUN	09 Jan 97	53.38 Q	
17	4	7	716	Hanno COETZER	RSA	29 Mar 96	53.41 q	
18	3	3	533	Naoya OKUBO	JPN	28 Feb 96	53.50 Q	PB
18	3	6	836	Raouf JEDID	TUN	11 Jan 96	53.50 Q	PB
18	4	5	745	Vladislav OMELCHENKO	RUS	04 May 96	53.50 q	
21	5	5	627	Divan ROSSOUW	NAM	12 Mar 96	53.51 q	PB
22	4	6	446	Parmvir SINGH	IND	10 Jul 96	53.66	SB
23	4	2	873	Mykola LOBATENKO	UKR	24 Feb 96	54.03	PB
23	6	5	113	Sofiane TITOUAH	ALG	28 Jul 96	54.03	PB
25	5	2	720	Larry LOMBARD	RSA	16 Apr 96	54.05	
26	2	1	139	Xavier COAKLEY	BAH	01 Oct 96	54.11 Q	
27	3	4	450	Mahmoud Reza MOSHTAGH	IRI	01 May 96	54.13 Q	PB
28	7	5	861	Petro CHERNYSHENKO	UKR	28 Jun 96	54.30	PB
29	5	6	607	Salvador GARCÍA	MEX	08 Mar 96	54.61	
30	3	1	186	Daniel BRADY	CAN	15 Jun 96	54.65 Q	
31	4	4	180	Ali Mohamed BUHMEED	BRN	25 Nov 96	54.80	PB
32	6	6	195	Davis EDWARD	CAN	27 Mar 97	54.87	
33	5	7	926	Xavier MARTÍ	VEN	14 Jun 96	54.89	PB
34	5	4	431	László SZEITZ	HUN	20 Aug 96	54.95	
35	4	1	701	Adrian CHIRITA	ROU	18 Nov 96	54.96	
36	5	1	443	Sumit Kumar JAISAWAL	IND	05 Oct 96	55.00	SB
37	4	3	348	Florian GOUACIDE	FRA	20 Jan 97	55.06	
38	6	4	350	Florentin LESAGE	FRA	18 Jun 96	55.48	
39	7	6	937	Daniel CHIDAVAENZI	ZIM	01 Oct 96	55.58	
40	6	2	602	Mohamad Ammar ZANUAR	MAS	96	55.62	
41	7	2	234	Juan ARÉVALO	COL	21 Mar 97	56.07	




SUMMARY
400m hurdles (83.8cm) Boys - Round 1

10 July 2013

RANK	PLACE	HEAT	BIB	NAME	COUNTRY	DATE of BIRTH	RESULT
42	5	3	144	D'Mitry CHARLTON	BAH	24 Sep 96	56.09
43	6	7	763	Raymond Scott LEE CHIAN HOONG	SIN	23 Jan 96	56.13
44	7	4	624	Dylan PERMAL	MRI	22 Feb 97	56.23
45	7	7	540	Azamat DOSMURATOV	KAZ	05 Jun 96	56.28
46	8	2	573	Saad Abdullah AL BISHI	KSA	07 Feb 96	56.95 PB
47	6	1	918	Farkhod PATTAEV	UZB	05 Sep 96	56.97
48	6	3	288	Rene Rafael PERLA	ESA	16 Feb 96	58.80
49	8	7	574	Salman Abdulrahman AL HARBI	KSA	30 Mar 96	1:00.12 PB
50	7	3	766	Jun Jie Calvin QUEK	SIN	26 Feb 96	1:02.84
		1	784	Enej VRHUNEC	SLO	01 Oct 96	DQ

ALL-TIME TOP LIST				SEASON TOP LIST			
RESULT	NAME	Venue	DATE	RESULT	NAME	Venue	DATE
49.01	William WYNNE (USA)	Ostrava	15 Jul 07	50.75	Marlon HUMPHREY (USA)	Edwardsville, IL	26 Jun 13
49.86	Marnus KRITZINGER (RSA)	Bydgoszcz	18 Jul 99	50.90	Kenneth SELMON (USA)	Edwardsville, IL	26 Jun 13
49.91	Jason RICHARDSON (USA)	Sherbrooke	12 Jul 03	51.33	Marvin WILLIAMS (JAM)	Donetsk	10 Jul 13
49.95	Sergio HIERREZUELO (CUB)	Bydgoszcz	18 Jul 99	51.69	Taylor MCLAUGHLIN (USA)	Edwardsville, IL	26 Jun 13
50.14	Norge SOTOMAYOR (CUB)	La Habana (EP)	23 Jun 10	51.99	Yang WANG (CHN)	Donetsk	10 Jul 13
50.25	Minás ALOZÍDIS (SYR)	Debrecen	14 Jul 01	52.11	Okeen WILLIAMS (JAM)	Donetsk	10 Jul 13
50.33	Reginald WYATT (USA)	Ostrava	15 Jul 07	52.12	Derick DIAZ (PUR)	Donetsk	10 Jul 13
50.37	Amaury R. VALLE (CUB)	Ostrava	15 Jul 07	52.20	Javier DELGADO (ESP)	Donetsk	10 Jul 13
50.74	PC BENEKE (RSA)	Pretoria	14 Apr 07	52.30	Giuseppe BIONDO (ITA)	Roma (Farnesina)	9 Jun 13
50.75	Cornel FREDERICKS (RSA)	Pretoria	14 Apr 07	52.34	Florian GOUACIDE (FRA)	Gagny	29 Jun 13
50.75	Marlon HUMPHREY (USA)	Edwardsville, IL	26 Jun 13				





RESULTS



400m hurdles (83.8cm) Boys - Semi-Final

First 2 in each heat (Q) and the next 2 fastest (q) advance to the Final

	RESULT	NAME	COUNTRY	AGE	DATE	VENUE
World Youth Best Perf.	48.89	L.J. VAN ZYL	RSA	17	19 Jul 2002	Kingston, JAM
Championships Record	49.01	William WYNNE	USA	17	15 Jul 2007	Ostrava
World Youth Leading	50.53	Okeen WILLIAMS	JAM	17	11 Jul 2013	Donetsk

Heat 1		3	11 July 2013	START TIME	19:40	TEMPERATURE	25° C	HUMIDITY	51 %
PLACE	BIB	NAME	COUNTRY	DATE OF BIRTH	LANE	RESULT	REACTION	Fn	
1	227	Yang WANG	CHN	20 Sep 96	5	50.72 Q	WYL	0.189	
2	911	Kenneth SELMON	USA	27 Aug 96	6	50.95 Q		0.202	
3	554	Geofrey Kipkoech CHERUIYOT	KEN	04 Jun 96	3	51.01 q	PB	0.177	
4	533	Naoya OKUBO	JPN	28 Feb 96	8	52.03	PB	0.202	
5	465	Matteo BERIA	ITA	20 Jun 96	4	52.18	PB	0.188	
6	139	Xavier COAKLEY	BAH	01 Oct 96	7	53.78		0.162	
7	745	Vladislav OMELCHENKO	RUS	04 May 96	2	54.30		0.156	
8	836	Raouf JEDID	TUN	11 Jan 96	1	55.30		0.236	

Heat 2		3	11 July 2013	START TIME	19:48	TEMPERATURE	25° C	HUMIDITY	51 %
PLACE	BIB	NAME	COUNTRY	DATE OF BIRTH	LANE	RESULT	REACTION	Fn	
1	515	Marvin WILLIAMS	JAM	13 Jun 96	3	51.31 Q	PB	0.163	
2	684	Derick DIAZ	PUR	24 Jul 96	4	51.95 Q	PB	0.284	
3	596	Avotriniaina RAKOTOARIMIANDRY	MAD	11 Sep 96	5	52.11	PB	0.182	
4	467	Giuseppe BIONDO	ITA	02 Mar 96	7	52.45		0.191	
5	297	Javier DELGADO	ESP	09 Jun 96	6	52.84		0.189	
6	450	Mahmoud Reza MOSHTAGH	IRI	01 May 96	1	52.88	PB	0.222	
7	837	Mohamed Fares JLASSI	TUN	09 Jan 97	8	52.96		0.474	
8	627	Divan ROSSOUW	NAM	12 Mar 96	2	55.75		0.204	

Heat 3		3	11 July 2013	START TIME	19:55	TEMPERATURE	25° C	HUMIDITY	51 %
PLACE	BIB	NAME	COUNTRY	DATE OF BIRTH	LANE	RESULT	REACTION	Fn	
1	516	Okeen WILLIAMS	JAM	01 Jan 96	6	50.53 Q	WYL	0.170	
2	899	Marlon HUMPHREY	USA	08 Jul 96	5	50.96 Q		0.166	
3	517	Takumu FURUYA	JPN	12 Mar 97	4	51.00 q	PB	0.146	
4	316	Ryan WALLIS	ESP	01 Jan 96	7	52.21	PB	0.172	
5	117	Rai BENJAMIN	ANT	27 Jul 97	3	52.36	PB	0.167	
6	716	Hanno COETZER	RSA	29 Mar 96	1	53.60		0.191	
7	694	Khalid Mohammed AL-SHAHRANI	QAT	06 Feb 96	8	54.26		0.201	
8	186	Daniel BRADY	CAN	15 Jun 96	2	54.78		0.169	

ALL-TIME TOP LIST				SEASON TOP LIST			
RESULT	NAME	Venue	DATE	RESULT	NAME	Venue	DATE
49.01	William WYNNE (USA)	Ostrava	15 Jul 07	50.53	Okeen WILLIAMS (JAM)	Donetsk	11 Jul 13
49.86	Marnus KRITZINGER (RSA)	Bydgoszcz	18 Jul 99	50.72	Yang WANG (CHN)	Donetsk	11 Jul 13
49.91	Jason RICHARDSON (USA)	Sherbrooke	12 Jul 03	50.75	Marlon HUMPHREY (USA)	Edwardsville, IL	26 Jun 13
49.95	Sergio HIERREZUELO (CUB)	Bydgoszcz	18 Jul 99	50.90	Kenneth SELMON (USA)	Edwardsville, IL	26 Jun 13
50.14	Norge SOTOMAYOR (CUB)	La Habana (EP)	23 Jun 10	51.00	Takumu FURUYA (JPN)	Donetsk	11 Jul 13
50.25	Minás ALOZÍDIS (SYR)	Debrecen	14 Jul 01	51.01	Geofrey Kipkoech CHERUIYOT (KEN)	Donetsk	11 Jul 13
50.33	Reginald WYATT (USA)	Ostrava	15 Jul 07	51.31	Marvin WILLIAMS (JAM)	Donetsk	11 Jul 13
50.37	Amaury R. VALLE (CUB)	Ostrava	15 Jul 07	51.69	Taylor MCLAUGHLIN (USA)	Edwardsville, IL	26 Jun 13
50.53	Okeen WILLIAMS (JAM)	Donetsk	11 Jul 13	51.95	Derick DIAZ (PUR)	Donetsk	11 Jul 13
50.72	Yang WANG (CHN)	Donetsk	11 Jul 13	52.03	Naoya OKUBO (JPN)	Donetsk	11 Jul 13

Timing and Measurement by SEIKO Data Processing by CANON AT-400HY-M-sf----.RS6..v1 Issued at 19:58 on Thursday, 11 July 2013



SUMMARY



400m hurdles (83.8cm) Boys - Semi-Final


First 2 in each heat (Q) and the next 2 fastest (q) advance to the Final

	RESULT	NAME	COUNTRY	AGE	DATE	VENUE
World Youth Best Perf.	48.89	L.J. VAN ZYL	RSA	17	19 Jul 2002	Kingston, JAM
Championships Record	49.01	William WYNNE	USA	17	15 Jul 2007	Ostrava
World Youth Leading	50.53	Okeen WILLIAMS	JAM	17	11 Jul 2013	Donetsk

11 July 2013

RANK	PLACE	HEAT	BIB	NAME	COUNTRY	DATE of BIRTH	RESULT	
1	1	3	516	Okeen WILLIAMS	JAM	01 Jan 96	50.53 Q	WYL
2	1	1	227	Yang WANG	CHN	20 Sep 96	50.72 Q	WYL
3	2	1	911	Kenneth SELMON	USA	27 Aug 96	50.95 Q	
4	2	3	899	Marlon HUMPHREY	USA	08 Jul 96	50.96 Q	
5	3	3	517	Takumu FURUYA	JPN	12 Mar 97	51.00 q	PB
6	3	1	554	Geoffrey Kipkoech CHERUIYOT	KEN	04 Jun 96	51.01 q	PB
7	1	2	515	Marvin WILLIAMS	JAM	13 Jun 96	51.31 Q	PB
8	2	2	684	Derick DIAZ	PUR	24 Jul 96	51.95 Q	PB
9	4	1	533	Naoya OKUBO	JPN	28 Feb 96	52.03	PB
10	3	2	596	Avotriniaina RAKOTOARIMIANDRY	MAD	11 Sep 96	52.11	PB
11	5	1	465	Matteo BERIA	ITA	20 Jun 96	52.18	PB
12	4	3	316	Ryan WALLIS	ESP	01 Jan 96	52.21	PB
13	5	3	117	Rai BENJAMIN	ANT	27 Jul 97	52.36	PB
14	4	2	467	Giuseppe BIONDO	ITA	02 Mar 96	52.45	
15	5	2	297	Javier DELGADO	ESP	09 Jun 96	52.84	
16	6	2	450	Mahmoud Reza MOSHTAGH	IRI	01 May 96	52.88	PB
17	7	2	837	Mohamed Fares JLASSI	TUN	09 Jan 97	52.96	
18	6	3	716	Hanno COETZER	RSA	29 Mar 96	53.60	
19	6	1	139	Xavier COAKLEY	BAH	01 Oct 96	53.78	
20	7	3	694	Khalid Mohammed AL-SHAHRANI	QAT	06 Feb 96	54.26	
21	7	1	745	Vladislav OMELCHENKO	RUS	04 May 96	54.30	
22	8	3	186	Daniel BRADY	CAN	15 Jun 96	54.78	
23	8	1	836	Raouf JEDID	TUN	11 Jan 96	55.30	
24	8	2	627	Divan ROSSOUW	NAM	12 Mar 96	55.75	

ALL-TIME TOP LIST				SEASON TOP LIST			
RESULT	NAME	Venue	DATE	RESULT	NAME	Venue	DATE
49.01	William WYNNE (USA)	Ostrava	15 Jul 07	50.53	Okeen WILLIAMS (JAM)	Donetsk	11 Jul 13
49.86	Marnus KRITZINGER (RSA)	Bydgoszcz	18 Jul 99	50.72	Yang WANG (CHN)	Donetsk	11 Jul 13
49.91	Jason RICHARDSON (USA)	Sherbrooke	12 Jul 03	50.75	Marlon HUMPHREY (USA)	Edwardsville, IL	26 Jun 13
49.95	Sergio HIERREZUELO (CUB)	Bydgoszcz	18 Jul 99	50.90	Kenneth SELMON (USA)	Edwardsville, IL	26 Jun 13
50.14	Norge SOTOMAYOR (CUB)	La Habana (EP)	23 Jun 10	51.00	Takumu FURUYA (JPN)	Donetsk	11 Jul 13
50.25	Minás ALOZÍDIS (SYR)	Debrecen	14 Jul 01	51.01	Geoffrey Kipkoech CHERUIYOT (KEN)	Donetsk	11 Jul 13
50.33	Reginald WYATT (USA)	Ostrava	15 Jul 07	51.31	Marvin WILLIAMS (JAM)	Donetsk	11 Jul 13
50.37	Amaury R. VALLE (CUB)	Ostrava	15 Jul 07	51.69	Taylor MCLAUGHLIN (USA)	Edwardsville, IL	26 Jun 13
50.53	Okeen WILLIAMS (JAM)	Donetsk	11 Jul 13	51.95	Derick DIAZ (PUR)	Donetsk	11 Jul 13
50.72	Yang WANG (CHN)	Donetsk	11 Jul 13	52.03	Naoya OKUBO (JPN)	Donetsk	11 Jul 13



RESULTS




400m hurdles (83.8cm) Boys - Final

	RESULT	NAME	COUNTRY	AGE	DATE	VENUE
World Youth Best Perf.	48.89	L.J. VAN ZYL	RSA	17	19 Jul 2002	Kingston, JAM
Championships Record	49.01	William WYNNE	USA	17	15 Jul 2007	Ostrava
World Youth Leading	50.39	Marvin WILLIAMS	JAM	17	13 Jul 2013	Donetsk

	START TIME	TEMPERATURE	HUMIDITY
Final 13 July 2013	19:05	25° C	47 %

PLACE	BIB	NAME	COUNTRY	DATE of BIRTH	LANE	RESULT	REACTION	F _n
1	515	Marvin WILLIAMS	JAM	13 Jun 96	4	50.39	WYL 0.152	
2	227	Yang WANG	CHN	20 Sep 96	6	50.78	0.180	
3	911	Kenneth SELMON	USA	27 Aug 96	5	51.30	0.208	
4	517	Takumu FURUYA	JPN	12 Mar 97	1	51.58	0.149	
5	684	Derick DIAZ	PUR	24 Jul 96	7	51.76	PB 0.140	
	516	Okeen WILLIAMS	JAM	01 Jan 96	3	DNF	0.150	
	554	Geofrey Kipkoech CHERUIYOT	KEN	04 Jun 96	2	DNF	0.208	
	899	Marlon HUMPHREY	USA	08 Jul 96	8	DNS		

ALL-TIME TOP LIST				SEASON TOP LIST			
RESULT	NAME	Venue	DATE	RESULT	NAME	Venue	DATE
49.01	William WYNNE (USA)	Ostrava	15 Jul 07	50.39	Marvin WILLIAMS (JAM)	Donetsk	13 Jul 13
49.86	Marnus KRITZINGER (RSA)	Bvdoszcz	18 Jul 99	50.53	Okeen WILLIAMS (JAM)	Donetsk	11 Jul 13
49.91	Jason RICHARDSON (USA)	Sherbrooke	12 Jul 03	50.72	Yang WANG (CHN)	Donetsk	11 Jul 13
49.95	Sergio HIERREZUELO (CUB)	Bydoszcz	18 Jul 99	50.75	Marlon HUMPHREY (USA)	Edwardsville, IL	26 Jun 13
50.14	Norge SOTOMAYOR (CUB)	La Habana (EP)	23 Jun 10	50.90	Kenneth SELMON (USA)	Edwardsville, IL	26 Jun 13
50.25	Minás ALOZÍDIS (SYR)	Debrecen	14 Jul 01	51.00	Takumu FURUYA (JPN)	Donetsk	11 Jul 13
50.33	Reginald WYATT (USA)	Ostrava	15 Jul 07	51.01	Geofrey Kipkoech CHERUIYOT (KEN)	Donetsk	11 Jul 13
50.37	Amaury R. VALLE (CUB)	Ostrava	15 Jul 07	51.69	Taylor MCLAUGHLIN (USA)	Edwardsville, IL	26 Jun 13
50.39	Marvin WILLIAMS (JAM)	Donetsk	13 Jul 13	51.76	Derick DIAZ (PUR)	Donetsk	13 Jul 13
50.53	Okeen WILLIAMS (JAM)	Donetsk	11 Jul 13	52.03	Naoya OKUBO (JPN)	Donetsk	11 Jul 13



RESULTS



Triple Jump Girls - Qualification


With qualifying standard of 12.80 (Q) or at least the 12 best performers (q) advance to the Final

	RESULT	NAME	COUNTRY	AGE	DATE	VENUE
World Youth Best Perf.	14.57	Qiuyan HUANG	CHN	17	19 Oct 1997	Shanghai
Championships Record	13.86	Cristine SPATARU	ROU	17	11 Jul 2003	Sherbrooke
World Youth Leading	13.69	Florentina MARINCU	ROU	17	10 Jul 2013	Donetsk

Group A	10 July 2013	START TIME	18:10	TEMPERATURE	27° C	HUMIDITY	39 %
		END TIME	19:13		27° C		39 %

PLACE	BIB	NAME	COUNTRY	DATE of BIRTH	ORDER	RESULT	1	2	3
1	615	Florentina MARINCU	ROU	08 Apr 96	14	13.69 Q 1.0 m/s	WYL 13.69 1.0 m/s		
2	221	Rong WANG	CHN	01 Jul 96	3	13.21 Q 1.3 m/s	13.21 1.3 m/s		
3	334	Marie Josée EBWEA BILE	FRA	07 Mar 97	9	12.98 Q 0.7 m/s	X 0.7 m/s	12.98 0.7 m/s	
4	381	Isabella MARTEN	GER	12 May 96	2	12.86 Q 1.1 m/s	12.76 1.3 m/s	12.75 0.3 m/s	12.86 1.1 m/s
5	530	Noor Shahidatun ZUKI	MAS	05 Jun 96	12	12.59 q 0.3 m/s	X 0.8 m/s	X 1.2 m/s	12.59 0.3 m/s
6	651	Kristina MALAYA	RUS	08 Oct 96	7	12.57 q 0.2 m/s	12.24 0.8 m/s	12.33 0.6 m/s	12.57 0.2 m/s
7	752	Kateryna POPOVA	UKR	07 Aug 96	1	12.26 0.5 m/s	X 1.3 m/s	12.26 0.5 m/s	12.15 1.7 m/s
8	107	Kaoutar SELMI	ALG	17 Jan 96	5	12.21 0.7 m/s	12.21 0.7 m/s	12.15 1.0 m/s	X 0.5 m/s
9	277	Adriana CHILA	ECU	31 Oct 96	6	12.19 0.8 m/s	12.13 1.0 m/s	X 0.6 m/s	12.19 0.8 m/s
10	673	Eva MUSTAR	SLO	30 Sep 96	4	12.09 0.4 m/s	X 0.9 m/s	X 1.0 m/s	12.09 0.4 m/s
11	249	Dalmira KURTOV	CRO	13 Jun 96	13	12.02 1.3 m/s	X 0.3 m/s	12.02 1.3 m/s	11.73 0.5 m/s
12	688	Deborah GALONG	SUR	08 Oct 96	10	11.96 1.0 m/s	11.44 0.6 m/s	11.80 0.8 m/s	11.96 1.0 m/s
13	495	Anna GORODKOVA	KAZ	07 Apr 97	15	11.91 0.1 m/s	X 1.0 m/s	11.88 1.2 m/s	11.91 0.1 m/s
14	182	Pascaline BORO	BUR	28 Apr 96	11	11.90 0.8 m/s	11.73 1.4 m/s	11.90 0.8 m/s	11.73 0.9 m/s
15	788	Anna TYAN	UZB	10 Apr 96	8	11.75 1.1 m/s	11.75 1.1 m/s	11.59 1.1 m/s	X 0.9 m/s





RESULTS
Triple Jump Girls - Qualification

Group B

10 July 2013

START TIME 18:10
END TIME 19:03

TEMPERATURE 27° C
27° C

HUMIDITY 39 %
39 %

PLACE	BIB	NAME	COUNTRY	DATE of BIRTH	ORDER	RESULT		1	2	3
1	778	Keturah ORJI	USA	05 Mar 96	8	13.43 Q	PB	13.43 0.4 m/s		
2	178	Nubia SOARES	BRA	26 Mar 96	4	13.25 Q		13.25 -0.2 m/s		
3	430	Benedetta CUNEO	ITA	11 Mar 96	14	13.13 Q		13.13 0.5 m/s		
4	739	Tetyana HOLOVCHUK	UKR	19 Jan 96	7	13.01 Q	PB	X 0.9 m/s	13.01 0.6 m/s	
5	231	Jing ZHAO	CHN	02 Jun 96	2	12.80 Q		X 0.2 m/s	12.80 0.1 m/s	
5	603	Adrianna SZÓSTAK	POL	02 Mar 96	13	12.80 Q	PB	12.80 0.2 m/s		
7	480	Tamara MONCRIEFFE	JAM	96	9	12.48		12.11 0.5 m/s	12.41 0.5 m/s	12.48 0.6 m/s
8	345	Marine VIDAL	FRA	08 Apr 96	12	12.42		12.42 1.1 m/s	X 0.5 m/s	12.22 0.2 m/s
9	529	Kirthana RAMASAMY	MAS	97	15	12.37		12.10 0.6 m/s	12.09 0.4 m/s	12.37 0.4 m/s
10	626	Zinzi CHABANGU	RSA	28 Sep 96	3	12.36		12.12 0.1 m/s	X 0.3 m/s	12.36 0.4 m/s
11	275	Jennifer CANCHINGRE	ECU	22 Mar 97	5	12.32		11.92 -0.6 m/s	X 1.1 m/s	12.32 0.8 m/s
12	531	Neli ANTONOVICI	MDA	25 Apr 97	6	12.20	PB	12.20 0.1 m/s	X 0.6 m/s	12.06 0.6 m/s
13	612	Anca Iuliana BURCA	ROU	02 Nov 96	10	12.19		X 0.3 m/s	11.83 0.4 m/s	12.19 0.1 m/s
14	181	Daisy ISA	BUL	14 Apr 96	1	12.18		11.77 0.6 m/s	12.18 0.3 m/s	11.78 -0.2 m/s
	563	Kasie Veronica UGEH	NGR	17 Oct 96	11	NM		X 0.5 m/s		0.8 m/s

ALL-TIME TOP LIST				SEASON TOP LIST			
RESULT	NAME	Venue	DATE	RESULT	NAME	Venue	DATE
14.57	Qiuyan HUANG (CHN)	Shanghai	19 Oct 97	13.69	Florentina MARINCU (ROU)	Donetsk	10 Jul 13
14.29	Ruiping REN (CHN)	Beijing	13 Sep 93	13.65	Rong WANG (CHN)	Sydney (SOPAC)	18 Jan 13
14.25	Dailenys ALCÁNTARA (CUB)	Bydgoszcz	10 Jul 08	13.43	Nubia SOARES (BRA)	Belo Horizonte	18 May 13
14.17	Ana PELETEIRO (ESP)	Barcelona	12 Jul 12	13.43	Keturah ORJI (USA)	Donetsk	10 Jul 13
14.10	Zhuri WANG (CHN)	Shanghai	17 Oct 97	13.26	Jing ZHAO (CHN)	Suzhou	31 May 13
14.07	Shaohua YU (CHN)	Devana	14 May 02	13.21	Marie Josée EBWEA BILE (FRA)	Gagny	29 Jun 13
14.02	Jiahui LI (CHN)	Shijiazhuang	22 Sep 86	13.19	Benedetta CUNEO (ITA)	Pisa	4 May 13
14.02	Mabel GAY (CUB)	La Habana	29 Jul 00	13.18	Kristina MALAYA (RUS)	Krasnodar	17 May 13
13.93	Yanmei LI (CHN)	Wuhan	31 Oct 07	13.02	Liadagmis POVEA (CUB)	La Habana (EP)	25 May 13
13.89	Limei XIE (CHN)	Shanghai	11 Sep 03	13.01	Tetyana HOLOVCHUK (UKR)	Donetsk	10 Jul 13



Official IAAF Partners

SUMMARY



Triple Jump Girls - Qualification


With qualifying standard of 12.80 (Q) or at least the 12 best performers (q) advance to the Final

	RESULT	NAME	COUNTRY	AGE	DATE	VENUE
World Youth Best Perf.	14.57	Qiuyan HUANG	CHN	17	19 Oct 1997	Shanghai
Championships Record	13.86	Cristine SPATARU	ROU	17	11 Jul 2003	Sherbrooke
World Youth Leading	13.69	Florentina MARINCU	ROU	17	10 Jul 2013	Donetsk

10 July 2013

RANK	PLACE	GROUP	BIB	NAME	COUNTRY	DATE of BIRTH	RESULT	WIND
1	1	A	615	Florentina MARINCU	ROU	08 Apr 96	13.69 Q	WYL 1.0 m/s
2	1	B	778	Keturah ORJI	USA	05 Mar 96	13.43 Q	PB 0.4 m/s
3	2	B	178	Nubia SOARES	BRA	26 Mar 96	13.25 Q	-0.2 m/s
4	2	A	221	Rong WANG	CHN	01 Jul 96	13.21 Q	1.3 m/s
5	3	B	430	Benedetta CUNEO	ITA	11 Mar 96	13.13 Q	0.5 m/s
6	4	B	739	Tetyana HOLOVCHUK	UKR	19 Jan 96	13.01 Q	PB 0.6 m/s
7	3	A	334	Marie Josée EBWEA BILE	FRA	07 Mar 97	12.98 Q	0.7 m/s
8	4	A	381	Isabella MARTEN	GER	12 May 96	12.86 Q	1.1 m/s
9	5	B	603	Adrianna SZÓSTAK	POL	02 Mar 96	12.80 Q	PB 0.2 m/s
9	5	B	231	Jing ZHAO	CHN	02 Jun 96	12.80 Q	0.1 m/s
11	5	A	530	Noor Shahidatun ZUKI	MAS	05 Jun 96	12.59 q	0.3 m/s
12	6	A	651	Kristina MALAYA	RUS	08 Oct 96	12.57 q	0.2 m/s
13	7	B	480	Tamara MONCRIEFFE	JAM	96	12.48	0.6 m/s
14	8	B	345	Marine VIDAL	FRA	08 Apr 96	12.42	1.1 m/s
15	9	B	529	Kirthana RAMASAMY	MAS	97	12.37	0.4 m/s
16	10	B	626	Zinzi CHABANGU	RSA	28 Sep 96	12.36	0.4 m/s
17	11	B	275	Jennifer CANCHINGRE	ECU	22 Mar 97	12.32	0.8 m/s
18	7	A	752	Kateryna POPOVA	UKR	07 Aug 96	12.26	0.5 m/s
19	8	A	107	Kaoutar SELMI	ALG	17 Jan 96	12.21	0.7 m/s
20	12	B	531	Neli ANTONOVICI	MDA	25 Apr 97	12.20	PB 0.1 m/s
21	9	A	277	Adriana CHILA	ECU	31 Oct 96	12.19	0.8 m/s
22	13	B	612	Anca Iuliana BURCA	ROU	02 Nov 96	12.19	0.1 m/s
23	14	B	181	Daisy ISA	BUL	14 Apr 96	12.18	0.3 m/s
24	10	A	673	Eva MUSTAR	SLO	30 Sep 96	12.09	0.4 m/s
25	11	A	249	Dalmira KURTOV	CRO	13 Jun 96	12.02	1.3 m/s
26	12	A	688	Deborah GALONG	SUR	08 Oct 96	11.96	1.0 m/s
27	13	A	495	Anna GORODKOVA	KAZ	07 Apr 97	11.91	0.1 m/s
28	14	A	182	Pascaline BORO	BUR	28 Apr 96	11.90	0.8 m/s
29	15	A	788	Anna TYAN	UZB	10 Apr 96	11.75	1.1 m/s
		B	563	Kasie Veronica UGEH	NGR	17 Oct 96	NM	

ALL-TIME TOP LIST				SEASON TOP LIST			
RESULT	NAME	Venue	DATE	RESULT	NAME	Venue	DATE
14.57	Qiuyan HUANG (CHN)	Shanghai	19 Oct 97	13.69	Florentina MARINCU (ROU)	Donetsk	10 Jul 13
14.29	Ruiping REN (CHN)	Beijing	13 Sep 93	13.65	Rong WANG (CHN)	Sydney (SOPAC)	18 Jan 13
14.25	Dailenys ALCÁNTARA (CUB)	Bydgoszcz	10 Jul 08	13.43	Nubia SOARES (BRA)	Belo Horizonte	18 May 13
14.17	Ana PELETEIRO (ESP)	Barcelona	12 Jul 12	13.43	Keturah ORJI (USA)	Donetsk	10 Jul 13
14.10	Zhuri WANG (CHN)	Shanghai	17 Oct 97	13.26	Jing ZHAO (CHN)	Suzhou	31 May 13
14.07	Shaohua YU (CHN)	Devana	14 May 02	13.21	Marie Josée EBWEA BILE (FRA)	Gagny	29 Jun 13
14.02	Jiahui LI (CHN)	Shijiazhuang	22 Sep 86	13.19	Benedetta CUNEO (ITA)	Pisa	4 May 13
14.02	Mabel GAY (CUB)	La Habana	29 Jul 00	13.18	Kristina MALAYA (RUS)	Krasnodar	17 May 13
13.93	Yanmei LI (CHN)	Wuhan	31 Oct 07	13.02	Liadagmis POVEA (CUB)	La Habana (EP)	25 May 13
13.89	Limei XIE (CHN)	Shanghai	11 Sep 03	13.01	Tetyana HOLOVCHUK (UKR)	Donetsk	10 Jul 13



RESULTS

Triple Jump Girls - Final




	RESULT	NAME	COUNTRY	AGE	DATE	VENUE
World Youth Best Perf.	14.57	Qiuyan HUANG	CHN	17	19 Oct 1997	Shanghai
Championships Record	13.86	Cristine SPATARU	ROU	17	11 Jul 2003	Sherbrooke
World Youth Leading	13.75	Florentina MARINCU	ROU	17	12 Jul 2013	Donetsk

Final	12 July 2013	START TIME	18:46	TEMPERATURE	30° C	HUMIDITY	29 %
		END TIME	19:58		28° C		35 %

PLACE	BIB	NAME	COUNTRY	DATE of BIRTH	ORDER	RESULT		1	2	3	4	5	6
1	615	Florentina MARINCU	ROU	08 Apr 96	2	13.75 0.8 m/s	WYL	X 1.0 m/s	13.75 0.8 m/s	X 0.6 m/s	X 0.8 m/s	X 0.1 m/s	X 0.1 m/s
2	221	Rong WANG	CHN	01 Jul 96	7	13.69 0.5 m/s		13.41 1.1 m/s	13.69 0.5 m/s	13.62 0.3 m/s	13.40 0.4 m/s	13.57 0.2 m/s	12.97 0.6 m/s
3	778	Keturah ORJI	USA	05 Mar 96	8	13.69 0.8 m/s	PB	12.94 1.1 m/s	13.44 0.2 m/s	13.61 0.5 m/s	X 0.2 m/s	13.09 0.5 m/s	13.69 0.8 m/s
4	178	Nubia SOARES	BRA	26 Mar 96	11	13.60 0.8 m/s	PB	13.60 0.8 m/s	13.52 0.2 m/s	X 0.8 m/s	13.18 0.2 m/s	X 0.5 m/s	X 0.3 m/s
5	334	Marie Josée EBWEA BILE	FRA	07 Mar 97	4	13.31 1.0 m/s	PB	13.31 1.0 m/s	12.07 1.0 m/s	12.86 0.5 m/s	X 0.2 m/s	X 0.4 m/s	X 0.8 m/s
6	430	Benedetta CUNEO	ITA	11 Mar 96	1	13.27 0.3 m/s	PB	12.98 0.6 m/s	12.88 0.5 m/s	X 0.4 m/s	13.11 0.1 m/s	12.56 0.4 m/s	13.27 0.3 m/s
7	739	Tetyana HOLOVCHUK	UKR	19 Jan 96	5	13.13 0.9 m/s	PB	12.61 1.1 m/s	13.13 0.9 m/s	X 0.7 m/s	12.85 0.6 m/s	12.80 0.2 m/s	12.66 0.5 m/s
8	231	Jing ZHAO	CHN	02 Jun 96	10	13.03 0.7 m/s		12.70 1.0 m/s	13.03 0.7 m/s	X 0.2 m/s	13.01 0.5 m/s	X 0.7 m/s	X 0.7 m/s
9	651	Kristina MALAYA	RUS	08 Oct 96	3	12.84 0.6 m/s		12.55 1.1 m/s	12.84 0.6 m/s	12.82 0.8 m/s			
10	603	Adrianna SZÓSTAK	POL	02 Mar 96	9	12.83 0.8 m/s	PB	12.39 1.1 m/s	12.45 0.5 m/s	12.83 0.8 m/s			
11	381	Isabella MARTEN	GER	12 May 96	12	12.69 0.4 m/s		12.42 0.1 m/s	12.63 0.1 m/s	12.69 0.4 m/s			
	530	Noor Shahidatun ZUKI	MAS	05 Jun 96	6	NM		X 1.0 m/s	X 0.5 m/s	X 0.6 m/s			

ALL-TIME TOP LIST				SEASON TOP LIST			
RESULT	NAME	Venue	DATE	RESULT	NAME	Venue	DATE
14.57	Qiuyan HUANG (CHN)	Shanghai	19 Oct 97	13.75	Florentina MARINCU (ROU)	Donetsk	12 Jul 13
14.29	Ruiping REN (CHN)	Beijing	13 Sep 93	13.69	Rong WANG (CHN)	Donetsk	12 Jul 13
14.25	Dailenys ALCÁNTARA (CUB)	Bydgoszcz	10 Jul 08	13.69	Keturah ORJI (USA)	Donetsk	12 Jul 13
14.17	Ana PELETEIRO (ESP)	Barcelona	12 Jul 12	13.60	Nubia SOARES (BRA)	Donetsk	12 Jul 13
14.10	Zhuri WANG (CHN)	Shanghai	17 Oct 97	13.31	Marie Josée EBWEA BILE (FRA)	Donetsk	12 Jul 13
14.07	Shaohua YU (CHN)	Devana	14 May 02	13.27	Benedetta CUNEO (ITA)	Donetsk	12 Jul 13
14.02	Jiahui LI (CHN)	Shijiazhuang	22 Sep 86	13.26	Jing ZHAO (CHN)	Suzhou	31 May 13
14.02	Mabel GAY (CUB)	La Habana	29 Jul 00	13.18	Kristina MALAYA (RUS)	Krasnodar	17 May 13
13.93	Yanmei LI (CHN)	Wuhan	31 Oct 07	13.13	Tetyana HOLOVCHUK (UKR)	Donetsk	12 Jul 13
13.89	Limei XIE (CHN)	Shanghai	11 Sep 03	13.02	Liadagmis POVEA (CUB)	La Habana (EP)	25 May 13



RESULTS



100 Metres Girls - Round 1

First 2 in each heat (Q) and the next 8 fastest (q) advance to the Semi-Final

	RESULT	NAME	COUNTRY	AGE	DATE	VENUE
World Youth Best Perf.	11.13	Chandra CHEESEBOROUGH	USA	17	21 Jun 1976	Eugene, OR
Championships Record	11.31	Jessica ONYEPUNUKA	USA	17	11 Jul 2003	Sherbrooke
World Youth Leading	11.30	Ángela TENORIO	ECU	17	29 Jun 2013	Quito

Heat 1	8	10 July 2013	START TIME	18:20	TEMPERATURE	27° C	HUMIDITY	39 %	WIND	-0.6 m/s
--------	---	--------------	------------	-------	-------------	-------	----------	------	------	----------

PLACE	BIB	NAME	COUNTRY	DATE of BIRTH	LANE	RESULT	REACTION	Fn
1	435	Annalisa SPADOTTO SCOTT	ITA	09 Mar 96	3	12.12 Q	0.193	
2	476	Jonielle SMITH	JAM	30 Jan 96	1	12.13 Q	0.276	
3	709	Kayelle CLARKE	TRI	28 Feb 96	2	12.40	0.415	
4	153	Ivana MACANOVIC	BIH	26 Aug 97	8	12.48	0.193	
5	489	Mizuki NAKAMURA	JPN	22 Mar 96	7	12.55	0.180	
6	664	Chloe WILLIAMS	SKN	09 Feb 96	6	12.57	0.209	
7	117	Kristina GABRIELIAN	ARM	14 Mar 97	5	13.15	0.201	
	571	Vashti AGEGE	NRU	13 Feb 96	4	DQ 162.7		F1

Note:
IAAF Rule 162.7 - False Start


Heat 2	8	10 July 2013	START TIME	18:27	TEMPERATURE	27° C	HUMIDITY	39 %	WIND	-0.7 m/s
--------	---	--------------	------------	-------	-------------	-------	----------	------	------	----------

PLACE	BIB	NAME	COUNTRY	DATE of BIRTH	LANE	RESULT	REACTION	Fn
1	602	Ewa SWOBODA	POL	26 Jul 97	4	11.72 Q	0.173	
2	426	Julia Viktoria CALLIARI	ITA	27 Apr 97	3	12.12 Q	PB 0.146	
3	464	Nelda HUGGINS	IVB	02 Feb 97	1	12.15	0.153	
4	537	Mariana GONZÁLEZ	MEX	30 Oct 96	5	12.32	0.172	
5	139	Makeya WHITE	BAH	19 May 96	7	12.61	0.187	
6	798	Mzinde RUVARASHE	ZIM	25 Feb 96	2	12.85	0.177	
7	660	Brigitte BANGOURA	SEN	12 May 97	8	12.97	PB 0.197	
8	395	Raquel WALKER	GUM	28 Jul 97	6	13.03	0.294	

Heat 3	8	10 July 2013	START TIME	18:31	TEMPERATURE	27° C	HUMIDITY	39 %	WIND	-1.1 m/s
--------	---	--------------	------------	-------	-------------	-------	----------	------	------	----------

PLACE	BIB	NAME	COUNTRY	DATE of BIRTH	LANE	RESULT	REACTION	Fn
1	380	Jessie MADUKA	GER	23 Apr 96	4	11.83 Q	0.179	
2	292	Ingrid ANDRÉS	ESP	10 Jan 97	5	11.92 Q	PB 0.210	
3	168	Vitoria Cristina ROSA	BRA	12 Jan 96	3	12.00 q	0.187	
4	524	Tiffany TSHILUMBA	LUX	28 Oct 96	2	12.08	0.181	
5	722	Yudum ILIKSIZ	TUR	22 Feb 97	8	12.35	0.218	
6	681	Zorana BARJAKTAROVIC	SRB	02 Mar 96	1	12.78	0.244	
7	548	Aminata KEITA	MLI	10 Jun 96	6	13.27	PB 0.244	
8	680	Melissa MICHELOTTI	SMR	28 Oct 96	7	13.58	0.285	





RESULTS
100 Metres Girls - Round 1


Heat 4		8	10 July 2013		START TIME	18:38	TEMPERATURE	27° C	HUMIDITY	39 %	WIND	1.5 m/s
PLACE	BIB	NAME	COUNTRY	DATE of BIRTH	LANE	RESULT	REACTION	Fn				
1	280	Ángela TENORIO	ECU	27 Jan 96	4	11.56 Q						
2	411	Dutee CHAND	IND	03 Feb 96	1	11.62 Q	PB	0.163				
3	543	Cecilia TAMAYO	MEX	04 Mar 97	6	11.76 q	PB	0.181				
4	187	Leya BUCHANAN	CAN	17 Aug 96	5	12.05 q		0.175				
5	666	Kaja DEBEVEC	SLO	14 Aug 96	7	12.16	SB	0.161				
6	605	Sofia DUARTE	POR	07 Nov 96	8	12.47		0.193				
7	397	Ka Lam LO	HKG	02 Apr 96	3	12.51		0.151				
8	421	Kayla KING	ISV	27 Jun 96	2	12.53		0.157				

Heat 5		8	10 July 2013		START TIME	18:44	TEMPERATURE	27° C	HUMIDITY	39 %	WIND	-0.8 m/s
PLACE	BIB	NAME	COUNTRY	DATE of BIRTH	LANE	RESULT	REACTION	Fn				
1	699	Iréne EKELUND	SWE	08 Mar 97	4	11.61 Q		0.176				
2	635	Tamzin THOMAS	RSA	06 Oct 97	2	11.69 Q	PB	0.184				
3	552	Adewumi Deborah ADEWALE	NGR	18 Apr 97	6	11.89 q		0.183				
4	577	Zoe HOBBS	NZL	11 Sep 97	3	11.92 q	PB	0.169				
5	744	Alina KALISTRATOVA	UKR	06 Nov 96	5	12.36		0.216				
6	313	Õilme VÕRO	EST	02 Jan 96	8	12.45	PB	0.220				
	222	Xuan WANG	CHN	16 Jul 97	7	DNS						

Heat 6		8	10 July 2013		START TIME	18:51	TEMPERATURE	27° C	HUMIDITY	39 %	WIND	-1.9 m/s
PLACE	BIB	NAME	COUNTRY	DATE of BIRTH	LANE	RESULT	REACTION	Fn				
1	783	Ariana WASHINGTON	USA	27 Aug 96	7	11.52 Q		0.181				
2	138	Jenae AMBROSE	BAH	29 Dec 97	2	11.99 Q		0.130				
3	214	Manqi GE	CHN	13 Oct 97	8	12.05 q		0.185				
4	151	Taahira BUTTERFIELD	BER	05 Oct 96	3	12.19		0.191				
5	104	Zouaouia BERHIL	ALG	16 May 96	4	12.49		0.169				
6	753	Oleksandra ROMANYUK	UKR	22 Jul 96	6	12.52		0.201				
7	513	Anna Paula AUZINA	LAT	14 Feb 96	5	12.52		0.201				

Heat 7		8	10 July 2013		START TIME	18:56	TEMPERATURE	27° C	HUMIDITY	39 %	WIND	-0.1 m/s
PLACE	BIB	NAME	COUNTRY	DATE of BIRTH	LANE	RESULT	REACTION	Fn				
1	782	Ky WESTBROOK	USA	25 Feb 96	7	11.59 Q		0.149				
2	261	Veronika PALICKOVÁ	CZE	01 May 97	8	12.10 Q		0.201				
3	463	Taylor HILL	IVB	02 Feb 96	6	12.10		0.186				
4	115	Noeli Anahí MARTÍNEZ	ARG	20 Jan 96	3	12.13	PB	0.189				
5	399	Melinda FERENCZI	HUN	12 Oct 97	2	12.16		0.162				
6	269	Annelouise JENSEN	DEN	21 Nov 96	4	12.31		0.200				
7	549	Robyn ZAMMIT	MLT	25 Aug 97	5	12.66		0.214				





RESULTS
100 Metres Girls - Round 1

Heat 8 **8** 10 July 2013 START TIME 19:01 TEMPERATURE 27° C HUMIDITY 39 % WIND -1.0 m/s

PLACE	BIB	NAME	COUNTRY	DATE of BIRTH	LANE	RESULT	REACTION	Fn
1	655	Kristina SIVKOVA	RUS	28 Feb 97	7	11.78 Q	0.297	
2	661	Veronica Shanti PEREIRA	SIN	20 Sep 96	8	11.89 Q	PB 0.217	
3	469	Saqukine CAMERON	JAM	21 Aug 96	3	11.90 q	0.184	
4	171	Mirna DA SILVA	BRA	06 Jan 97	4	12.02 q	PB 0.185	
5	186	Natasha BROWN	CAN	10 Apr 96	6	12.08	0.181	
6	586	Gabriela DELGADO	PER	09 Feb 96	2	12.57	0.267	
7	116	Aldana PUCHARCOS	ARG	03 May 96	1	12.80	0.158	
8	110	Cristina LLOVERA	AND	01 Oct 96	5	12.92	0.188	

ALL-TIME TOP LIST				SEASON TOP LIST			
RESULT	NAME	Venue	DATE	RESULT	NAME	Venue	DATE
11.13	Chandra CHEESEBOROUGH (USA)	Eugene, OR	21 Jun 76	11.30	Ángela TENORIO (ECU)	Quito	29 Jun 13
11.14	Marion JONES (USA)	Norwalk, CA	6 Jun 92	11.35	Irène EKELUND (SWE)	Kil	8 Jun 13
11.14	Angela WILLIAMS (USA)	Edwardsville, IL	21 Jun 97	11.39	Ariana WASHINGTON (USA)	Clovis, CA	1 Jun 13
11.16	Gabrielle MAYO (USA)	Indianapolis, IN	22 Jun 06	11.41	Alleandra WATT (USA)	Denver, CO	1 Jun 13
11.17	Wendy VEREEN (USA)	Colorado Springs, CO	3 Jul 83	11.45	Ky WESTBROOK (USA)	Mesa, AZ	11 May 13
11.20	Raelene BOYLE (AUS)	Ciudad de México	15 Oct 68	11.50	Shayna YON (USA)	Albuquerque, NM	8 Jun 13
11.24	Jeneba TARMOH (USA)	Indianapolis, IN	22 Jun 06	11.54	Kaylin WHITNEY (USA)	Gainesville, FL	5 Apr 13
11.24	Jodie WILLIAMS (GBR)	Bedford, GBR	31 May 10	11.55	Krystal SPARLING (USA)	Miramar, FL	17 Apr 13
11.26	Grit BREUER (GDR)	Dresden	30 Jun 89	11.55	Ewa SWOBODA (POL)	Bydgoszcz	8 Jun 13
11.26	Bianca KNIGHT (USA)	Indianapolis, IN	22 Jun 06	11.56	Shauna HELPS (JAM)	Kingston (NS), JAM	15 Mar 13



SUMMARY




100 Metres Girls - Round 1

First 2 in each heat (Q) and the next 8 fastest (q) advance to the Semi-Final

	RESULT	NAME	COUNTRY	AGE	DATE	VENUE
World Youth Best Perf.	11.13	Chandra CHEESEBOROUGH	USA	17	21 Jun 1976	Eugene, OR
Championships Record	11.31	Jessica ONYEPUNUKA	USA	17	11 Jul 2003	Sherbrooke
World Youth Leading	11.30	Ángela TENORIO	ECU	17	29 Jun 2013	Quito

10 July 2013

RANK	PLACE	HEAT	BIB	NAME	COUNTRY	DATE of BIRTH	RESULT	WIND
1	1	6	783	Ariana WASHINGTON	USA	27 Aug 96	11.52 Q	-1.9 m/s
2	1	4	280	Ángela TENORIO	ECU	27 Jan 96	11.56 Q	1.5 m/s
3	1	7	782	Ky WESTBROOK	USA	25 Feb 96	11.59 Q	-0.1 m/s
4	1	5	699	Iréne EKELUND	SWE	08 Mar 97	11.61 Q	-0.8 m/s
5	2	4	411	Dutee CHAND	IND	03 Feb 96	11.62 Q	PB 1.5 m/s
6	2	5	635	Tamzin THOMAS	RSA	06 Oct 97	11.69 Q	PB -0.8 m/s
7	1	2	602	Ewa SWOBODA	POL	26 Jul 97	11.72 Q	-0.7 m/s
8	3	4	543	Cecilia TAMAYO	MEX	04 Mar 97	11.76 q	PB 1.5 m/s
9	1	8	655	Kristina SIVKOVA	RUS	28 Feb 97	11.78 Q	-1.0 m/s
10	1	3	380	Jessie MADUKA	GER	23 Apr 96	11.83 Q	-1.1 m/s
11	2	8	661	Veronica Shanti PEREIRA	SIN	20 Sep 96	11.89 Q	PB -1.0 m/s
11	3	5	552	Adewumi Deborah ADEWALE	NGR	18 Apr 97	11.89 q	-0.8 m/s
13	3	8	469	Saoukine CAMERON	JAM	21 Aug 96	11.90 q	-1.0 m/s
14	2	3	292	Ingrid ANDRÉS	ESP	10 Jan 97	11.92 Q	PB -1.1 m/s
14	4	5	577	Zoe HOBBS	NZL	11 Sep 97	11.92 q	PB -0.8 m/s
16	2	6	138	Jenae AMBROSE	BAH	29 Dec 97	11.99 Q	-1.9 m/s
17	3	3	168	Vitoria Cristina ROSA	BRA	12 Jan 96	12.00 q	-1.1 m/s
18	4	8	171	Mirna DA SILVA	BRA	06 Jan 97	12.02 q	PB -1.0 m/s
19	3	6	214	Manqi GE	CHN	13 Oct 97	12.05 q	-1.9 m/s
19	4	4	187	Leya BUCHANAN	CAN	17 Aug 96	12.05 q	1.5 m/s
21	4	3	524	Tiffany TSHILUMBA	LUX	28 Oct 96	12.08	-1.1 m/s
21	5	8	186	Natasha BROWN	CAN	10 Apr 96	12.08	-1.0 m/s
23	2	7	261	Veronika PALICKOVÁ	CZE	01 May 97	12.10 Q	-0.1 m/s
23	3	7	463	Taylor HILL	IVB	02 Feb 96	12.10	-0.1 m/s
25	1	1	435	Annalisa SPADOTTO SCOTT	ITA	09 Mar 96	12.12 Q	-0.6 m/s
25	2	2	426	Julia Viktoria CALLIARI	ITA	27 Apr 97	12.12 Q	PB -0.7 m/s
27	2	1	476	Jonielle SMITH	JAM	30 Jan 96	12.13 Q	-0.6 m/s
27	4	7	115	Noeli Anahí MARTÍNEZ	ARG	20 Jan 96	12.13	PB -0.1 m/s
29	3	2	464	Nelda HUGGINS	IVB	02 Feb 97	12.15	-0.7 m/s
30	5	4	666	Kaja DEBEVEC	SLO	14 Aug 96	12.16	SB 1.5 m/s
30	5	7	399	Melinda FERENCZI	HUN	12 Oct 97	12.16	-0.1 m/s
32	4	6	151	Taahira BUTTERFIELD	BER	05 Oct 96	12.19	-1.9 m/s
33	6	7	269	Annelouise JENSEN	DEN	21 Nov 96	12.31	-0.1 m/s
34	4	2	537	Mariana GONZÁLEZ	MEX	30 Oct 96	12.32	-0.7 m/s
35	5	3	722	Yudum ILIKSIZ	TUR	22 Feb 97	12.35	-1.1 m/s
36	5	5	744	Alina KALISTRATOVA	UKR	06 Nov 96	12.36	-0.8 m/s
37	3	1	709	Kayelle CLARKE	TRI	28 Feb 96	12.40	-0.6 m/s
38	6	5	313	Õilme VÕRO	EST	02 Jan 96	12.45	PB -0.8 m/s
39	6	4	605	Sofia DUARTE	POR	07 Nov 96	12.47	1.5 m/s
40	4	1	153	Ivana MACANOVIC	BIH	26 Aug 97	12.48	-0.6 m/s
41	5	6	104	Zouaouia BERHIL	ALG	16 May 96	12.49	-1.9 m/s




SUMMARY
100 Metres Girls - Round 1

10 July 2013

RANK	PLACE	HEAT	BIB	NAME	COUNTRY	DATE of BIRTH	RESULT	WIND
42	7	4	397	Ka Lam LO	HKG	02 Apr 96	12.51	1.5 m/s
43	6	6	753	Oleksandra ROMANYUK	UKR	22 Jul 96	12.52	-1.9 m/s
43	7	6	513	Anna Paula AUZINA	LAT	14 Feb 96	12.52	-1.9 m/s
45	8	4	421	Kayla KING	ISV	27 Jun 96	12.53	1.5 m/s
46	5	1	489	Mizuki NAKAMURA	JPN	22 Mar 96	12.55	-0.6 m/s
47	6	1	664	Chloe WILLIAMS	SKN	09 Feb 96	12.57	-0.6 m/s
47	6	8	586	Gabriela DELGADO	PER	09 Feb 96	12.57	-1.0 m/s
49	5	2	139	Makeya WHITE	BAH	19 May 96	12.61	-0.7 m/s
50	7	7	549	Robyn ZAMMIT	MLT	25 Aug 97	12.66	-0.1 m/s
51	6	3	681	Zorana BARJAKTAROVIC	SRB	02 Mar 96	12.78	-1.1 m/s
52	7	8	116	Aldana PUCHARCOS	ARG	03 May 96	12.80	-1.0 m/s
53	6	2	798	Mzinde RUVARASHE	ZIM	25 Feb 96	12.85	-0.7 m/s
54	8	8	110	Cristina LLOVERA	AND	01 Oct 96	12.92	-1.0 m/s
55	7	2	660	Brigitte BANGOURA	SEN	12 May 97	12.97	PB -0.7 m/s
56	8	2	395	Raquel WALKER	GUM	28 Jul 97	13.03	-0.7 m/s
57	7	1	117	Kristina GABRIELIAN	ARM	14 Mar 97	13.15	-0.6 m/s
58	7	3	548	Aminata KEITA	MLI	10 Jun 96	13.27	PB -1.1 m/s
59	8	3	680	Melissa MICHELOTTI	SMR	28 Oct 96	13.58	-1.1 m/s
		1	571	Vashti AGEGE	NRU	13 Feb 96	DQ	-0.6 m/s
		5	222	Xuan WANG	CHN	16 Jul 97	DNS	-0.8 m/s

ALL-TIME TOP LIST				SEASON TOP LIST			
RESULT	NAME	Venue	DATE	RESULT	NAME	Venue	DATE
11.13	Chandra CHEESEBOROUGH (USA)	Eugene, OR	21 Jun 76	11.30	Ángela TENORIO (ECU)	Quito	29 Jun 13
11.14	Marion JONES (USA)	Norwalk, CA	6 Jun 92	11.35	Irène EKELUND (SWE)	Kil	8 Jun 13
11.14	Angela WILLIAMS (USA)	Edwardsville, IL	21 Jun 97	11.39	Ariana WASHINGTON (USA)	Clovis, CA	1 Jun 13
11.16	Gabrielle MAYO (USA)	Indianapolis, IN	22 Jun 06	11.41	Alleandra WATT (USA)	Denver, CO	1 Jun 13
11.17	Wendy VEREEN (USA)	Colorado Springs, CO	3 Jul 83	11.45	Ky WESTBROOK (USA)	Mesa, AZ	11 May 13
11.20	Raelene BOYLE (AUS)	Ciudad de México	15 Oct 68	11.50	Shayna YON (USA)	Albuquerque, NM	8 Jun 13
11.24	Jeneba TARMOH (USA)	Indianapolis, IN	22 Jun 06	11.54	Kaylin WHITNEY (USA)	Gainesville, FL	5 Apr 13
11.24	Jodie WILLIAMS (GBR)	Bedford, GBR	31 May 10	11.55	Krystal SPARLING (USA)	Miramar, FL	17 Apr 13
11.26	Grit BREUER (GDR)	Dresden	30 Jun 89	11.55	Ewa SWOBODA (POL)	Bydgoszcz	8 Jun 13
11.26	Bianca KNIGHT (USA)	Indianapolis, IN	22 Jun 06	11.56	Shauna HELPS (JAM)	Kingston (NS), JAM	15 Mar 13





RESULTS



100 Metres Girls - Semi-Final

First 2 in each heat (Q) and the next 2 fastest (q) advance to the Final

	RESULT	NAME	COUNTRY	AGE	DATE	VENUE
World Youth Best Perf.	11.13	Chandra CHEESEBOROUGH	USA	17	21 Jun 1976	Eugene, OR
Championships Record	11.31	Jessica ONYEPUNUKA	USA	17	11 Jul 2003	Sherbrooke
World Youth Leading	11.30	Ángela TENORIO	ECU	17	29 Jun 2013	Quito

HEAT	DATE	START TIME	TEMPERATURE	HUMIDITY	WIND
Heat 1	11 July 2013	17:50	26° C	39 %	0.2 m/s

PLACE	BIB	NAME	COUNTRY	DATE of BIRTH	LANE	RESULT	REACTION	Fn
1	783	Ariana WASHINGTON	USA	27 Aug 96	5	11.48 Q	0.153	
2	655	Kristina SIVKOVA	RUS	28 Feb 97	6	11.70 Q	0.187	
3	380	Jessie MADUKA	GER	23 Apr 96	3	11.77 q	0.161	
4	469	Saqukine CAMERON	JAM	21 Aug 96	1	11.83	0.156	
5	292	Ingrid ANDRÉS	ESP	10 Jan 97	4	11.89	PB 0.194	
6	552	Adewumi Deborah ADEWALE	NGR	18 Apr 97	7	11.98	0.168	
7	138	Jenae AMBROSE	BAH	29 Dec 97	8	12.02	0.131	
8	187	Leya BUCHANAN	CAN	17 Aug 96	2	12.29	0.180	


HEAT	DATE	START TIME	TEMPERATURE	HUMIDITY	WIND
Heat 2	11 July 2013	17:57	26° C	39 %	-0.3 m/s

PLACE	BIB	NAME	COUNTRY	DATE of BIRTH	LANE	RESULT	REACTION	Fn
1	280	Ángela TENORIO	ECU	27 Jan 96	3	11.51 Q	0.186	
2	602	Ewa SWOBODA	POL	26 Jul 97	5	11.71 Q	0.163	
3	543	Cecilia TAMAYO	MEX	04 Mar 97	8	11.86	0.172	
4	661	Veronica Shanti PEREIRA	SIN	20 Sep 96	4	11.96	0.185	
5	577	Zoe HOBBS	NZL	11 Sep 97	2	11.97	0.163	
6	171	Mirna DA SILVA	BRA	06 Jan 97	1	11.99	PB 0.176	
7	435	Annalisa SPADOTTO SCOTT	ITA	09 Mar 96	6	12.11	0.171	
8	261	Veronika PALICKOVÁ	CZE	01 May 97	7	12.12	0.166	

HEAT	DATE	START TIME	TEMPERATURE	HUMIDITY	WIND
Heat 3	11 July 2013	18:04	26° C	39 %	-1.8 m/s

PLACE	BIB	NAME	COUNTRY	DATE of BIRTH	LANE	RESULT	REACTION	Fn
1	782	Ky WESTBROOK	USA	25 Feb 96	4	11.52 Q	0.163	
2	699	Irène EKELUND	SWE	08 Mar 97	5	11.55 Q	0.170	
3	411	Dutee CHAND	IND	03 Feb 96	6	11.72 q	0.156	
4	635	Tamzin THOMAS	RSA	06 Oct 97	3	11.82	0.181	
5	168	Vitoria Cristina ROSA	BRA	12 Jan 96	1	11.98	0.173	
6	476	Jonielle SMITH	JAM	30 Jan 96	7	12.01	0.161	
7	214	Manqi GE	CHN	13 Oct 97	2	12.08	0.147	
8	426	Julia Viktoria CALLIARI	ITA	27 Apr 97	8	12.18	0.145	





RESULTS
100 Metres Girls - Semi-Final

ALL-TIME TOP LIST				SEASON TOP LIST			
RESULT	NAME	Venue	DATE	RESULT	NAME	Venue	DATE
11.13	Chandra CHEESEBOROUGH (USA)	Eugene, OR	21 Jun 76	11.30	Ángela TENORIO (ECU)	Quito	29 Jun 13
11.14	Marion JONES (USA)	Norwalk, CA	6 Jun 92	11.35	Irène EKELUND (SWE)	Kil	8 Jun 13
11.14	Angela WILLIAMS (USA)	Edwardsville, IL	21 Jun 97	11.39	Ariana WASHINGTON (USA)	Clovis, CA	1 Jun 13
11.16	Gabrielle MAYO (USA)	Indianapolis, IN	22 Jun 06	11.41	Alleandra WATT (USA)	Denver, CO	1 Jun 13
11.17	Wendy VEREEN (USA)	Colorado Springs, CO	3 Jul 83	11.45	Ky WESTBROOK (USA)	Mesa, AZ	11 May 13
11.20	Raelene BOYLE (AUS)	Ciudad de México	15 Oct 68	11.50	Shayna YON (USA)	Albuquerque, NM	8 Jun 13
11.24	Jeneba TARMOH (USA)	Indianapolis, IN	22 Jun 06	11.54	Kaylin WHITNEY (USA)	Gainesville, FL	5 Apr 13
11.24	Jodie WILLIAMS (GBR)	Bedford, GBR	31 May 10	11.55	Krystal SPARLING (USA)	Miramar, FL	17 Apr 13
11.26	Grit BREUER (GDR)	Dresden	30 Jun 89	11.55	Ewa SWOBODA (POL)	Bydgoszcz	8 Jun 13
11.26	Bianca KNIGHT (USA)	Indianapolis, IN	22 Jun 06	11.56	Shauna HELPS (JAM)	Kingston (NS), JAM	15 Mar 13



SUMMARY



100 Metres Girls - Semi-Final

First 2 in each heat (Q) and the next 2 fastest (q) advance to the Final


	RESULT	NAME	COUNTRY	AGE	DATE	VENUE
World Youth Best Perf.	11.13	Chandra CHEESEBOROUGH	USA	17	21 Jun 1976	Eugene, OR
Championships Record	11.31	Jessica ONYEPUNUKA	USA	17	11 Jul 2003	Sherbrooke
World Youth Leading	11.30	Ángela TENORIO	ECU	17	29 Jun 2013	Quito

11 July 2013

RANK	PLACE	HEAT	BIB	NAME	COUNTRY	DATE of BIRTH	RESULT	WIND
1	1	1	783	Ariana WASHINGTON	USA	27 Aug 96	11.48 Q	0.2 m/s
2	1	2	280	Ángela TENORIO	ECU	27 Jan 96	11.51 Q	-0.3 m/s
3	1	3	782	Ky WESTBROOK	USA	25 Feb 96	11.52 Q	-1.8 m/s
4	2	3	699	Irène EKELUND	SWE	08 Mar 97	11.55 Q	-1.8 m/s
5	2	1	655	Kristina SIVKOVA	RUS	28 Feb 97	11.70 Q	0.2 m/s
6	2	2	602	Ewa SWOBODA	POL	26 Jul 97	11.71 Q	-0.3 m/s
7	3	3	411	Dutee CHAND	IND	03 Feb 96	11.72 q	-1.8 m/s
8	3	1	380	Jessie MADUKA	GER	23 Apr 96	11.77 q	0.2 m/s
9	4	3	635	Tamzin THOMAS	RSA	06 Oct 97	11.82	-1.8 m/s
10	4	1	469	Saquikine CAMERON	JAM	21 Aug 96	11.83	0.2 m/s
11	3	2	543	Cecilia TAMAYO	MEX	04 Mar 97	11.86	-0.3 m/s
12	5	1	292	Ingrid ANDRÉS	ESP	10 Jan 97	11.89	PB 0.2 m/s
13	4	2	661	Veronica Shanti PEREIRA	SIN	20 Sep 96	11.96	-0.3 m/s
14	5	2	577	Zoe HOBBS	NZL	11 Sep 97	11.97	-0.3 m/s
15	5	3	168	Vitoria Cristina ROSA	BRA	12 Jan 96	11.98	-1.8 m/s
15	6	1	552	Adewumi Deborah ADEWALE	NGR	18 Apr 97	11.98	0.2 m/s
17	6	2	171	Mirna DA SILVA	BRA	06 Jan 97	11.99	PB -0.3 m/s
18	6	3	476	Jonielle SMITH	JAM	30 Jan 96	12.01	-1.8 m/s
19	7	1	138	Jenae AMBROSE	BAH	29 Dec 97	12.02	0.2 m/s
20	7	3	214	Manqi GE	CHN	13 Oct 97	12.08	-1.8 m/s
21	7	2	435	Annalisa SPADOTTO SCOTT	ITA	09 Mar 96	12.11	-0.3 m/s
22	8	2	261	Veronika PALICKOVÁ	CZE	01 May 97	12.12	-0.3 m/s
23	8	3	426	Julia Viktoria CALLIARI	ITA	27 Apr 97	12.18	-1.8 m/s
24	8	1	187	Leya BUCHANAN	CAN	17 Aug 96	12.29	0.2 m/s

ALL-TIME TOP LIST				SEASON TOP LIST			
RESULT	NAME	Venue	DATE	RESULT	NAME	Venue	DATE
11.13	Chandra CHEESEBOROUGH (USA)	Eugene, OR	21 Jun 76	11.30	Ángela TENORIO (ECU)	Quito	29 Jun 13
11.14	Marion JONES (USA)	Norwalk, CA	6 Jun 92	11.35	Irène EKELUND (SWE)	Kil	8 Jun 13
11.14	Angela WILLIAMS (USA)	Edwardsville, IL	21 Jun 97	11.39	Ariana WASHINGTON (USA)	Clovis, CA	1 Jun 13
11.16	Gabrielle MAYO (USA)	Indianapolis, IN	22 Jun 06	11.41	Alleandra WATT (USA)	Denver, CO	1 Jun 13
11.17	Wendy VEREEN (USA)	Colorado Springs, CO	3 Jul 83	11.45	Ky WESTBROOK (USA)	Mesa, AZ	11 May 13
11.20	Raelene BOYLE (AUS)	Ciudad de México	15 Oct 68	11.50	Shayna YON (USA)	Albuquerque, NM	8 Jun 13
11.24	Jeneba TARMOH (USA)	Indianapolis, IN	22 Jun 06	11.54	Kaylin WHITNEY (USA)	Gainesville, FL	5 Apr 13
11.24	Jodie WILLIAMS (GBR)	Bedford, GBR	31 May 10	11.55	Krystal SPARLING (USA)	Miramar, FL	17 Apr 13
11.26	Grit BREUER (GDR)	Dresden	30 Jun 89	11.55	Ewa SWOBODA (POL)	Bydgoszcz	8 Jun 13
11.26	Bianca KNIGHT (USA)	Indianapolis, IN	22 Jun 06	11.56	Shauna HELPS (JAM)	Kingston (NS), JAM	15 Mar 13





RESULTS




100 Metres Girls - Final

	RESULT	NAME	COUNTRY	AGE	DATE	VENUE
World Youth Best Perf.	11.13	Chandra CHEESEBOROUGH	USA	17	21 Jun 1976	Eugene, OR
Championships Record	11.31	Jessica ONYEPUNUKA	USA	17	11 Jul 2003	Sherbrooke
World Youth Leading	11.30	Ángela TENORIO	ECU	17	29 Jun 2013	Quito

	START TIME	TEMPERATURE	HUMIDITY	WIND
Final 11 July 2013	20:05	25° C	51 %	-0.8 m/s

PLACE	BIB	NAME	COUNTRY	DATE OF BIRTH	LANE	RESULT	REACTION	Fn
1	782	Ky WESTBROOK	USA	25 Feb 96	4	11.33	PB 0.159	
2	783	Ariana WASHINGTON	USA	27 Aug 96	6	11.40	0.158	
3	280	Ángela TENORIO	ECU	27 Jan 96	3	11.41	0.174	
4	602	Ewa SWOBODA	POL	26 Jul 97	7	11.61	0.155	
5	699	Irène EKELUND	SWE	08 Mar 97	5	11.62	0.164	
6	411	Dutee CHAND	IND	03 Feb 96	2	11.71	0.167	
7	380	Jessie MADUKA	GER	23 Apr 96	1	11.84	0.158	
8	655	Kristina SIVKOVA	RUS	28 Feb 97	8	28.87	0.215	

ALL-TIME TOP LIST				SEASON TOP LIST			
RESULT	NAME	Venue	DATE	RESULT	NAME	Venue	DATE
11.13	Chandra CHEESEBOROUGH (USA)	Eugene, OR	21 Jun 76	11.30	Ángela TENORIO (ECU)	Quito	29 Jun 13
11.14	Marion JONES (USA)	Norwalk, CA	6 Jun 92	11.33	Ky WESTBROOK (USA)	Donetsk	11 Jul 13
11.14	Angela WILLIAMS (USA)	Edwardsville, IL	21 Jun 97	11.35	Irène EKELUND (SWE)	Kil	8 Jun 13
11.16	Gabrielle MAYO (USA)	Indianapolis, IN	22 Jun 06	11.39	Ariana WASHINGTON (USA)	Clovis, CA	1 Jun 13
11.17	Wendy VEREEN (USA)	Colorado Springs, CO	3 Jul 83	11.41	Alleandra WATT (USA)	Denver, CO	1 Jun 13
11.20	Raelene BOYLE (AUS)	Ciudad de México	15 Oct 68	11.50	Shayna YON (USA)	Albuquerque, NM	8 Jun 13
11.24	Jeneba TARMOH (USA)	Indianapolis, IN	22 Jun 06	11.54	Kaylin WHITNEY (USA)	Gainesville, FL	5 Apr 13
11.24	Jodie WILLIAMS (GBR)	Bedford, GBR	31 May 10	11.55	Krystal SPARLING (USA)	Miramar, FL	17 Apr 13
11.26	Grit BREUER (GDR)	Dresden	30 Jun 89	11.55	Ewa SWOBODA (POL)	Bydgoszcz	8 Jun 13
11.26	Bianca KNIGHT (USA)	Indianapolis, IN	22 Jun 06	11.56	Shauna HELPS (JAM)	Kingston (NS), JAM	15 Mar 13



RESULTS

Shot Put (3Kg) Girls - Qualification

With qualifying standard of 16.00 (Q) or at least the 12 best performers (q) advance to the Final




	RESULT	NAME	COUNTRY	AGE	DATE	VENUE
World Youth Best Perf.	20.52	Corrie DE BRUIN	NED	17	13 Jun 1993	Assen
Championships Record	19.18	Emel DERELI	TUR	17	11 Jul 2013	Donetsk
World Youth Leading	19.99	Emel DERELI	TUR	17	8 Jun 2013	Eskisehir

Group A	11 July 2013	START TIME	09:16	TEMPERATURE	23° C	HUMIDITY	53 %
		END TIME	10:45		23° C		53 %

PLACE	BIB	NAME	COUNTRY	DATE of BIRTH	ORDER	RESULT	1	2	3
1	719	Emel DERELI	TUR	25 Feb 96	5	19.18 Q CR	19.18		
2	384	Anika NEHLS	GER	15 Apr 97	17	16.60 Q	15.53	16.60	
3	642	Elena BEZRUCHENKO	RUS	23 Jul 96	11	16.08 Q	16.08		
4	772	Lena GIGER	USA	07 Jun 96	27	15.84 q	15.84	15.02	14.71
5	179	Noora Salem JASIM	BRN	27 Nov 96	20	15.78 q PB	12.86	13.48	15.78
6	597	Katarzyna HNATIUK	POL	02 Apr 96	1	15.75 q	14.66	14.27	15.75
7	470	Rochelle FRAZER	JAM	27 Jun 96	23	15.72 q	13.93	15.72	13.92
8	625	Wanzél BREYTENBACH	RSA	26 Apr 96	6	15.71 PB	15.71	X	14.28
9	795	Yohana VARGAS	VEN	07 Aug 96	22	15.52	14.92	15.52	15.40
10	223	Yannan QI	CHN	24 Jun 96	19	15.40	14.87	15.40	15.39
11	134	Djenéba TOURE	AUT	08 Apr 96	25	15.22	14.95	15.04	15.22
12	747	Kateryna KOSENKO	UKR	04 Mar 97	3	15.11	15.11	12.19	X
13	703	Sara LENNMAN	SWE	08 Apr 96	12	15.02	14.34	X	15.02
14	712	Portious WARREN	TRI	02 Mar 96	13	14.90 PB	14.90	X	13.56
15	508	Yusun JEONG	KOR	19 Dec 97	8	14.49	14.49	X	X
16	285	Ginger QUINTERO	ECU	03 May 97	18	14.17	13.52	14.17	13.42
17	286	Amira KHALED MAHMOUD	EGY	07 Feb 97	15	14.02	13.38	14.02	13.73
18	128	Paletina LEMI	AUS	10 Jan 96	26	13.93	13.38	13.93	X
19	210	Taylor STUTELY	CAN	18 Jul 96	4	13.89	13.89	13.18	12.91
20	312	Monica VAINOLA	EST	19 Feb 96	7	13.78	13.29	13.78	X
21	425	Claudia BERTOLETTI	ITA	25 Jul 96	16	13.71	X	12.68	13.71
22	667	Veronika DOMJAN	SLO	03 Sep 96	28	13.50	13.25	13.50	12.81
23	785	Vera KOVALKOVA	UZB	12 Apr 96	2	13.41	13.07	12.92	13.41
24	145	Brashe WOOD	BAH	11 Feb 97	14	13.27	13.22	13.27	13.09
25	621	Dana Ioana VOICU	ROU	03 Aug 97	10	12.99	X	12.59	12.99
26	418	Ásgerdur Jana ÁGÚTSDÓTTIR	ISL	01 Dec 96	24	12.99	12.27	12.99	12.32
27	538	Ana Karen GUERRERO	MEX	09 Aug 96	9	12.67	12.08	12.67	12.44
28	499	Sabina POTAPOVA	KAZ	10 Mar 96	21	12.64	X	12.36	12.64





RESULTS
Shot Put (3Kg) Girls - Qualification

Group B

11 July 2013

START TIME 09:16
END TIME 10:41

TEMPERATURE
23° C
23° C

HUMIDITY
53 %
53 %

PLACE	BIB	NAME	COUNTRY	DATE of BIRTH	ORDER	RESULT		1	2	3
1	643	Alëna BUGAKOVA	RUS	24 Apr 97	2	17.32 Q		17.32		
2	764	Ashlie BLAKE	USA	07 Jun 96	3	16.85 Q		16.85		
3	599	Klaudia KARDASZ	POL	02 May 96	5	16.72 Q		15.43	16.72	
4	372	Alina KENZEL	GER	10 Aug 97	14	16.33 Q		16.33		
5	354	Adele Mia NICOLL	GBR	28 Sep 96	11	15.80 q		15.42	15.01	15.80
6	219	Hui LU	CHN	04 Dec 96	4	15.47		15.06	15.37	15.47
7	613	Lenuta BURUEANA	ROU	29 Apr 96	12	15.36		X	15.27	15.36
8	555	Judith Anulika ANIEFUNA	NGR	19 May 96	16	15.09	PB	15.09	15.03	14.90
9	665	Manca AVBELJ	SLO	19 Oct 96	27	14.96		14.96	14.79	X
10	124	Yasenaca DENICAUCAU	AUS	13 Jan 96	24	14.93		14.83	14.84	14.93
11	732	Anastasiya CHAPAYEVA	UKR	22 Mar 96	10	14.88		14.32	X	14.88
12	710	Chelsea JAMES	TRI	16 Sep 97	21	14.86	PB	14.86	13.58	13.19
13	137	Bettina WEBER	AUT	08 Oct 96	15	14.82		X	X	14.82
14	640	Monique WAGNER	RSA	05 Feb 97	6	14.79		X	X	14.79
15	199	Obeng MARFO	CAN	11 Apr 96	20	14.67		13.49	13.50	14.67
16	412	Meghana Balakrishna DEVANGA	IND	22 Mar 97	19	14.40	PB	14.40	13.38	14.05
17	423	Marta BARUFFINI	ITA	26 Apr 97	8	14.21	PB	14.21	12.53	13.77
18	540	Sylvia LUVIANO	MEX	06 Feb 96	13	14.20		14.11	14.20	13.91
19	496	Evelina KLIMENKO	KAZ	11 Dec 96	28	14.07		13.65	13.72	14.07
20	467	Isheka BINNS	JAM	09 Jan 96	22	13.93		12.33	X	13.93
21	298	Paula FERRÁNDIZ	ESP	04 Jan 96	25	13.71		X	X	13.71
22	417	Fiona TUIITE	IRL	27 Dec 96	17	13.59		13.49	13.59	13.03
23	180	Anna CHIPRIYANOVA	BUL	18 Jan 96	23	13.51		13.46	X	13.51
24	511	Soyi LEE	KOR	07 Mar 96	18	13.17		13.17	X	X
25	787	Anastasiya MASTERNAK	UZB	04 Jul 96	7	13.12		13.04	12.80	13.12
26	462	Trevia GUMBS	IVB	27 Sep 96	9	13.07	SB	X	X	13.07
27	250	Ivana MUŽARIC	CRO	09 Jun 96	26	12.50		12.50	X	X
	702	Agnes LARSSON	SWE	04 Jul 97	1	NM		X	X	X

ALL-TIME TOP LIST				SEASON TOP LIST			
RESULT	NAME	Venue	DATE	RESULT	NAME	Venue	DATE
20.52	Corrie DE BRUIN (NED)	Assen	13 Jun 93	19.99	Emel DERELI (TUR)	Eskisehir	8 Jun 13
19.99	Emel DERELI (TUR)	Eskisehir	8 Jun 13	19.17	Alëna BUGAKOVA (RUS)	Chelyabinsk	21 Jun 13
19.17	Alëna BUGAKOVA (RUS)	Chelyabinsk	21 Jun 13	17.97	Ashlie BLAKE (USA)	Edwardsville, IL	26 Jun 13
19.12	Melissa BOEKELMAN (NED)	Bergen op Zoom	1 Jul 06	17.74	Anika NEHLS (GER)	Neubrandenburg	8 Jun 13
18.83	Tianqian GUO (CHN)	Yantai	13 Jul 12	17.32	Alina KENZEL (GER)	Regensburg	30 Jun 13
18.10	Marika TULINIEMI (FIN)	Bruqae	90	17.18	Linying WEI (CHN)	Sokolov	23 Jun 13
18.03	Chunhua QIAN (CHN)	Nicosia	94	17.18	Lena GIGER (USA)	Edwardsville, IL	26 Jun 13
17.97	Ashlie BLAKE (USA)	Edwardsville, IL	26 Jun 13	17.12	Klaudia KARDASZ (POL)	Slubice	9 Jun 13
17.80	Claudia VILLENEUVE (FRA)	Tours	4 Jun 00	16.98	Maria Fernanda OROZCO (MEX)	Bahia Banderas	5 Apr 13
17.74	Anika NEHLS (GER)	Neubrandenburg	8 Jun 13	16.88	Yannan QI (CHN)	Weifang	12 Apr 13



SUMMARY



Shot Put (3Kg) Girls - Qualification

With qualifying standard of 16.00 (Q) or at least the 12 best performers (q) advance to the Final

	RESULT	NAME	COUNTRY	AGE	DATE	VENUE
World Youth Best Perf.	20.52	Corrie DE BRUIN	NED	17	13 Jun 1993	Assen
Championships Record	19.18	Emel DERELI	TUR	17	11 Jul 2013	Donetsk
World Youth Leading	19.99	Emel DERELI	TUR	17	8 Jun 2013	Eskisehir

11 July 2013

RANK	PLACE	GROUP	BIB	NAME	COUNTRY	DATE of BIRTH	RESULT	
1	1	A	719	Emel DERELI	TUR	25 Feb 96	19.18 Q	CR
2	1	B	643	Alëna BUGAKOVA	RUS	24 Apr 97	17.32 Q	
3	2	B	764	Ashlie BLAKE	USA	07 Jun 96	16.85 Q	
4	3	B	599	Kludia KARDASZ	POL	02 May 96	16.72 Q	
5	2	A	384	Anika NEHLS	GER	15 Apr 97	16.60 Q	
6	4	B	372	Alina KENZEL	GER	10 Aug 97	16.33 Q	
7	3	A	642	Elena BEZRUCHENKO	RUS	23 Jul 96	16.08 Q	
8	4	A	772	Lena GIGER	USA	07 Jun 96	15.84 q	
9	5	B	354	Adele Mia NICOLL	GBR	28 Sep 96	15.80 q	
10	5	A	179	Noora Salem JASIM	BRN	27 Nov 96	15.78 q	PB
11	6	A	597	Katarzyna HNATIUK	POL	02 Apr 96	15.75 q	
12	7	A	470	Rochelle FRAZER	JAM	27 Jun 96	15.72 q	
13	8	A	625	Wanzél BREYTENBACH	RSA	26 Apr 96	15.71	PB
14	9	A	795	Yohana VARGAS	VEN	07 Aug 96	15.52	
15	6	B	219	Hui LU	CHN	04 Dec 96	15.47	
16	10	A	223	Yannan QI	CHN	24 Jun 96	15.40	
17	7	B	613	Lenuta BURUEANA	ROU	29 Apr 96	15.36	
18	11	A	134	Djenéba TOURE	AUT	08 Apr 96	15.22	
19	12	A	747	Kateryna KOSENKO	UKR	04 Mar 97	15.11	
20	8	B	555	Judith Anulika ANIEFUNA	NGR	19 May 96	15.09	PB
21	13	A	703	Sara LENNMAN	SWE	08 Apr 96	15.02	
22	9	B	665	Manca AVBELJ	SLO	19 Oct 96	14.96	
23	10	B	124	Yasenaca DENICAUCAU	AUS	13 Jan 96	14.93	
24	14	A	712	Portious WARREN	TRI	02 Mar 96	14.90	PB
25	11	B	732	Anastasiya CHAPAYEVA	UKR	22 Mar 96	14.88	
26	12	B	710	Chelsea JAMES	TRI	16 Sep 97	14.86	PB
27	13	B	137	Bettina WEBER	AUT	08 Oct 96	14.82	
28	14	B	640	Monique WAGNER	RSA	05 Feb 97	14.79	
29	15	B	199	Obeng MARFO	CAN	11 Apr 96	14.67	
30	15	A	508	Yusun JEONG	KOR	19 Dec 97	14.49	
31	16	B	412	Meghana Balakrishna DEVANGA	IND	22 Mar 97	14.40	PB
32	17	B	423	Marta BARUFFINI	ITA	26 Apr 97	14.21	PB
33	18	B	540	Sylvia LUVIANO	MEX	06 Feb 96	14.20	
34	16	A	285	Ginger QUINTERO	ECU	03 May 97	14.17	
35	19	B	496	Evelina KLIMENKO	KAZ	11 Dec 96	14.07	
36	17	A	286	Amira KHALED MAHMOUD	EGY	07 Feb 97	14.02	
37	18	A	128	Paletina LEMI	AUS	10 Jan 96	13.93	
38	20	B	467	Isheka BINNS	JAM	09 Jan 96	13.93	
39	19	A	210	Taylor STUTELY	CAN	18 Jul 96	13.89	
40	20	A	312	Monica VAINOLA	EST	19 Feb 96	13.78	
41	21	A	425	Claudia BERTOLETTI	ITA	25 Jul 96	13.71	




SUMMARY
Shot Put (3Kg) Girls - Qualification

11 July 2013

RANK	PLACE	GROUP	BIB	NAME	COUNTRY	DATE of BIRTH	RESULT
42	21	B	298	Paula FERRÁNDIZ	ESP	04 Jan 96	13.71
43	22	B	417	Fiona TUIITE	IRL	27 Dec 96	13.59
44	23	B	180	Anna CHIPRIYANOVA	BUL	18 Jan 96	13.51
45	22	A	667	Veronika DOMJAN	SLO	03 Sep 96	13.50
46	23	A	785	Vera KOVALKOVA	UZB	12 Apr 96	13.41
47	24	A	145	Brashe WOOD	BAH	11 Feb 97	13.27
48	24	B	511	Soyi LEE	KOR	07 Mar 96	13.17
49	25	B	787	Anastasiya MASTERNAK	UZB	04 Jul 96	13.12
50	26	B	462	Trevia GUMBS	IVB	27 Sep 96	13.07 SB
51	25	A	621	Dana Ioana VOICU	ROU	03 Aug 97	12.99
52	26	A	418	Ásgerdur Jana ÁGÚTSDÓTTIR	ISL	01 Dec 96	12.99
53	27	A	538	Ana Karen GUERRERO	MEX	09 Aug 96	12.67
54	28	A	499	Sabina POTAPOVA	KAZ	10 Mar 96	12.64
55	27	B	250	Ivana MUŽARIC	CRO	09 Jun 96	12.50
		B	702	Agnes LARSSON	SWE	04 Jul 97	NM

ALL-TIME TOP LIST				SEASON TOP LIST			
RESULT	NAME	Venue	DATE	RESULT	NAME	Venue	DATE
20.52	Corrie DE BRUIN (NED)	Assen	13 Jun 93	19.99	Emel DERELI (TUR)	Eskisehir	8 Jun 13
19.99	Emel DERELI (TUR)	Eskisehir	8 Jun 13	19.17	Alëna BUGAKOVA (RUS)	Chelyabinsk	21 Jun 13
19.17	Alëna BUGAKOVA (RUS)	Chelyabinsk	21 Jun 13	17.97	Ashlie BLAKE (USA)	Edwardsville, IL	26 Jun 13
19.12	Melissa BOEKELMAN (NED)	Berqen op Zoom	1 Jul 06	17.74	Anika NEHLS (GER)	Neubrandenburg	8 Jun 13
18.83	Tianqian GUO (CHN)	Yantai	13 Jul 12	17.32	Atina KENZEL (GER)	Regensburg	30 Jun 13
18.10	Marika TULINIEMI (FIN)	Bruqee	90	17.18	Linying WEI (CHN)	Sokolov	23 Jun 13
18.03	Chunhua QIAN (CHN)	Nicosia	94	17.18	Lena GIGER (USA)	Edwardsville, IL	26 Jun 13
17.97	Ashlie BLAKE (USA)	Edwardsville, IL	26 Jun 13	17.12	Kludia KARDASZ (POL)	Slubice	9 Jun 13
17.80	Claudia VILLENEUVE (FRA)	Tours	4 Jun 00	16.98	Maria Fernanda OROZCO (MEX)	Bahía Banderas	5 Apr 13
17.74	Anika NEHLS (GER)	Neubrandenburg	8 Jun 13	16.88	Yannan QI (CHN)	Weifang	12 Apr 13





RESULTS



Shot Put (3Kg) Girls - Final


	RESULT	NAME	COUNTRY	AGE	DATE	VENUE
World Youth Best Perf.	20.52	Corrie DE BRUIN	NED	17	13 Jun 1993	Assen
Championships Record	20.14	Emel DERELI	TUR	17	11 Jul 2013	Donetsk
World Youth Leading	20.14	Emel DERELI	TUR	17	11 Jul 2013	Donetsk

Final	11 July 2013	START TIME	17:45	TEMPERATURE	26° C	HUMIDITY	39 %
		END TIME	18:53		26° C		39 %

PLACE	BIB	NAME	COUNTRY	DATE of BIRTH	ORDER	RESULT		1	2	3	4	5	6
1	719	Emel DERELI	TUR	25 Feb 96	3	20.14	CR	20.14	X	18.96	X	X	-
2	643	Alëna BUGAKOVA	RUS	24 Apr 97	11	18.60		18.24	18.60	X	18.28	16.93	18.28
3	764	Ashlie BLAKE	USA	07 Jun 96	10	17.57		X	16.61	16.98	17.57	17.48	16.70
4	384	Anika NEHLS	GER	15 Apr 97	12	17.23		16.68	17.23	X	X	17.14	16.78
5	599	Kludia KARDASZ	POL	02 May 96	9	16.98		15.99	16.89	16.81	X	16.98	X
6	642	Elena BEZRUCHENKO	RUS	23 Jul 96	5	16.98		16.98	X	16.80	16.70	16.71	16.86
7	372	Alina KENZEL	GER	10 Aug 97	1	16.74		16.12	16.16	16.74	16.34	16.42	16.65
8	772	Lena GIGER	USA	07 Jun 96	6	16.52		16.49	15.32	16.52	16.40	16.29	15.67
9	179	Noora Salem JASIM	BRN	27 Nov 96	8	16.48	PB	15.92	15.08	16.48			
10	597	Katarzyna HNATIUK	POL	02 Apr 96	7	16.44		15.10	16.44	15.33			
11	354	Adele Mia NICOLL	GBR	28 Sep 96	4	15.93		15.56	15.72	15.93			
12	470	Rochelle FRAZER	JAM	27 Jun 96	2	14.46		13.65	14.46	13.52			

ALL-TIME TOP LIST				SEASON TOP LIST			
RESULT	NAME	Venue	DATE	RESULT	NAME	Venue	DATE
20.52	Corrie DE BRUIN (NED)	Assen	13 Jun 93	20.14	Emel DERELI (TUR)	Donetsk	11 Jul 13
20.14	Emel DERELI (TUR)	Donetsk	11 Jul 13	19.17	Alëna BUGAKOVA (RUS)	Chelyabinsk	21 Jun 13
19.17	Alëna BUGAKOVA (RUS)	Chelyabinsk	21 Jun 13	17.97	Ashlie BLAKE (USA)	Edwardsville, IL	26 Jun 13
19.12	Melissa BOEKELMAN (NED)	Bergen op Zoom	1 Jul 06	17.74	Anika NEHLS (GER)	Neubrandenburg	8 Jun 13
18.83	Tianqian GUO (CHN)	Yantai	13 Jul 12	17.32	Alina KENZEL (GER)	Regensburg	30 Jun 13
18.10	Marika TULINIEMI (FIN)	Bruqee	90	17.18	Linying WEI (CHN)	Sokolov	23 Jun 13
18.03	Chunhua QIAN (CHN)	Nicosia	94	17.18	Lena GIGER (USA)	Edwardsville, IL	26 Jun 13
17.97	Ashlie BLAKE (USA)	Edwardsville, IL	26 Jun 13	17.12	Kludia KARDASZ (POL)	Slubice	9 Jun 13
17.80	Claudia VILLENEUVE (FRA)	Tours	4 Jun 00	16.98	Maria Fernanda OROZCO (MEX)	Bahía Banderas	5 Apr 13
17.74	Anika NEHLS (GER)	Neubrandenburg	8 Jun 13	16.98	Elena BEZRUCHENKO (RUS)	Donetsk	11 Jul 13





RESULTS



Hammer Throw (5kg) Boys - Qualification


With qualifying standard of 71.50 (Q) or at least the 12 best performers (q) advance to the Final

	RESULT	NAME	COUNTRY	AGE	DATE	VENUE
World Youth Best Perf.	85.26	Ashraf Amgad ELSEIFY	QAT	16	20 Jul 2011	Rhede
Championships Record	82.60	Bence PÁSZTOR	HUN	16	8 Jul 2011	Lille
World Youth Leading	81.88	Joaquín GÓMEZ	ARG	17	9 Mar 2013	Buenos Aires

Group A		11 July 2013			START TIME	09:30	TEMPERATURE	23° C	HUMIDITY	53 %
					END TIME	10:26	23° C		53 %	
PLACE	BIB	NAME	COUNTRY	DATE of BIRTH	ORDER	RESULT	1	2	3	
1	721	Tshepang MAKHETHE	RSA	19 Feb 96	10	74.97 Q	PB	74.97		
2	130	Matthew DENNY	AUS	02 Jun 96	8	74.41 Q		X	X	74.41
3	391	Alexei MIKHAILOV	GER	12 Apr 96	17	73.94 Q	PB	73.94		
4	162	Raman ZHOLUDZEU	BLR	08 Jan 96	12	71.95 Q		71.95		
5	365	Taylor CAMPBELL	GBR	30 Jun 96	7	71.49		61.57	X	71.49
6	124	Juan Cruz ROMANO	ARG	07 Mar 96	15	71.42		X	70.51	71.42
7	336	Daniel IVANOFF	FIN	27 Mar 96	19	71.10	PB	X	68.49	71.10
8	456	Hilmar Örn JÓNSSON	ISL	06 May 96	2	70.98		69.60	X	70.98
9	278	Ahmed Tarek ISMAIL	EGY	18 Oct 97	11	70.34	PB	70.34	68.76	66.85
10	747	Oleg ROMANOV	RUS	07 Feb 96	3	70.10		70.10	66.58	X
11	212	Humberto MANSILLA	CHI	22 May 96	13	70.04		X	70.04	X
12	454	Fellán MCGUIGAN	IRL	15 Mar 96	14	68.94		68.75	X	68.94
13	872	Andriy KOZYR	UKR	27 Aug 97	16	68.71		66.89	68.71	68.53
14	923	Xavier COLMENAREZ	VEN	17 Apr 97	5	63.88		X	60.79	63.88
15	775	Jan LOKAR	SLO	26 May 96	1	63.63		59.72	63.63	63.18
16	846	Meriç KIZILDAG	TUR	16 Jan 96	18	61.27		61.27	X	X
	414	Aléxios PRODANÁS	GRE	22 Feb 97	6	NM		X	X	X
	477	Tiziano DI BLASIO	ITA	26 Jul 97	4	NM		X	X	X
	802	Karol KONCOŠ	SVK	03 Jun 96	9	NM		X	X	X
	662	Santiago SASIAIN	PAR	28 May 96	20	DNS				

Group B		11 July 2013			START TIME	10:41	TEMPERATURE	23° C	HUMIDITY	53 %
					END TIME	11:54	27° C		39 %	
PLACE	BIB	NAME	COUNTRY	DATE of BIRTH	ORDER	RESULT	1	2	3	
1	428	Bence HALÁSZ	HUN	04 Aug 97	1	74.86 Q		74.86		
2	246	Matija GREGURIC	CRO	17 Sep 96	17	74.23 Q		70.01	74.23	
3	158	Pavel PALIAKOU	BLR	18 Jul 96	2	74.18 Q		74.18		
4	648	Matthew BLOXHAM	NZL	16 Nov 96	19	73.83 Q		73.83		
5	295	Miguel Alberto BLANCO	ESP	22 Feb 96	4	72.68 Q	SB	70.59	X	72.68
6	695	Ahmed Amgad ELSIFY	QAT	01 Oct 96	15	72.23 Q		X	72.23	
7	877	Volodymyr MYSLYVCHUK	UKR	25 Apr 96	6	72.20 Q		X	X	72.20
8	210	Gabriel KEHR	CHI	03 Sep 96	12	71.68 Q	PB	71.68		
9	906	Colin MINOR	USA	18 Jun 96	11	71.52 Q	PB	X	70.11	71.52
10	131	Costa KOUSPARIS	AUS	12 Jun 96	9	70.93		59.37	X	70.93
11	826	Abdurauf MUSOEVI	TJK	16 Feb 96	5	69.79	PB	68.92	69.79	X
12	757	Gleb VOLIK	RUS	17 Dec 96	16	69.71		69.71	X	69.34
13	808	Chris ARNOLDSSON	SWE	07 Jan 96	14	69.18		65.31	69.18	X
14	405	Ioánnis BÉIKOS	GRE	14 Feb 96	18	66.85		65.70	X	66.85
15	610	Pedro Abraham MACÍAS	MEX	12 Jan 96	7	64.81		64.43	X	64.81
16	447	Prakash SINGH	IND	02 May 96	3	62.02		61.66	62.02	61.01
17	257	Jaroslav LAUTERKRANC	CZE	14 Nov 96	8	61.89		61.89	X	X
18	781	Jan PUSTAVRH	SLO	20 Feb 96	10	55.57		X	55.57	X
	121	Joaquín GÓMEZ	ARG	14 Oct 96	13	NM		X	X	X





RESULTS
Hammer Throw (5kg) Boys - Qualification

ALL-TIME TOP LIST				SEASON TOP LIST			
RESULT	NAME	Venue	DATE	RESULT	NAME	Venue	DATE
85.26	Ashraf Amgad ELSEIFY (QAT)	Rhede	20 Jul 11	81.88	Joaquín GÓMEZ (ARG)	Buenos Aires	9 Mar 13
84.41	Bence PÁSZTOR (HUN)	Trabzon	28 Jul 11	81.44	Matthew DENNY (AUS)	Brisbane (QSAC)	9 Jun 13
83.28	József HORVÁTH (HUN)	Szombathely	10 May 01	77.86	Humberto MANSILLA (CHI)	Buenos Aires	30 Jun 13
83.27	Kristóf NÉMETH (HUN)	Veszprém	24 Apr 04	77.65	Bence HALÁSZ (HUN)	Szombathely	12 Jun 13
82.88	Maciej PALYSZKO (POL)	Warszawa	30 Sep 95	77.22	Matija GREGURIC (CRO)	Cakovec	16 Jun 13
82.55	Alaa El-Din EL-ASHRY (EGY)	Al-Qâhirah	17 Oct 08	77.08	Raman ZHOLUDZEU (BLR)	Brest, BLR	27 Apr 13
82.04	Markus ESSER (GER)	Leverkusen	12 Jul 97	76.43	Pavel PALIAKOU (BLR)	Brest, BLR	27 Apr 13
82.02	Evgeniy AYDAMIROV (RUS)	Krasnodar	23 May 04	75.95	Oleg ROMANOV (RUS)	Adler	23 Apr 13
81.89	Sándor PÁLHEGYI (HUN)	Marrakech	15 Jul 05	74.97	Tshepang MAKHETHE (RSA)	Donetsk	11 Jul 13
81.88	Joaquín GÓMEZ (ARG)	Buenos Aires	9 Mar 13	74.20	Matthew BLOXHAM (NZL)	Schweinfurt	22 Jun 13



SUMMARY




Hammer Throw (5kg) Boys - Qualification

With qualifying standard of 71.50 (Q) or at least the 12 best performers (q) advance to the Final

	RESULT	NAME	COUNTRY	AGE	DATE	VENUE
World Youth Best Perf.	85.26	Ashraf Amgad ELSEIFY	QAT	16	20 Jul 2011	Rhede
Championships Record	82.60	Bence PÁSZTOR	HUN	16	8 Jul 2011	Lille
World Youth Leading	81.88	Joaquín GÓMEZ	ARG	17	9 Mar 2013	Buenos Aires

11 July 2013

RANK	PLACE	GROUP	BIB	NAME	COUNTRY	DATE of BIRTH	RESULT
1	1	A	721	Tshepang MAKHETHE	RSA	19 Feb 96	74.97 Q PB
2	1	B	428	Bence HALÁSZ	HUN	04 Aug 97	74.86 Q
3	2	A	130	Matthew DENNY	AUS	02 Jun 96	74.41 Q
4	2	B	246	Matija GREGURIC	CRO	17 Sep 96	74.23 Q
5	3	B	158	Pavel PALIAKOU	BLR	18 Jul 96	74.18 Q
6	3	A	391	Alexei MIKHAILOV	GER	12 Apr 96	73.94 Q PB
7	4	B	648	Matthew BLOXHAM	NZL	16 Nov 96	73.83 Q
8	5	B	295	Miguel Alberto BLANCO	ESP	22 Feb 96	72.68 Q SB
9	6	B	695	Ahmed Amgad ELSIFY	QAT	01 Oct 96	72.23 Q
10	7	B	877	Volodymyr MYSLYCHUK	UKR	25 Apr 96	72.20 Q
11	4	A	162	Raman ZHOLUDZEU	BLR	08 Jan 96	71.95 Q
12	8	B	210	Gabriel KEHR	CHI	03 Sep 96	71.68 Q PB
13	9	B	906	Colin MINOR	USA	18 Jun 96	71.52 Q PB
14	5	A	365	Taylor CAMPBELL	GBR	30 Jun 96	71.49
15	6	A	124	Juan Cruz ROMANO	ARG	07 Mar 96	71.42
16	7	A	336	Daniel IVANOFF	FIN	27 Mar 96	71.10 PB
17	8	A	456	Hilmar Örn JÓNSSON	ISL	06 May 96	70.98
18	10	B	131	Costa KOUSPARIS	AUS	12 Jun 96	70.93
19	9	A	278	Ahmed Tarek ISMAIL	EGY	18 Oct 97	70.34 PB
20	10	A	747	Oleg ROMANOV	RUS	07 Feb 96	70.10
21	11	A	212	Humberto MANSILLA	CHI	22 May 96	70.04
22	11	B	826	Abdurauf MUSOEVI	TJK	16 Feb 96	69.79 PB
23	12	B	757	Gleb VOLIK	RUS	17 Dec 96	69.71
24	13	B	808	Chris ARNOLDSSON	SWE	07 Jan 96	69.18
25	12	A	454	Fellan MCGUIGAN	IRL	15 Mar 96	68.94
26	13	A	872	Andriy KOZYR	UKR	27 Aug 97	68.71
27	14	B	405	Ioánnis BÉIKOS	GRE	14 Feb 96	66.85
28	15	B	610	Pedro Abraham MACÍAS	MEX	12 Jan 96	64.81
29	14	A	923	Xavier COLMENAREZ	VEN	17 Apr 97	63.88
30	15	A	775	Jan LOKAR	SLO	26 May 96	63.63
31	16	B	447	Prakash SINGH	IND	02 May 96	62.02
32	17	B	257	Jaroslav LAUTERKRANC	CZE	14 Nov 96	61.89
33	16	A	846	Meriç KIZILDAG	TUR	16 Jan 96	61.27
34	18	B	781	Jan PUSTAVRH	SLO	20 Feb 96	55.57
		A	414	Aléxios PRODANÁS	GRE	22 Feb 97	NM
		B	121	Joaquín GÓMEZ	ARG	14 Oct 96	NM
		A	802	Karol KONCOŠ	SVK	03 Jun 96	NM
		A	477	Tiziano DI BLASIO	ITA	26 Jul 97	NM
		A	662	Santiago SASIAIN	PAR	28 May 96	DNS




SUMMARY
Hammer Throw (5kg) Boys - Qualification

11 July 2013

RANK	PLACE	GROUP	BIB	NAME	COUNTRY	DATE of BIRTH	RESULT
				ALL-TIME TOP LIST			
RESULT	NAME	Venue	DATE				
85.26	Ashraf Amgad ELSEIFY (QAT)	Rhede	20 Jul 11				
84.41	Bence PÁSZTOR (HUN)	Trabzon	28 Jul 11				
83.28	József HORVÁTH (HUN)	Szombathely	10 May 01				
83.27	Kristóf NÉMETH (HUN)	Veszprém	24 Apr 04				
82.88	Maciej PALYSZKO (POL)	Warszawa	30 Sep 95				
82.55	Alaa El-Din EL-ASHRY (EGY)	Al-Qâhirah	17 Oct 08				
82.04	Markus ESSER (GER)	Leverkusen	12 Jul 97				
82.02	Evgeniy AYDAMIROV (RUS)	Krasnodar	23 May 04				
81.89	Sándor PÁLHEGYI (HUN)	Marrakech	15 Jul 05				
81.88	Joaquín GÓMEZ (ARG)	Buenos Aires	9 Mar 13				
				SEASON TOP LIST			
RESULT	NAME	Venue	DATE				
81.88	Joaquín GÓMEZ (ARG)	Buenos Aires	9 Mar 13				
81.44	Matthew DENNY (AUS)	Brisbane (QSAC)	9 Jun 13				
77.86	Humberto MANSILLA (CHI)	Buenos Aires	30 Jun 13				
77.65	Bence HALÁSZ (HUN)	Szombathely	12 Jun 13				
77.22	Matija GREGURIC (CRO)	Cakovec	16 Jun 13				
77.08	Raman ZHOLUDZEU (BLR)	Brest, BLR	27 Apr 13				
76.43	Pavel PALIAKOU (BLR)	Brest, BLR	27 Apr 13				
75.95	Oleg ROMANOV (RUS)	Adler	23 Apr 13				
74.97	Tshepang MAKHETHE (RSA)	Donetsk	11 Jul 13				
74.20	Matthew BLOXHAM (NZL)	Schweinfurt	22 Jun 13				





RESULTS

Hammer Throw (5kg) Boys - Final




	RESULT	NAME	COUNTRY	AGE	DATE	VENUE
World Youth Best Perf.	85.26	Ashraf Amgad ELSEIFY	QAT	16	20 Jul 2011	Rhede
Championships Record	82.60	Bence PÁSZTOR	HUN	16	8 Jul 2011	Lille
World Youth Leading	81.88	Joaquín GÓMEZ	ARG	17	9 Mar 2013	Buenos Aires

Final	12 July 2013	START TIME	19:30	TEMPERATURE	28° C	HUMIDITY	35 %
		END TIME	20:46		28° C		35 %

PLACE	BIB	NAME	COUNTRY	DATE of BIRTH	ORDER	RESULT		1	2	3	4	5	6
1	246	Matija GREGURIC	CRO	17 Sep 96	9	79.38	PB	76.19	76.62	X	X	78.37	79.38
2	158	Pavel PALIAKOU	BLR	18 Jul 96	10	79.02	PB	X	77.05	78.45	77.92	77.60	79.02
3	130	Matthew DENNY	AUS	02 Jun 96	8	78.67		77.66	77.37	X	X	78.67	X
4	162	Raman ZHOLUDZEU	BLR	08 Jan 96	13	78.55	PB	74.44	76.34	77.17	76.06	78.55	78.03
5	695	Ahmed Amgad ELSIFY	QAT	01 Oct 96	5	77.33	PB	74.20	73.02	75.57	77.33	74.26	72.59
6	721	Tshepang MAKHETHE	RSA	19 Feb 96	11	75.54	PB	75.54	75.27	X	73.02	75.00	74.74
7	428	Bence HALÁSZ	HUN	04 Aug 97	3	74.90		74.90	X	X	X	X	X
8	295	Miguel Alberto BLANCO	ESP	22 Feb 96	12	74.58	SB	X	71.21	74.55	74.58	X	X
9	391	Alexei MIKHAILOV	GER	12 Apr 96	1	73.21		X	X	73.21			
10	877	Volodymyr MYSLYVCHUK	UKR	25 Apr 96	7	72.42		71.39	72.30	72.42			
11	648	Matthew BLOXHAM	NZL	16 Nov 96	6	71.77		71.77	X	X			
12	906	Colin MINOR	USA	18 Jun 96	2	70.97		64.88	70.97	69.78			
	210	Gabriel KEHR	CHI	03 Sep 96	4	NM		X	X	X			

ALL-TIME TOP LIST				SEASON TOP LIST			
RESULT	NAME	Venue	DATE	RESULT	NAME	Venue	DATE
85.26	Ashraf Amgad ELSEIFY (QAT)	Rhede	20 Jul 11	81.88	Joaquín GÓMEZ (ARG)	Buenos Aires	9 Mar 13
84.41	Bence PÁSZTOR (HUN)	Trabzon	28 Jul 11	81.44	Matthew DENNY (AUS)	Brisbane (QSAC)	9 Jun 13
83.28	József HORVÁTH (HUN)	Szombathely	10 May 01	79.38	Matija GREGURIC (CRO)	Donetsk	12 Jul 13
83.27	Kristóf NÉMETH (HUN)	Veszprém	24 Apr 04	79.02	Pavel PALIAKOU (BLR)	Donetsk	12 Jul 13
82.88	Maciej PALYSZKO (POL)	Warszawa	30 Sep 95	78.55	Raman ZHOLUDZEU (BLR)	Donetsk	12 Jul 13
82.55	Alaa EL-Din EL-ASHRY (EGY)	Al-Qâhirah	17 Oct 08	77.86	Humberto MANSILLA (CHI)	Buenos Aires	30 Jun 13
82.04	Markus ESSER (GER)	Leverkusen	12 Jul 97	77.65	Bence HALÁSZ (HUN)	Szombathely	12 Jun 13
82.02	Evgeniy AYDAMIROV (RUS)	Krasnodar	23 May 04	77.33	Ahmed Amgad ELSIFY (QAT)	Donetsk	12 Jul 13
81.89	Sándor PÁLHEGYI (HUN)	Marrakech	15 Jul 05	75.95	Oleg ROMANOV (RUS)	Adler	23 Apr 13
81.88	Joaquín GÓMEZ (ARG)	Buenos Aires	9 Mar 13	75.54	Tshepang MAKHETHE (RSA)	Donetsk	12 Jul 13



RESULTS




Pole Vault Girls - Qualification

With qualifying standard of 3.90 (Q) or at least the 12 best performers (q) advance to the Final

	RESULT	NAME	COUNTRY	AGE	DATE	VENUE
World Youth Best Perf.	4.47	Angelica BENGTTSSON	SWE	17	22 May 2010	Moskva
Championships Record	4.35	Vicky PARNOV	AUS	17	14 Jul 2007	Ostrava
World Youth Leading	4.35	Robeilys PEINADO	VEN	16	24 May 2013	Barquisimeto

Group A		11 July 2013		START TIME	11:49 <th>TEMPERATURE</th> <td>27° C <th>HUMIDITY</th> <td>39 %</td> </td>	TEMPERATURE	27° C <th>HUMIDITY</th> <td>39 %</td>	HUMIDITY	39 %							
				END TIME	13:14 <th colspan="2"></th> <th colspan="2"></th>											
PLACE	BIB	NAME	COUNTRY	DATE of BIRTH	ORDER	RESULT	3.40	3.55	3.65	3.75	3.85	3.90				
1	309	Reena KOLL	EST	15 Nov 96	11	3.90 Q	-	-	-	-	-	0				
2	777	Zoe MCKINLEY	USA	12 Aug 97	8	3.90 Q	-	0	0	XXO	XXO	0				
3	792	Robeilys PEINADO	VEN	26 Nov 97	10	3.90 Q	-	-	-	0	-	XO				
4	580	Eliza MCCARTNEY	NZL	11 Dec 96	13	3.90 Q	-	-	0	XXO	0	XO				
5	114	Noelina MADARIETA	ARG	06 Jul 96	4	3.90 Q	-	-	-	XXO	XO	XXO				
6	383	Ria MÖLLERS	GER	05 Mar 96	1	3.85	-	XO	XXO	XO	0	XXX				
7	724	Demet PARLAK	TUR	26 Jul 96	9	3.75	0	-	XXO	0	XXX					
8	671	Leda KROŠELJ	SLO	30 Nov 97	6	3.75	XO	XO	XO	0	XXX					
9	121	Emma PHILIPPE	AUS	01 Jun 97	5	3.75	-	-	0	XO	XXX					
10	691	Sona KRAJNÁKOVÁ	SVK	14 Dec 96	3	3.40	XO	XXX								
	760	Olga ZYUZINA	UKR	12 Aug 96	2	NM	-	-	-	-	XXX					
	652	Kseniya NOVIKOVA	RUS	02 Jul 96	7	NM	-	XXX								
	198	Emma LI	CAN	31 Aug 96	12	NM	XXX									





RESULTS
Pole Vault Girls - Qualification

Group B		11 July 2013		START TIME 11:45		TEMPERATURE 27° C		HUMIDITY 39 %								
		END TIME 13:17		26° C		42 %										
PLACE	BIB	NAME	COUNTRY	DATE of BIRTH	ORDER	RESULT	3.40	3.55	3.65	3.75	3.85	3.90				
1	650	Alena LUTKOVSAYA	RUS	15 Mar 96	6	3.90 Q	-	-	-	-	-	0				
1	570	Lene Onsrud RETZIUS	NOR	04 Jan 96	9	3.90 Q PB	0	-	0	0	0	0				
3	771	Desiree FREIER	USA	24 Jul 96	3	3.90 Q	-	-	0	0	XO	0				
3	515	Krista OBIŽAJEVA	LAT	30 Apr 96	13	3.90 Q	-	-	-	XO	0	0				
5	118	Nina KENNEDY	AUS	05 Apr 97	2	3.90 Q	-	-	-	-	XXO	0				
6	601	Kamila PRZYBYLA	POL	03 May 96	8	3.90 Q	-	-	0	0	0	XO				
7	343	Mallaury SAUTEREAU	FRA	01 Aug 96	7	3.90 Q PB	-	0	0	0	0	XXO				
8	368	Franziska HEISS	GER	07 Nov 96	4	3.85	-	0	0	0	0	XXX				
9	453	Francesca SEMERARO	ITA	05 Oct 97	5	3.65	XO	XXO	0	XXX						
10	172	Juliana CAMPOS	BRA	17 Oct 96	12	3.55	0	0	XXX							
	737	Viktoriya FILINA	UKR	14 Sep 96	1	NM	XXX									
	533	Brenda CZERMAK	MEX	15 May 96	10	NM	XXX									
	238	Giseth MONTAÑO	COL	14 Aug 97	11	NM	-	-	-	XXX						

ALL-TIME TOP LIST				SEASON TOP LIST			
RESULT	NAME	Venue	DATE	RESULT	NAME	Venue	DATE
4.47	Angelica BENGTTSSON (SWE)	Moskva	22 May 10	4.35	Robeilys PEINADO (VEN)	Barquisimeto	24 May 13
4.40	Valeriya VOLIK (RUS)	Kazan	8 Jul 06	4.31	Nina KENNEDY (AUS)	Perth, AUS	12 Mar 13
4.40	Yingning ZHANG (CHN)	Osaka	5 May 07	4.25	Noelina MADARIETA (ARG)	Buenos Aires	29 Jun 13
4.40	Vicky PARNOV (AUS)	Saulheim	30 Jun 07	4.19	Desiree FREIER (USA)	Austin (MMS), TX	11 May 13
4.40	Liz PARNOV (AUS)	Perth	17 Apr 10	4.16	Kaitlyn MERRITT (USA)	Arcadia, CA	6 Apr 13
4.35	Robeilys PEINADO (VEN)	Barquisimeto	24 May 13	4.15	Reena KOLL (EST)	Dublin (Santry)	22 Jun 13
4.32	Desiree SINGH (GER)	Jena	5 Aug 11	4.11	Eliza MCCARTNEY (NZL)	Auckland	26 Mar 13
4.31	Monika GÖTZ (GER)	Troisdorf	9 May 98	4.10	Alena LUTKOVSAYA (RUS)	Kazan	14 Jun 13
4.31	Nina KENNEDY (AUS)	Perth, AUS	12 Mar 13	4.10	Olga ZYUZINA (UKR)	Kharkiv	17 Jun 13
4.30	Sha WU (CHN)	Shiiazhuano	3 Aug 03	4.03	Zoe MCKINLEY (USA)	Springtown, TX	20 Jun 13
4.30	Lisa RYZIH (GER)	Grosseto	16 Jul 04				
4.30	Ekaterini STEFANÍDI (GRE)	Marrakech	16 Jul 05				
4.30	Keisa MONTEROLA (VEN)	Marrakech	16 Jul 05				
4.30	Ganna SHELEKH (UKR)	Yalta	28 Sep 10				



SUMMARY



Pole Vault Girls - Qualification


With qualifying standard of 3.90 (Q) or at least the 12 best performers (q) advance to the Final

	RESULT	NAME	COUNTRY	AGE	DATE	VENUE
World Youth Best Perf.	4.47	Angelica BENGTTSSON	SWE	17	22 May 2010	Moskva
Championships Record	4.35	Vicky PARNOV	AUS	17	14 Jul 2007	Ostrava
World Youth Leading	4.35	Robeilys PEINADO	VEN	16	24 May 2013	Barquisimeto

11 July 2013

RANK	PLACE	GROUP	BIB	NAME	COUNTRY	DATE of BIRTH	RESULT
1	1	B	650	Alena LUTKOVSKAYA	RUS	15 Mar 96	3.90 Q
1	1	B	570	Lene Onsrud RETZIUS	NOR	04 Jan 96	3.90 Q PB
1	1	A	309	Reena KOLL	EST	15 Nov 96	3.90 Q
4	3	B	771	Desiree FREIER	USA	24 Jul 96	3.90 Q
4	3	B	515	Krista OBIŽAJEVA	LAT	30 Apr 96	3.90 Q
6	5	B	118	Nina KENNEDY	AUS	05 Apr 97	3.90 Q
7	2	A	777	Zoe MCKINLEY	USA	12 Aug 97	3.90 Q
8	3	A	792	Robeilys PEINADO	VEN	26 Nov 97	3.90 Q
8	6	B	601	Kamila PRZYBYLA	POL	03 May 96	3.90 Q
10	4	A	580	Eliza MCCARTNEY	NZL	11 Dec 96	3.90 Q
11	7	B	343	Mallaury SAUTEREAU	FRA	01 Aug 96	3.90 Q PB
12	5	A	114	Noelina MADARIETA	ARG	06 Jul 96	3.90 Q
13	8	B	368	Franziska HEISS	GER	07 Nov 96	3.85
14	6	A	383	Ria MÖLLERS	GER	05 Mar 96	3.85
15	7	A	724	Demet PARLAK	TUR	26 Jul 96	3.75
16	8	A	671	Leda KROŠELJ	SLO	30 Nov 97	3.75
17	9	A	121	Emma PHILIPPE	AUS	01 Jun 97	3.75
18	9	B	453	Francesca SEMERARO	ITA	05 Oct 97	3.65
19	10	B	172	Juliana CAMPOS	BRA	17 Oct 96	3.55
20	10	A	691	Sona KRAJNÁKOVÁ	SVK	14 Dec 96	3.40
		B	533	Brenda CZERMAK	MEX	15 May 96	NM
		A	198	Emma LI	CAN	31 Aug 96	NM
		B	238	Giseth MONTAÑO	COL	14 Aug 97	NM
		A	652	Kseniya NOVIKOVA	RUS	02 Jul 96	NM
		A	760	Olga ZYUZINA	UKR	12 Aug 96	NM
		B	737	Viktoriya FILINA	UKR	14 Sep 96	NM

ALL-TIME TOP LIST				SEASON TOP LIST			
RESULT	NAME	Venue	DATE	RESULT	NAME	Venue	DATE
4.47	Angelica BENGTTSSON (SWE)	Moskva	22 May 10	4.35	Robeilys PEINADO (VEN)	Barquisimeto	24 May 13
4.40	Valeriya VOLIK (RUS)	Kazan	8 Jul 06	4.31	Nina KENNEDY (AUS)	Perth, AUS	12 Mar 13
4.40	Yingning ZHANG (CHN)	Osaka	5 May 07	4.25	Noelina MADARIETA (ARG)	Buenos Aires	29 Jun 13
4.40	Vicky PARNOV (AUS)	Saulheim	30 Jun 07	4.19	Desiree FREIER (USA)	Austin (MMS), TX	11 May 13
4.40	Liz PARNOV (AUS)	Perth	17 Apr 10	4.16	Kaitlyn MERRITT (USA)	Arcadia, CA	6 Apr 13
4.35	Robeilys PEINADO (VEN)	Barquisimeto	24 May 13	4.15	Reena KOLL (EST)	Dublin (Santry)	22 Jun 13
4.32	Desiree SINGH (GER)	Jena	5 Aug 11	4.11	Eliza MCCARTNEY (NZL)	Auckland	26 Mar 13
4.31	Monika GÖTZ (GER)	Troisdorf	9 May 98	4.10	Alena LUTKOVSKAYA (RUS)	Kazan	14 Jun 13
4.31	Nina KENNEDY (AUS)	Perth, AUS	12 Mar 13	4.10	Olga ZYUZINA (UKR)	Kharkiv	17 Jun 13
4.30	Sha WU (CHN)	Shijiazhuang	3 Aug 03	4.03	Zoe MCKINLEY (USA)	Springtown, TX	20 Jun 13
4.30	Lisa RYZIH (GER)	Grosseto	16 Jul 04				
4.30	Ekateríni STEFANÍDI (GRE)	Marrakech	16 Jul 05				
4.30	Keisa MONTEROLA (VEN)	Marrakech	16 Jul 05				
4.30	Ganna SHELEKH (UKR)	Yalta	28 Sep 10				



RESULTS

Pole Vault Girls - Final




	RESULT	NAME	COUNTRY	AGE	DATE	VENUE
World Youth Best Perf.	4.47	Angelica BENGTTSSON	SWE	17	22 May 2010	Moskva
Championships Record	4.35	Vicky PARNOV	AUS	17	14 Jul 2007	Ostrava
World Youth Leading	4.35	Robeilys PEINADO	VEN	16	24 May 2013	Barquisimeto

Final		13 July 2013		START TIME	17:06	TEMPERATURE	30° C	HUMIDITY	25 %
				END TIME	19:04	25° C	47 %		

PLACE	BIB	NAME	COUNTRY	DATE of BIRTH	ORDER	RESULT	3.65	3.80	3.95	4.05	4.15	4.20	4.25	4.30	4.36			
1	792	Robeilys PEINADO	VEN	26 Nov 97	2	4.25	-	0	XO	XO	0	0	0	X-	XX			
2	650	Alena LUTKOVSKAYA	RUS	15 Mar 96	3	4.15	-	-	0	-	0	X-	X-	X				
3	515	Krista OBIŽAJEVA	LAT	30 Apr 96	1	4.05	-	0	XXO	0	XXX							
4	580	Eliza MCCARTNEY	NZL	11 Dec 96	12	4.05	-	0	0	XO	XXX							
5	118	Nina KENNEDY	AUS	05 Apr 97	4	4.05	-	-	XO	XXO	XXX							
5	114	Noelina MADARIETA	ARG	06 Jul 96	11	4.05	0	0	XO	XXO	XXX							
7	601	Kamila PRZYBYLA	POL	03 May 96	7	4.05	XO	0	XXO	XXO	XXX							
8	570	Lene Onsrud RETZIUS	NOR	04 Jan 96	10	3.95	0	0	XO	XXX								
9	771	Desiree FREIER	USA	24 Jul 96	5	3.95	-	XO	XO	XXX								
10	309	Reena KOLL	EST	15 Nov 96	6	3.80	-	0	-	XXX								
11	777	Zoe MCKINLEY	USA	12 Aug 97	9	3.80	XO	0	XXX									
12	343	Mallaury SAUTEREAU	FRA	01 Aug 96	8	3.65	0	XXX										

ALL-TIME TOP LIST				SEASON TOP LIST			
RESULT	NAME	Venue	DATE	RESULT	NAME	Venue	DATE
4.47	Angelica BENGTTSSON (SWE)	Moskva	22 May 10	4.35	Robeilys PEINADO (VEN)	Barquisimeto	24 May 13
4.40	Valeriya VOLIK (RUS)	Kazan	8 Jul 06	4.31	Nina KENNEDY (AUS)	Perth, AUS	12 Mar 13
4.40	Yingning ZHANG (CHN)	Osaka	5 May 07	4.25	Noelina MADARIETA (ARG)	Buenos Aires	29 Jun 13
4.40	Vicky PARNOV (AUS)	Sautheim	30 Jun 07	4.19	Desiree FREIER (USA)	Austin (MMS), TX	11 May 13
4.40	Liz PARNOV (AUS)	Perth	17 Apr 10	4.16	Kaitlyn MERRITT (USA)	Arcadia, CA	6 Apr 13
4.35	Robeilys PEINADO (VEN)	Barquisimeto	24 May 13	4.15	Reena KOLL (EST)	Dublin (Santry)	22 Jun 13
4.32	Desiree SINGH (GER)	Jena	5 Aug 11	4.15	Alena LUTKOVSKAYA (RUS)	Donetsk	13 Jul 13
4.31	Monika GÖTZ (GER)	Troisdorf	9 May 98	4.11	Eliza MCCARTNEY (NZL)	Auckland	26 Mar 13
4.31	Nina KENNEDY (AUS)	Perth, AUS	12 Mar 13	4.10	Olga ZYUZINA (UKR)	Kharkiv	17 Jun 13
4.30	Sha WU (CHN)	Shijiazhuang	3 Aug 03	4.05	Kamila PRZYBYLA (POL)	Donetsk	13 Jul 13
4.30	Lisa RYZIH (GER)	Grosseto	16 Jul 04	4.05	Krista OBIŽAJEVA (LAT)	Donetsk	13 Jul 13
4.30	Ekaterini STEFANIDI (GRE)	Marrakech	16 Jul 05				
4.30	Keisa MONTEROLA (VEN)	Marrakech	16 Jul 05				
4.30	Ganna SHELEKH (UKR)	Yalta	28 Sep 10				





RESULTS




Hammer Throw (3Kg) Girls - Qualification

With qualifying standard of 64.50 (Q) or at least the 12 best performers (q) advance to the Final

	RESULT	NAME	COUNTRY	AGE	DATE	VENUE
World Youth Best Perf.	76.04	Réka GYURÁTZ	HUN	17	23 Jun 2013	Zalaegerszeg
Championships Record	71.72	Réka GYURÁTZ	HUN	17	12 Jul 2013	Donetsk
World Youth Leading	76.04	Réka GYURÁTZ	HUN	17	23 Jun 2013	Zalaegerszeg

Group A	12 July 2013	START TIME	09:30	TEMPERATURE	25° C	HUMIDITY	57 %
		END TIME	10:43		25° C		57 %

PLACE	BIB	NAME	COUNTRY	DATE of BIRTH	ORDER	RESULT		1	2	3
1	400	Réka GYURÁTZ	HUN	31 May 96	4	71.72 Q	CR	71.72		
2	156	Anastasiya MASLOVA	BLR	16 Oct 97	23	65.45 Q		X	X	65.45
3	333	Audrey CIOFANI	FRA	13 Mar 96	25	63.79 q		56.08	63.79	62.92
4	567	Beatrice Nedberg LLANO	NOR	14 Dec 97	6	63.15 q	PB	61.84	63.15	62.98
5	392	Dímitra ZÓTOU	GRE	09 Jul 96	10	63.13 q		54.80	59.28	63.13
6	427	Giulia CAMPORESE	ITA	18 Feb 96	5	62.02		X	62.02	X
7	598	Marika KACZMAREK	POL	25 Apr 96	8	61.76		X	61.76	X
8	227	Yaru XIN	CHN	02 May 97	18	61.29	PB	58.93	61.29	59.29
9	394	Sabrina Denise GAITÁN	GUA	25 Mar 97	2	60.93	PB	59.22	60.47	60.93
10	784	Nyla WOODS	USA	14 Jun 96	1	59.68		X	X	59.68
11	137	Bettina WEBER	AUT	08 Oct 96	20	59.22	PB	X	57.15	59.22
12	632	Stefanie GREYLING	RSA	25 Mar 96	13	57.18	PB	X	57.18	55.28
13	740	Maryna IHNATENKO	UKR	04 Dec 96	15	56.91		X	55.71	56.91
14	510	Younghye KWON	KOR	12 Feb 96	12	56.61	PB	56.61	X	56.38
15	154	Stefani VUKAJLOVIC	BIH	17 Mar 96	16	56.22		X	50.21	56.22
16	644	Iuliia DMITRACHENKOVA	RUS	30 Jan 96	3	56.11		55.28	56.11	55.76
17	517	Sofija TRIFONOVA	LAT	24 Oct 96	14	54.12		54.12	54.01	51.59
18	237	Mayra GAVIRIA	COL	26 May 97	7	53.82		X	53.82	50.82
19	414	Alice AKERS	IRL	06 Sep 96	22	53.43		53.43	51.65	50.23
20	201	Courtenay NEVILLE-RUTHERFORCAN	07 Jan 96	21	51.80			51.19	51.80	X
21	583	Noelia Azucena CÁCERES	PAR	16 Feb 96	9	50.04		X	49.66	50.04
22	542	Lorena RODRÍGUEZ	MEX	30 Jan 97	17	49.49		X	X	49.49
23	308	Katri KARINDI	EST	07 May 96	11	47.40		X	X	47.40
	288	Esraa MOHAMED MOUSTAFA	EGY	19 Feb 97	19	NM		X	X	X
	332	Maija VALLI	FIN	25 Nov 96	24	NM		X	X	X



RESULTS
Hammer Throw (3Kg) Girls - Qualification

Group B

12 July 2013

START TIME 11:15
END TIME 12:21

TEMPERATURE
25° C
27° C

HUMIDITY
57 %
45 %

PLACE	BIB	NAME	COUNTRY	DATE OF BIRTH	ORDER	RESULT		1	2	3
1	595	Katarzyna FURMANEK	POL	19 Feb 96	18	67.33 Q		67.33		
2	125	Alexandra HULLEY	AUS	24 Jul 97	19	67.31 Q	PB	58.87	63.16	67.31
3	408	Helga VÖLGYI	HUN	12 Feb 96	1	67.05 Q		X	67.05	
4	331	Tiina RINNEKARI	FIN	24 Oct 96	17	64.56 Q		61.79	64.56	
5	754	Valeriia SEMENKOVA	UKR	13 May 96	2	64.51 Q		64.51		
6	566	Helene Sofie INGVALDSEN	NOR	22 Jun 96	13	64.41 q	PB	59.21	63.46	64.41
7	366	Sophie GIMMLER	GER	18 Mar 96	11	63.06 q		X	61.51	63.06
8	707	Yi-Tzu CHU	TPE	29 May 96	16	60.94	PB	X	55.97	60.94
9	257	Chrystalla KYRIAKOU	CYP	04 Oct 96	23	60.39	PB	60.39	58.55	X
10	546	María Victoria VILLA	MEX	16 Nov 97	12	59.98		X	X	59.98
11	390	Rafailia GRIGORIÁDOU	GRE	10 Feb 97	4	59.95		58.76	59.95	57.67
12	159	Hanna ZAYANCHKOUSKAYA	BLR	09 Jul 96	10	59.01		59.01	58.74	X
13	342	Camille SAINTE-LUCE	FRA	18 Apr 96	21	58.80		X	58.80	X
14	240	Danna Marcela RESTREPO	COL	17 Nov 96	25	57.92	PB	X	X	57.92
15	606	Daniela DO PAÇO	POR	26 Aug 96	3	57.56		57.56	54.84	X
16	220	Rui MA	CHN	02 Sep 96	15	57.47		57.47	X	X
17	283	Elizabeth MINA	ECU	04 Oct 97	6	57.43	PB	X	56.36	57.43
18	444	Noa NDIMURWANKO	ITA	30 Sep 96	22	55.83		55.83	55.22	54.83
19	420	Alona VOLODINA	ISR	02 Apr 96	14	55.06	PB	53.93	52.24	55.06
20	204	Teagan RASCHE	CAN	25 Mar 97	24	54.13		47.83	54.13	X
21	311	Anna Maria OREL	EST	11 Dec 96	5	53.16		53.16	X	X
22	248	Anamari KOŽUL	CRO	20 Jan 96	8	53.00		X	52.67	53.00
23	623	Bianca BLOM	RSA	23 Feb 97	7	52.60		X	52.60	49.09
24	761	Luciana ACOSTA	URU	09 Apr 97	9	52.59	PB	X	X	52.59
25	590	Alexandra GUTIÉRREZ	PER	26 Dec 96	26	47.47		X	47.47	44.28
	672	Gabrijela KUMEK	SLO	05 Dec 96	20	NM		X	X	X

ALL-TIME TOP LIST				SEASON TOP LIST			
RESULT	NAME	Venue	DATE	RESULT	NAME	Venue	DATE
76.04	Réka GYURÁTZ (HUN)	Zalaegerszeg	23 Jun 13	76.04	Réka GYURÁTZ (HUN)	Zalaegerszeg	23 Jun 13
74.38	Helga VÖLGYI (HUN)	Zalaegerszeg	23 Jun 13	74.38	Helga VÖLGYI (HUN)	Zalaegerszeg	23 Jun 13
73.33	Barbara ŠPILER (SLO)	Varaždin	5 Jul 08	71.76	Zsófia BÁCSKAY (HUN)	Veszprém	9 May 13
71.76	Zsófia BÁCSKAY (HUN)	Veszprém	9 May 13	68.75	Ecem AKÇAKARA (TUR)	Mersin	17 Feb 13
71.01	Petra JAKELJIC (CRO)	Sokolac	29 Jul 12	68.70	Katarzyna FURMANEK (POL)	Rzeszów	19 May 13
69.96	Al'ona SHAMOTINA (UKR)	Yalta	26 Apr 12	68.22	Audrey CIOFANI (FRA)	Gagny	29 Jun 13
69.66	Bianca PERIE (ROU)	Bucuresti	20 Mar 05	67.92	Anastasiya MASLOVA (BLR)	Brest, BLR	27 Apr 13
68.75	Ecem AKÇAKARA (TUR)	Mersin	17 Feb 13	67.41	Ebru YURDDAS (TUR)	Mersin	17 Feb 13
68.70	Katarzyna FURMANEK (POL)	Rzeszów	19 May 13	67.31	Alexandra HULLEY (AUS)	Donetsk	12 Jul 13
68.33	Beatrix BANGA (HUN)	Veszprém	7 Jul 12	65.73	Sophie GIMMLER (GER)	St. Wendel	12 May 13



SUMMARY



Hammer Throw (3Kg) Girls - Qualification

With qualifying standard of 64.50 (Q) or at least the 12 best performers (q) advance to the Final

	RESULT	NAME	COUNTRY	AGE	DATE	VENUE
World Youth Best Perf.	76.04	Réka GYURÁTZ	HUN	17	23 Jun 2013	Zalaegerszeg
Championships Record	71.72	Réka GYURÁTZ	HUN	17	12 Jul 2013	Donetsk
World Youth Leading	76.04	Réka GYURÁTZ	HUN	17	23 Jun 2013	Zalaegerszeg

12 July 2013


RANK	PLACE	GROUP	BIB	NAME	COUNTRY	DATE of BIRTH	RESULT	
1	1	A	400	Réka GYURÁTZ	HUN	31 May 96	71.72 Q	CR
2	1	B	595	Katarzyna FURMANEK	POL	19 Feb 96	67.33 Q	
3	2	B	125	Alexandra HULLEY	AUS	24 Jul 97	67.31 Q	PB
4	3	B	408	Helga VÖLGYI	HUN	12 Feb 96	67.05 Q	
5	2	A	156	Anastasiya MASLOVA	BLR	16 Oct 97	65.45 Q	
6	4	B	331	Tiina RINNEKARI	FIN	24 Oct 96	64.56 Q	
7	5	B	754	Valeriia SEMENKOVA	UKR	13 May 96	64.51 Q	
8	6	B	566	Helene Sofie INGVALDSEN	NOR	22 Jun 96	64.41 q	PB
9	3	A	333	Audrey CIOFANI	FRA	13 Mar 96	63.79 q	
10	4	A	567	Beatrice Nedberg LLANO	NOR	14 Dec 97	63.15 q	PB
11	5	A	392	Dimitra ZÓTOU	GRE	09 Jul 96	63.13 q	
12	7	B	366	Sophie GIMMLER	GER	18 Mar 96	63.06 q	
13	6	A	427	Giulia CAMPORESE	ITA	18 Feb 96	62.02	
14	7	A	598	Marika KACZMAREK	POL	25 Apr 96	61.76	
15	8	A	227	Yaru XIN	CHN	02 May 97	61.29	PB
16	8	B	707	Yi-Tzu CHU	TPE	29 May 96	60.94	PB
17	9	A	394	Sabrina Denise GAITÁN	GUA	25 Mar 97	60.93	PB
18	9	B	257	Chrystalla KYRIAKOU	CYP	04 Oct 96	60.39	PB
19	10	B	546	María Victoria VILLA	MEX	16 Nov 97	59.98	
20	11	B	390	Rafailía GRIGORIÁDOU	GRE	10 Feb 97	59.95	
21	10	A	784	Nyla WOODS	USA	14 Jun 96	59.68	
22	11	A	137	Bettina WEBER	AUT	08 Oct 96	59.22	PB
23	12	B	159	Hanna ZAYANCHKOUSKAYA	BLR	09 Jul 96	59.01	
24	13	B	342	Camille SAINTE-LUCE	FRA	18 Apr 96	58.80	
25	14	B	240	Danna Marcela RESTREPO	COL	17 Nov 96	57.92	PB
26	15	B	606	Daniela DO PAÇO	POR	26 Aug 96	57.56	
27	16	B	220	Rui MA	CHN	02 Sep 96	57.47	
28	17	B	283	Elizabeth MINA	ECU	04 Oct 97	57.43	PB
29	12	A	632	Stefanie GREYLING	RSA	25 Mar 96	57.18	PB
30	13	A	740	Maryna IHNATENKO	UKR	04 Dec 96	56.91	
31	14	A	510	Younghye KWON	KOR	12 Feb 96	56.61	PB
32	15	A	154	Stefani VUKAJLOVIC	BIH	17 Mar 96	56.22	
33	16	A	644	Iuliia DMITRACHENKOVA	RUS	30 Jan 96	56.11	
34	18	B	444	Noa NDMURWANKO	ITA	30 Sep 96	55.83	
35	19	B	420	Alona VOLODINA	ISR	02 Apr 96	55.06	PB
36	20	B	204	Teagan RASCHE	CAN	25 Mar 97	54.13	
37	17	A	517	Sofija TRIFONOVA	LAT	24 Oct 96	54.12	
38	18	A	237	Mayra GAVIRIA	COL	26 May 97	53.82	
39	19	A	414	Alice AKERS	IRL	06 Sep 96	53.43	
40	21	B	311	Anna Maria OREL	EST	11 Dec 96	53.16	
41	22	B	248	Anamari KOŽUL	CRO	20 Jan 96	53.00	

SUMMARY
Hammer Throw (3Kg) Girls - Qualification

12 July 2013

RANK	PLACE	GROUP	BIB	NAME	COUNTRY	DATE of BIRTH	RESULT
42	23	B	623	Bianca BLOM	RSA	23 Feb 97	52.60
43	24	B	761	Luciana ACOSTA	URU	09 Apr 97	52.59 PB
44	20	A	201	Courtenay NEVILLE-RUTHERFORD	CAN	07 Jan 96	51.80
45	21	A	583	Noelia Azucena CÁCERES	PAR	16 Feb 96	50.04
46	22	A	542	Lorena RODRÍGUEZ	MEX	30 Jan 97	49.49
47	25	B	590	Alexandra GUTIÉRREZ	PER	26 Dec 96	47.47
48	23	A	308	Katri KARINDI	EST	07 May 96	47.40
		A	288	Esraa MOHAMED MOUSTAFA	EGY	19 Feb 97	NM
		B	672	Gabrijela KUMEK	SLO	05 Dec 96	NM
		A	332	Maija VALLI	FIN	25 Nov 96	NM

ALL-TIME TOP LIST				SEASON TOP LIST			
RESULT	NAME	Venue	DATE	RESULT	NAME	Venue	DATE
76.04	Réka GYURÁTZ (HUN)	Zalaegerszeg	23 Jun 13	76.04	Réka GYURÁTZ (HUN)	Zalaegerszeg	23 Jun 13
74.38	Helga VÖLGYI (HUN)	Zalaegerszeg	23 Jun 13	74.38	Helga VÖLGYI (HUN)	Zalaegerszeg	23 Jun 13
73.33	Barbara ŠPILER (SLO)	Varaždin	5 Jul 08	71.76	Zsófia BÁCSKAY (HUN)	Veszprém	9 May 13
71.76	Zsófia BÁCSKAY (HUN)	Veszprém	9 May 13	68.75	Ecem AKÇAKARA (TUR)	Mersin	17 Feb 13
71.01	Petra JAKELJIC (CRO)	Sokolac	29 Jul 12	68.70	Katarzyna FURMANEK (POL)	Rzeszów	19 May 13
69.96	Al'ona SHAMOTINA (UKR)	Yalta	26 Apr 12	68.22	Audrey CIOFANI (FRA)	Gagny	29 Jun 13
69.66	Bianca PERIE (ROU)	Bucuresti	20 Mar 05	67.92	Anastasiya MASLOVA (BLR)	Brest, BLR	27 Apr 13
68.75	Ecem AKÇAKARA (TUR)	Mersin	17 Feb 13	67.41	Ebru YURDDAS (TUR)	Mersin	17 Feb 13
68.70	Katarzyna FURMANEK (POL)	Rzeszów	19 May 13	67.31	Alexandra HULLEY (AUS)	Donetsk	12 Jul 13
68.33	Beatrix BANGA (HUN)	Veszprém	7 Jul 12	65.73	Sophie GIMMLER (GER)	St. Wendel	12 May 13



RESULTS




Hammer Throw (3Kg) Girls - Final

	RESULT	NAME	COUNTRY	AGE	DATE	VENUE
World Youth Best Perf.	76.04	Réka GYURÁTZ	HUN	17	23 Jun 2013	Zalaegerszeg
Championships Record	73.20	Réka GYURÁTZ	HUN	17	13 Jul 2013	Donetsk
World Youth Leading	76.04	Réka GYURÁTZ	HUN	17	23 Jun 2013	Zalaegerszeg

Final		13 July 2013		START TIME	17:00	TEMPERATURE	30° C	HUMIDITY	25 %
				END TIME	18:18		27° C		42 %

PLACE	BIB	NAME	COUNTRY	DATE of BIRTH	ORDER	RESULT		1	2	3	ORDER	4	5	6
1	400	Réka GYURÁTZ	HUN	31 May 96	8	73.20	CR	70.90	73.20	X	8	X	72.76	71.49
2	408	Helga VÖLGYI	HUN	12 Feb 96	3	71.95		X	70.81	71.95	7	69.65	X	70.49
3	754	Valeriia SEMENKOVA	UKR	13 May 96	11	68.62	PB	X	67.55	X	6	68.62	67.31	X
4	567	Beatrice Nedberg LLANO	NOR	14 Dec 97	10	68.31	PB	66.01	X	65.74	3	X	65.62	68.31
5	392	Dímitra ZÓTOU	GRE	09 Jul 96	2	67.20	PB	63.49	67.20	X	5	X	66.25	66.82
6	595	Katarzyna FURMANEK	POL	19 Feb 96	6	66.64		X	66.14	66.09	4	66.64	65.50	64.69
7	156	Anastasiya MASLOVA	BLR	16 Oct 97	12	65.40		65.40	X	61.23	2	X	62.68	X
8	566	Helene Sofie INGVALDSEN	NOR	22 Jun 96	1	65.37	PB	64.71	64.56	65.37	1	61.87	63.98	64.90
9	125	Alexandra HULLEY	AUS	24 Jul 97	9	65.35		64.06	63.13	65.35				
10	366	Sophie GIMMLER	GER	18 Mar 96	7	64.63		63.55	64.63	64.61				
11	331	Tiina RINNEKARI	FIN	24 Oct 96	4	64.14		63.12	63.52	64.14				
12	333	Audrey CIOFANI	FRA	13 Mar 96	5	64.08		62.94	X	64.08				

ALL-TIME TOP LIST				SEASON TOP LIST			
RESULT	NAME	Venue	DATE	RESULT	NAME	Venue	DATE
76.04	Réka GYURÁTZ (HUN)	Zalaegerszeg	23 Jun 13	76.04	Réka GYURÁTZ (HUN)	Zalaegerszeg	23 Jun 13
74.38	Helga VÖLGYI (HUN)	Zalaegerszeg	23 Jun 13	74.38	Helga VÖLGYI (HUN)	Zalaegerszeg	23 Jun 13
73.33	Barbara ŠPILER (SLO)	Varaždin	5 Jul 08	71.76	Zsófia BÁCSKAY (HUN)	Veszprém	9 May 13
71.76	Zsófia BÁCSKAY (HUN)	Veszprém	9 May 13	68.75	Ecem AKÇAKARA (TUR)	Mersin	17 Feb 13
71.01	Petra JAKELJIC (CRO)	Sokolac	29 Jul 12	68.70	Katarzyna FURMANEK (POL)	Rzeszów	19 May 13
69.96	Al'ona SHAMOTINA (UKR)	Yalta	26 Apr 12	68.62	Valeriia SEMENKOVA (UKR)	Donetsk	13 Jul 13
69.66	Bianca PERIE (ROU)	Bucuresti	20 Mar 05	68.31	Beatrice Nedberg LLANO (NOR)	Donetsk	13 Jul 13
68.75	Ecem AKÇAKARA (TUR)	Mersin	17 Feb 13	68.22	Audrey CIOFANI (FRA)	Gagny	29 Jun 13
68.70	Katarzyna FURMANEK (POL)	Rzeszów	19 May 13	67.92	Anastasiya MASLOVA (BLR)	Brest, BLR	27 Apr 13
68.62	Valeriia SEMENKOVA (UKR)	Donetsk	13 Jul 13	67.41	Ebru YURDDAS (TUR)	Mersin	17 Feb 13



RESULTS




Pole Vault Boys - Qualification

With qualifying standard of 4.85 (Q) or at least the 12 best performers (q) advance to the Final

	RESULT	NAME	COUNTRY	AGE	DATE	VENUE
World Youth Best Perf.	5.51	Germán CHIARAVIGLIO	ARG	17	1 May 2004	Porto Alegre
Championships Record	5.26	Nico WEILER	GER	17	15 Jul 2007	Ostrava
World Youth Leading	5.27	Hussein Assem AL-HIZAM	KSA	15	8 May 2013	Riyadh

Group A		12 July 2013		START TIME	10:00	TEMPERATURE	25° C	HUMIDITY	57 %									
				END TIME	11:33													
PLACE	BIB	NAME	COUNTRY	DATE of BIRTH	ORDER	RESULT	4.35	4.50	4.60	4.70	4.80	4.85						
1	366	Harry COPPELL	GBR	11 Jul 96	6	4.85 Q	-	-	-	-	-	0						
1	306	Aleix PI	ESP	27 Jan 96	7	4.85 Q	-	-	0	0	0	0						
1	219	Bokai HUANG	CHN	26 Sep 96	11	4.85 Q	-	-	-	0	-	0						
4	384	Tim JAEGER	GER	23 Feb 96	1	4.85 Q	-	XO	-	0	0	0						
5	893	Paulo BENAVIDES	USA	27 Jul 97	9	4.85 Q	-	-	0	0	XXO	0						
6	351	Baptiste MAURIN	FRA	03 Sep 96	8	4.80 q	-	XO	XO	XXO	XO	XXX						
7	338	Niko KOSKINEN	FIN	14 Jul 96	2	4.70	0	0	0	0	-	XXX						
8	406	Pétros HATZÍOU	GRE	28 Mar 96	4	4.70	-	0	XO	XXO	XXX							
9	535	Ryo TAKAGI	JPN	19 Feb 96	13	4.60	0	-	0	XXX								
10	869	Kyrylo KIRU	UKR	06 May 96	5	4.50	-	0	XXX									
11	767	Chan Sheng YAO	SIN	16 Mar 96	3	4.35	0	-	XXX									
	502	Daniele ZOBBI	ITA	23 Jan 96	10	NM	XXX											
	199	Zachary KERR	CAN	05 Feb 96	12	NM	XXX											





RESULTS
Pole Vault Boys - Qualification

Group B		12 July 2013		START TIME 10:00		TEMPERATURE 25° C		HUMIDITY 57 %										
		END TIME 11:50		27° C		45 %												
PLACE	BIB	NAME	COUNTRY	DATE of BIRTH	ORDER	RESULT	4.35	4.50	4.60	4.70	4.80	4.85						
1	902	Devin KING	USA	13 Mar 96	6	4.85 Q	-	-	0	0	0	0						
1	376	Adam HAGUE	GBR	29 Aug 97	5	4.85 Q	-	0	-	0	0	0						
3	459	Lev SKORISH	ISR	12 Apr 96	4	4.85 Q	-	-	0	XO	0	XO						
4	474	Luigi COLELLA	ITA	02 Apr 96	7	4.85 Q	-	-	XO	0	XXO	XO						
5	342	Tomas WECKSTÉN	FIN	02 Nov 96	1	4.85 Q	PB	0	XO	0	XO	XXO	XXO					
6	532	Takumi OKAMOTO	JPN	20 Jun 96	10	4.80 q	-	0	0	XXO	0	XXX						
7	129	Henri BROWN	AUS	04 Dec 96	11	4.80	XO	0	0	0	XXO	XXX						
8	274	José Rodolfo PACHO	ECU	30 Jan 96	9	4.70	-	XXO	XO	0	XXX							
9	232	Yifan ZHANG	CHN	15 Nov 96	13	4.60	XO	XO	0	XXX								
10	355	Alioune SENE	FRA	03 Feb 96	8	4.50	-	0	XXX									
11	810	Carl IVARSSON	SWE	14 Dec 96	3	4.50	XXO	XO	XXX									
11	773	Luka JEREB	SLO	28 Sep 96	12	4.50	XXO	XO	XXX									
	569	Taewon PARK	KOR	31 Mar 96	2	NM	-	XXX										

ALL-TIME TOP LIST				SEASON TOP LIST			
RESULT	NAME	Venue	DATE	RESULT	NAME	Venue	DATE
5.51	Germán CHIARAVIGLIO (ARG)	Porto Alegre	1 May 04	5.27	Hussein Assem AL-HIZAM (KSA)	Riyadh	8 May 13
5.50	István BAGYULA (HUN)	Milano	19 Jun 86	5.26	Devin KING (USA)	Mobile, AL	6 Apr 13
5.45	Grigoriy YEGOROV (URS)	Simferopol	26 May 84	5.20	Harry COPPELL (GBR)	Stretford	2 Jun 13
5.45	Yansheng YANG (CHN)	Naniina	18 Oct 05	5.15	Barrett POTH (USA)	Austin, TX	30 Mar 13
5.43	Daniel CLEMENS (GER)	Rhede	7 Aug 09	5.15	Bokai HUANG (CHN)	Zhaoqing	27 Apr 13
5.42	Marcel HOLZDEPPE (GER)	Zweibrücken	4 Aug 06	5.02	Harrison WILLIAMS (USA)	Murfreesboro, TN	24 May 13
5.40	Arto PELTONIEMI (FIN)	Raahel	7 Jul 83	5.02	Alioune SENE (FRA)	Vichy	15 Jun 13
5.40	Maksim TARASOV (URS)	La Habana	21 Aug 87	5.01	Noah GILFILLAN (USA)	Albuquerque, NM	8 Jun 13
5.40	Andrey KRAVCHENKO (URS)	Simferopol	27 May 88	5.01	Luigi COLELLA (ITA)	Foggia	16 Jun 13
5.40	Gérald BAUDOUIN (FRA)	Saint-Denis	15 Oct 89	5.00	Ryo TAKAGI (JPN)	Maebashi	7 Apr 13
5.40	Gang XU (CHN)	Shiiazhuana	24 Sep 96	5.00	Adam HAGUE (GBR)	Sheffield	21 Apr 13
				5.00	Lev SKORISH (ISR)	Moskva	9 Jun 13
				5.00	Aleix PI (ESP)	Barcelona (SE)	12 Jun 13
				5.00	Niko KOSKINEN (FIN)	Somero	29 Jun 13



SUMMARY



Pole Vault Boys - Qualification


With qualifying standard of 4.85 (Q) or at least the 12 best performers (q) advance to the Final

	RESULT	NAME	COUNTRY	AGE	DATE	VENUE
World Youth Best Perf.	5.51	Germán CHIARAVIGLIO	ARG	17	1 May 2004	Porto Alegre
Championships Record	5.26	Nico WEILER	GER	17	15 Jul 2007	Ostrava
World Youth Leading	5.27	Hussein Assem AL-HIZAM	KSA	15	8 May 2013	Riyadh

12 July 2013

RANK	PLACE	GROUP	BIB	NAME	COUNTRY	DATE of BIRTH	RESULT
1	1	B	376	Adam HAGUE	GBR	29 Aug 97	4.85 Q
1	1	A	306	Aleix PI	ESP	27 Jan 96	4.85 Q
1	1	A	219	Bokai HUANG	CHN	26 Sep 96	4.85 Q
1	1	B	902	Devin KING	USA	13 Mar 96	4.85 Q
1	1	A	366	Harry COPPELL	GBR	11 Jul 96	4.85 Q
6	4	A	384	Tim JAEGER	GER	23 Feb 96	4.85 Q
7	5	A	893	Paulo BENAVIDES	USA	27 Jul 97	4.85 Q
8	3	B	459	Lev SKORISH	ISR	12 Apr 96	4.85 Q
9	4	B	474	Luigi COLELLA	ITA	02 Apr 96	4.85 Q
10	5	B	342	Tomas WECKSTÉN	FIN	02 Nov 96	4.85 Q PB
11	6	B	532	Takumi OKAMOTO	JPN	20 Jun 96	4.80 q
12	6	A	351	Baptiste MAURIN	FRA	03 Sep 96	4.80 q
13	7	B	129	Henri BROWN	AUS	04 Dec 96	4.80
14	7	A	338	Niko KOSKINEN	FIN	14 Jul 96	4.70
15	8	B	274	José Rodolfo PACHO	ECU	30 Jan 96	4.70
16	8	A	406	Pétros HATZÍOU	GRE	28 Mar 96	4.70
17	9	A	535	Ryo TAKAGI	JPN	19 Feb 96	4.60
18	9	B	232	Yifan ZHANG	CHN	15 Nov 96	4.60
19	10	B	355	Alioune SENE	FRA	03 Feb 96	4.50
19	10	A	869	Kyrylo KIRU	UKR	06 May 96	4.50
21	11	B	810	Carl IVARSSON	SWE	14 Dec 96	4.50
21	11	B	773	Luka JEREB	SLO	28 Sep 96	4.50
23	11	A	767	Chan Sheng YAO	SIN	16 Mar 96	4.35
		A	502	Daniele ZOBBI	ITA	23 Jan 96	NM
		B	569	Taewon PARK	KOR	31 Mar 96	NM
		A	199	Zachary KERR	CAN	05 Feb 96	NM

ALL-TIME TOP LIST				SEASON TOP LIST			
RESULT	NAME	Venue	DATE	RESULT	NAME	Venue	DATE
5.51	Germán CHIARAVIGLIO (ARG)	Porto Alegre	1 May 04	5.27	Hussein Assem AL-HIZAM (KSA)	Riyadh	8 May 13
5.50	István BAGYULA (HUN)	Milano	19 Jun 86	5.26	Devin KING (USA)	Mobile, AL	6 Apr 13
5.45	Grigoriy YEGOROV (URS)	Simferopol	26 May 84	5.20	Harry COPPELL (GBR)	Stretford	2 Jun 13
5.45	Yansheng YANG (CHN)	Nanjing	18 Oct 05	5.15	Barrett POTH (USA)	Austin, TX	30 Mar 13
5.43	Daniel CLEMENS (GER)	Rhede	7 Aug 09	5.15	Bokai HUANG (CHN)	Zhaoqing	27 Apr 13
5.42	Marcel HOLZDEPPE (GER)	Zweibrücken	4 Aug 06	5.02	Harrison WILLIAMS (USA)	Murfreesboro, TN	24 May 13
5.40	Arto PELTONIEMI (FIN)	Raahelä	7 Jul 83	5.02	Alioune SENE (FRA)	Vichy	15 Jun 13
5.40	Maksim TARASOV (URS)	La Habana	21 Aug 87	5.01	Noah GILFILLAN (USA)	Albuquerque, NM	8 Jun 13
5.40	Andrey KRAVCHENKO (URS)	Simferopol	27 May 88	5.01	Luigi COLELLA (ITA)	Foggia	16 Jun 13
5.40	Gérald BAUDOIN (FRA)	Saint-Denis	15 Oct 89	5.00	Ryo TAKAGI (JPN)	Maebashi	7 Apr 13
5.40	Gang XU (CHN)	Shijiazhuang	24 Sep 96	5.00	Adam HAGUE (GBR)	Sheffield	21 Apr 13
				5.00	Lev SKORISH (ISR)	Moskva	9 Jun 13
				5.00	Aleix PI (ESP)	Barcelona [SE]	12 Jun 13
				5.00	Niko KOSKINEN (FIN)	Somero	29 Jun 13



RESULTS

Pole Vault Boys - Final




	RESULT	NAME	COUNTRY	AGE	DATE	VENUE
World Youth Best Perf.	5.51	Germán CHIARAVIGLIO	ARG	17	1 May 2004	Porto Alegre
Championships Record	5.26	Nico WEILER	GER	17	15 Jul 2007	Ostrava
World Youth Leading	5.27	Hussein Assem AL-HIZAM	KSA	15	8 May 2013	Riyadh

Final	14 July 2013	START TIME	15:00	TEMPERATURE	29° C	HUMIDITY	35 %
		END TIME	17:11		31° C		27 %

PLACE	BIB	NAME	COUNTRY	DATE of BIRTH	ORDER	RESULT		4.60	4.75	4.90	5.00	5.10	5.15	5.20	5.25	5.30			
1	366	Harry COPPELL	GBR	11 Jul 96	12	5.25	PB	-	-	0	0	XXO	XO	XO	XXO	XXX			
2	219	Bokai HUANG	CHN	26 Sep 96	2	5.20	PB	-	-	XO	0	XO	XXO	XXO	XXX				
3	459	Lev SKORISH	ISR	12 Apr 96	9	5.10	PB	-	0	0	XXO	XO	XXX						
4	893	Paulo BENAVIDES	USA	27 Jul 97	7	5.00	PB	-	XO	0	0	XXX							
5	532	Takumi OKAMOTO	JPN	20 Jun 96	11	5.00	PB	0	XO	XO	XXO	XXX							
6	902	Devin KING	USA	13 Mar 96	3	4.90		-	0	0	XXX								
6	376	Adam HAGUE	GBR	29 Aug 97	1	4.90		0	0	0	XXX								
8	474	Luigi COLELLA	ITA	02 Apr 96	6	4.90		0	XXO	0	XXX								
8	306	Aleix PI	ESP	27 Jan 96	8	4.90		XO	XO	0	XXX								
10	384	Tim JAEGER	GER	23 Feb 96	4	4.90		0	XO	XO	XXX								
11	342	Tomas WECKSTÉN	FIN	02 Nov 96	5	4.60		XO	XXX										
	351	Baptiste MAURIN	FRA	03 Sep 96	10	NM		XXX											

ALL-TIME TOP LIST				SEASON TOP LIST			
RESULT	NAME	Venue	DATE	RESULT	NAME	Venue	DATE
5.51	Germán CHIARAVIGLIO (ARG)	Porto Alegre	1 May 04	5.27	Hussein Assem AL-HIZAM (KSA)	Riyadh	8 May 13
5.50	István BAGYULA (HUN)	Milano	19 Jun 86	5.26	Devin KING (USA)	Mobile, AL	6 Apr 13
5.45	Grigoriy YEGOROV (URS)	Simferopol	26 May 84	5.25	Harry COPPELL (GBR)	Donetsk	14 Jul 13
5.45	Yansheng YANG (CHN)	Nanjing	18 Oct 05	5.20	Bokai HUANG (CHN)	Donetsk	14 Jul 13
5.43	Daniel CLEMENS (GER)	Rhede	7 Aug 09	5.15	Barrett POTH (USA)	Austin, TX	30 Mar 13
5.42	Marcel HOLZDEPPE (GER)	Zweibrücken	4 Aug 06	5.10	Lev SKORISH (ISR)	Donetsk	14 Jul 13
5.40	Arto PELTONIEMI (FIN)	Raahel	7 Jul 83	5.02	Harrison WILLIAMS (USA)	Murfreesboro, TN	24 May 13
5.40	Maksim TARASOV (URS)	La Habana	21 Aug 87	5.02	Alioune SENE (FRA)	Vichy	15 Jun 13
5.40	Andrey KRAVCHENKO (URS)	Simferopol	27 May 88	5.01	Noah GILFILLAN (USA)	Albuquerque, NM	8 Jun 13
5.40	Gérald BAUDOUIN (FRA)	Saint-Denis	15 Oct 89	5.01	Luigi COLELLA (ITA)	Foggia	16 Jun 13
5.40	Gang XU (CHN)	Shijiazhuang	24 Sep 96				





RESULTS



200 Metres Girls - Round 1

First 3 in each heat (Q) and the next 3 fastest (q) advance to the Semi-Final

	RESULT	NAME	COUNTRY	AGE	DATE	VENUE
World Youth Best Perf.	22.58	Marion JONES	USA	17	28 Jun 1992	New Orleans, LA
Championships Record	22.99	Aymée MARTÍNEZ	CUB	17	17 Jul 2005	Marrakech
World Youth Leading	23.02	Irène EKELUND	SWE	16	12 Jul 2013	Donetsk

HEAT	START TIME	TEMPERATURE	HUMIDITY	WIND
Heat 1 7	12 July 2013 10:05	25° C	57 %	-1.3 m/s

PLACE	BIB	NAME	COUNTRY	DATE of BIRTH	LANE	RESULT	REACTION	Fn
1	768	Hannah CUNLIFFE	USA	09 Jan 96	4	23.80 Q	0.172	
2	476	Jonielle SMITH	JAM	30 Jan 96	8	24.30 Q	0.188	
3	554	Oluwatobi AMUSAN	NGR	23 Apr 97	7	24.50 Q	0.199	
4	789	Bryannill CARDONA	VEN	08 Jul 96	6	24.69	SB 0.218	
5	523	Laurence JONES	LUX	29 Aug 96	1	24.92	PB 0.120	
6	313	Õilme VÕRO	EST	02 Jan 96	5	25.19	PB 0.191	
7	396	Tirana MITCHELL	GUY	29 Jul 97	3	25.69	0.188	
8	247	Vlatka SEKIRNIK	CRO	20 Feb 96	2	26.06	0.147	


HEAT	START TIME	TEMPERATURE	HUMIDITY	WIND
Heat 2 7	12 July 2013 10:11	25° C	57 %	-2.8 m/s

PLACE	BIB	NAME	COUNTRY	DATE of BIRTH	LANE	RESULT	REACTION	Fn
1	280	Ángela TENORIO	ECU	27 Jan 96	3	23.73 Q	0.195	
2	382	Lisa MAYER	GER	02 May 96	8	23.85 Q	PB 0.203	
3	436	Anna SCHENA	ITA	05 Feb 97	5	24.61 Q	PB 0.161	
4	191	Raquel TJERNAGEL	CAN	25 Oct 97	6	24.61 q	0.224	
5	465	Jonel LACEY	IVB	13 Jan 96	4	24.65 q	PB 0.182	
6	605	Sofia DUARTE	POR	07 Nov 96	7	25.32	0.203	
7	209	Taylor SHARPE	CAN	02 Dec 96	1	25.60	0.159	
8	798	Mzinde RUVARASHE	ZIM	25 Feb 96	2	25.91	0.157	

HEAT	START TIME	TEMPERATURE	HUMIDITY	WIND
Heat 3 7	12 July 2013 10:18	25° C	57 %	-1.6 m/s

PLACE	BIB	NAME	COUNTRY	DATE of BIRTH	LANE	RESULT	REACTION	Fn
1	379	Gina LÜCKENKEMPER	GER	21 Nov 96	6	23.74 Q	0.224	
2	481	Seika AOYAMA	JPN	01 May 96	7	23.78 Q	PB 0.237	
3	666	Kaja DEBEVEC	SLO	14 Aug 96	1	24.78 Q	PB 0.120	
4	222	Xuan WANG	CHN	16 Jul 97	5	24.79	0.160	
5	143	Loushanya NEMOUR	BAH	11 Oct 96	8	25.08	PB 0.173	
6	104	Zouaouia BERHIL	ALG	16 May 96	2	25.30	0.154	
7	786	Liliya MANASIPOVA	UZB	15 Apr 96	3	25.83	0.219	
	547	Drita ISLAMI	MKD	01 Aug 96	4	DQ 163.3	0.203	

Note:
IAAF Rule 163.3 - Outside Lane



RESULTS
200 Metres Girls - Round 1

Heat 4 **7** 12 July 2013 START TIME 10:25 TEMPERATURE 25° C HUMIDITY 57 % WIND -0.7 m/s

PLACE	BIB	NAME	COUNTRY	DATE of BIRTH	LANE	RESULT	REACTION	Fn
1	699	Irène EKELUND	SWE	08 Mar 97	8	23.02 Q	WYL	0.192
2	167	Letícia DE SOUZA	BRA	06 May 96	3	24.11 Q	PB	0.205
3	552	Adewumi Deborah ADEWALE	NGR	18 Apr 97	5	24.15 Q		0.186
4	438	Micaela MORONI	ITA	01 Nov 96	4	24.58 q	PB	0.186
5	259	Andrea ŠKOLOVÁ	CZE	20 Aug 96	7	24.77		0.252
6	153	Ivana MACANOVIC	BIH	26 Aug 97	2	25.09	PB	0.176
7	410	Ulfa SILPIANA	INA	08 Mar 97	6	25.09	PB	0.217
8	500	Lyubov USHAKOVA	KAZ	20 Sep 97	1	25.59		0.220

Heat 5 **7** 12 July 2013 START TIME 10:32 TEMPERATURE 25° C HUMIDITY 57 % WIND -0.5 m/s


PLACE	BIB	NAME	COUNTRY	DATE of BIRTH	LANE	RESULT	REACTION	Fn
1	348	Shannon HYLTON	GBR	19 Dec 96	1	23.58 Q		0.150
2	464	Nelda HUGGINS	IVB	02 Feb 97	7	24.24 Q	PB	0.173
3	115	Noeli Anahí MARTÍNEZ	ARG	20 Jan 96	8	24.40 Q	PB	0.203
4	214	Manqi GE	CHN	13 Oct 97	6	24.74	PB	0.168
5	273	Luan GABRIEL	DMA	03 May 96	3	24.90		0.168
6	163	Joy MPHATHO	BOT	31 Mar 96	2	25.43	PB	0.155
7	745	Romana KHARCHENKO	UKR	17 Oct 96	5	25.62	PB	0.171
8	543	Cecilia TAMAYO	MEX	04 Mar 97	4	31.78		0.176

Heat 6 **7** 12 July 2013 START TIME 10:40 TEMPERATURE 25° C HUMIDITY 57 % WIND -0.1 m/s

PLACE	BIB	NAME	COUNTRY	DATE of BIRTH	LANE	RESULT	REACTION	Fn
1	709	Kayelle CLARKE	TRI	28 Feb 96	4	24.42 Q		0.184
2	261	Veronika PALICKOVÁ	CZE	01 May 97	8	24.43 Q	PB	0.207
3	661	Veronica Shanti PEREIRA	SIN	20 Sep 96	5	24.54 Q	PB	0.208
4	411	Dutee CHAND	IND	03 Feb 96	7	24.68		0.220
5	246	Mateja JAMBROVIC	CRO	03 May 96	2	24.68	PB	0.129
6	791	Katiuska MILLÁN	VEN	19 Jun 97	1	25.32		0.162
7	677	Tjaša SIRC	SLO	05 May 97	6	25.63		0.193
	528	Fathin Faqihah MOHD YUSUF	MAS	10 Jun 96	3	DNS		

Heat 7 **7** 12 July 2013 START TIME 10:47 TEMPERATURE 25° C HUMIDITY 57 % WIND -1.6 m/s

PLACE	BIB	NAME	COUNTRY	DATE of BIRTH	LANE	RESULT	REACTION	Fn
1	783	Ariana WASHINGTON	USA	27 Aug 96	6	23.72 Q		0.187
2	469	Saqukine CAMERON	JAM	21 Aug 96	2	24.35 Q		0.193
3	138	Jenae AMBROSE	BAH	29 Dec 97	4	24.40 Q	PB	0.141
4	628	Simoné DU PLOOY	RSA	14 Apr 96	3	24.98		0.182
5	234	Astrid BALANTA	COL	04 Mar 97	5	25.34		0.167
6	686	Rumeshika K. R. MUDIYANSELAGE	SRI	27 Jun 96	1	25.52		0.139
7	269	Annelouise JENSEN	DEN	21 Nov 96	8	25.64		0.188
	287	Basant MOHAMED AWD A	EGY	28 Sep 96	7	DNS		



RESULTS
200 Metres Girls - Round 1

ALL-TIME TOP LIST				SEASON TOP LIST			
RESULT	NAME	Venue	DATE	RESULT	NAME	Venue	DATE
22.58	Marion JONES (USA)	New Orleans, LA	28 Jun 92	23.02	Iréne EKELUND (SWE)	Donetsk	12 Jul 13
22.74	Raelene BOYLE (AUS)	Ciudad de México	18 Oct 68	23.18	Ariana WASHINGTON (USA)	Norwalk, CA	24 May 13
22.77	Chandra CHEESEBOROUGH (USA)	Ciudad de México	16 Oct 75	23.26	Ángela TENORIO (ECU)	Quito	30 Jun 13
22.79	Jodie WILLIAMS (GBR)	Loughborough	23 May 10	23.35	Gina LÜCKENKEMPER (GER)	Mannheim	30 Jun 13
22.82	Grit BREUER (GDR)	Macerata	6 Sep 89	23.37	Ky WESTBROOK (USA)	Edwardsville, IL	26 Jun 13
22.83	Allyson FELIX (USA)	Norwalk, CA	1 Jun 02	23.40	Kaylin WHITNEY (USA)	Jacksonville, FL	3 May 13
22.88	Gabrielle MAYO (USA)	Indianapolis, IN	23 Jun 06	23.54	Shannon HYLTON (GBR)	Loughborough	19 May 13
22.93	Vernicha JAMES (GBR)	Grosseto	21 Jul 01	23.54	Hannah CUNLIFFE (USA)	Edwardsville, IL	26 Jun 13
22.94	Anneisha MCLAUGHLIN (JAM)	Kinaston, JAM	19 Jul 02	23.59	Diamond SPAULDING (USA)	Jacksonville, FL	27 Apr 13
22.94	Bianca KNIGHT (USA)	Indianapolis, IN	23 Jun 06	23.65	Deanna HILL (USA)	Jacksonville, FL	27 Apr 13
				23.65	Alleandra WATT (USA)	Lakewood, CO	18 May 13

SUMMARY



200 Metres Girls - Round 1

First 3 in each heat (Q) and the next 3 fastest (q) advance to the Semi-Final

	RESULT	NAME	COUNTRY	AGE	DATE	VENUE
World Youth Best Perf.	22.58	Marion JONES	USA	17	28 Jun 1992	New Orleans, LA
Championships Record	22.99	Aymée MARTÍNEZ	CUB	17	17 Jul 2005	Marrakech
World Youth Leading	23.02	Irène EKELUND	SWE	16	12 Jul 2013	Donetsk

12 July 2013

RANK	PLACE	HEAT	BIB	NAME	COUNTRY	DATE of BIRTH	RESULT	WIND
1	1	4	699	Irène EKELUND	SWE	08 Mar 97	23.02 Q	WYL -0.7 m/s
2	1	5	348	Shannon HYLTON	GBR	19 Dec 96	23.58 Q	-0.5 m/s
3	1	7	783	Ariana WASHINGTON	USA	27 Aug 96	23.72 Q	-1.6 m/s
4	1	2	280	Ángela TENORIO	ECU	27 Jan 96	23.73 Q	-2.8 m/s
5	1	3	379	Gina LÜCKENKEMPER	GER	21 Nov 96	23.74 Q	-1.6 m/s
6	2	3	481	Seika AOYAMA	JPN	01 May 96	23.78 Q	PB -1.6 m/s
7	1	1	768	Hannah CUNLIFFE	USA	09 Jan 96	23.80 Q	-1.3 m/s
8	2	2	382	Lisa MAYER	GER	02 May 96	23.85 Q	PB -2.8 m/s
9	2	4	167	Letícia DE SOUZA	BRA	06 May 96	24.11 Q	PB -0.7 m/s
10	3	4	552	Adewumi Deborah ADEWALE	NGR	18 Apr 97	24.15 Q	-0.7 m/s
11	2	5	464	Nelda HUGGINS	IVB	02 Feb 97	24.24 Q	PB -0.5 m/s
12	2	1	476	Jonielle SMITH	JAM	30 Jan 96	24.30 Q	-1.3 m/s
13	2	7	469	Saoukine CAMERON	JAM	21 Aug 96	24.35 Q	-1.6 m/s
14	3	7	138	Jenae AMBROSE	BAH	29 Dec 97	24.40 Q	PB -1.6 m/s
14	3	5	115	Noeli Anahí MARTÍNEZ	ARG	20 Jan 96	24.40 Q	PB -0.5 m/s
16	1	6	709	Kayelle CLARKE	TRI	28 Feb 96	24.42 Q	-0.1 m/s
17	2	6	261	Veronika PALICKOVÁ	CZE	01 May 97	24.43 Q	PB -0.1 m/s
18	3	1	554	Oluwatobi AMUSAN	NGR	23 Apr 97	24.50 Q	-1.3 m/s
19	3	6	661	Veronica Shanti PEREIRA	SIN	20 Sep 96	24.54 Q	PB -0.1 m/s
20	4	4	438	Micaela MORONI	ITA	01 Nov 96	24.58 q	PB -0.7 m/s
21	3	2	436	Anna SCHENA	ITA	05 Feb 97	24.61 Q	PB -2.8 m/s
21	4	2	191	Raquel TJERNAGEL	CAN	25 Oct 97	24.61 q	-2.8 m/s
23	5	2	465	Jonel LACEY	IVB	13 Jan 96	24.65 q	PB -2.8 m/s
24	4	6	411	Dutee CHAND	IND	03 Feb 96	24.68	-0.1 m/s
24	5	6	246	Mateja JAMBROVIC	CRO	03 May 96	24.68	PB -0.1 m/s
26	4	1	789	Bryannill CARDONA	VEN	08 Jul 96	24.69	SB -1.3 m/s
27	4	5	214	Manqi GE	CHN	13 Oct 97	24.74	PB -0.5 m/s
28	5	4	259	Andrea ŠKOLOVÁ	CZE	20 Aug 96	24.77	-0.7 m/s
29	3	3	666	Kaja DEBEVEC	SLO	14 Aug 96	24.78 Q	PB -1.6 m/s
30	4	3	222	Xuan WANG	CHN	16 Jul 97	24.79	-1.6 m/s
31	5	5	273	Luan GABRIEL	DMA	03 May 96	24.90	-0.5 m/s
32	5	1	523	Laurence JONES	LUX	29 Aug 96	24.92	PB -1.3 m/s
33	4	7	628	Simoné DU PLOOY	RSA	14 Apr 96	24.98	-1.6 m/s
34	5	3	143	Loushanya NEMOUR	BAH	11 Oct 96	25.08	PB -1.6 m/s
35	6	4	153	Ivana MACANOVIC	BIH	26 Aug 97	25.09	PB -0.7 m/s
35	7	4	410	Ulfa SILPIANA	INA	08 Mar 97	25.09	PB -0.7 m/s
37	6	1	313	Õilme VÕRO	EST	02 Jan 96	25.19	PB -1.3 m/s
38	6	3	104	Zouaouia BERHIL	ALG	16 May 96	25.30	-1.6 m/s
39	6	6	791	Katiuska MILLÁN	VEN	19 Jun 97	25.32	-0.1 m/s
39	6	2	605	Sofia DUARTE	POR	07 Nov 96	25.32	-2.8 m/s
41	5	7	234	Astrid BALANTA	COL	04 Mar 97	25.34	-1.6 m/s




SUMMARY
200 Metres Girls - Round 1

12 July 2013

RANK	PLACE	HEAT	BIB	NAME	COUNTRY	DATE of BIRTH	RESULT	WIND
42	6	5	163	Joy MPHATHO	BOT	31 Mar 96	25.43	PB -0.5 m/s
43	6	7	686	Rumeshika K. R. MUDIYANSELAGE	SRI	27 Jun 96	25.52	-1.6 m/s
44	8	4	500	Lyubov USHAKOVA	KAZ	20 Sep 97	25.59	-0.7 m/s
45	7	2	209	Taylor SHARPE	CAN	02 Dec 96	25.60	-2.8 m/s
46	7	5	745	Romana KHARCHENKO	UKR	17 Oct 96	25.62	PB -0.5 m/s
47	7	6	677	Tjaša SIRC	SLO	05 May 97	25.63	-0.1 m/s
48	7	7	269	Annelouise JENSEN	DEN	21 Nov 96	25.64	-1.6 m/s
49	7	1	396	Tirana MITCHELL	GUY	29 Jul 97	25.69	-1.3 m/s
50	7	3	786	Liliya MANASIPOVA	UZB	15 Apr 96	25.83	-1.6 m/s
51	8	2	798	Mzinde RUVARASHE	ZIM	25 Feb 96	25.91	-2.8 m/s
52	8	1	247	Vlatka SEKIRNIK	CRO	20 Feb 96	26.06	-1.3 m/s
53	8	5	543	Cecilia TAMAYO	MEX	04 Mar 97	31.78	-0.5 m/s
		3	547	Drita ISLAMI	MKD	01 Aug 96	DQ	-1.6 m/s
		7	287	Basant MOHAMED AWD A	EGY	28 Sep 96	DNS	-1.6 m/s
		6	528	Fathin Faqihah MOHD YUSUF	MAS	10 Jun 96	DNS	-0.1 m/s

ALL-TIME TOP LIST				SEASON TOP LIST			
RESULT	NAME	Venue	DATE	RESULT	NAME	Venue	DATE
22.58	Marion JONES (USA)	New Orleans, LA	28 Jun 92	23.02	Irène EKELUND (SWE)	Donetsk	12 Jul 13
22.74	Raelene BOYLE (AUS)	Ciudad de México	18 Oct 68	23.18	Ariana WASHINGTON (USA)	Norwalk, CA	24 May 13
22.77	Chandra CHEESEBOROUGH (USA)	Ciudad de México	16 Oct 75	23.26	Ángela TENORIO (ECU)	Quito	30 Jun 13
22.79	Jodie WILLIAMS (GBR)	Loughborough	23 May 10	23.35	Gina LÜCKENKEMPER (GER)	Mannheim	30 Jun 13
22.82	Grit BREUER (GDR)	Macerata	6 Sep 89	23.37	Ky WESTBROOK (USA)	Edwardsville, IL	26 Jun 13
22.83	Allyson FELIX (USA)	Norwalk, CA	1 Jun 02	23.40	Kaylin WHITNEY (USA)	Jacksonville, FL	3 May 13
22.88	Gabrielle MAYO (USA)	Indianapolis, IN	23 Jun 06	23.54	Shannon HYLTON (GBR)	Loughborough	19 May 13
22.93	Vernicha JAMES (GBR)	Grosseto	21 Jul 01	23.54	Hannah CUNLIFFE (USA)	Edwardsville, IL	26 Jun 13
22.94	Anneisha MCLAUGHLIN (JAM)	Kinaston, JAM	19 Jul 02	23.59	Diamond SPAULDING (USA)	Jacksonville, FL	27 Apr 13
22.94	Bianca KNIGHT (USA)	Indianapolis, IN	23 Jun 06	23.65	Deanna HILL (USA)	Jacksonville, FL	27 Apr 13
				23.65	Alleandra WATT (USA)	Lakewood, CO	18 May 13





RESULTS



200 Metres Girls - Semi-Final

First 2 in each heat (Q) and the next 2 fastest (q) advance to the Final

	RESULT	NAME	COUNTRY	AGE	DATE	VENUE
World Youth Best Perf.	22.58	Marion JONES	USA	17	28 Jun 1992	New Orleans, LA
Championships Record	22.99	Aymée MARTÍNEZ	CUB	17	17 Jul 2005	Marrakech
World Youth Leading	23.02	Irène EKELUND	SWE	16	12 Jul 2013	Donetsk

HEAT	START TIME	TEMPERATURE	HUMIDITY	WIND
Heat 1 3	17:10	30° C	25 %	0.0 m/s

PLACE	BIB	NAME	COUNTRY	DATE of BIRTH	LANE	RESULT	REACTION	Fn
1	783	Ariana WASHINGTON	USA	27 Aug 96	4	23.19 Q	0.149	
2	280	Ángela TENORIO	ECU	27 Jan 96	6	23.35 Q	0.182	
3	382	Lisa MAYER	GER	02 May 96	3	23.75 q	PB 0.183	
4	167	Letícia DE SOUZA	BRA	06 May 96	5	23.98 q	PB 0.159	
5	552	Adewumi Deborah ADEWALE	NGR	18 Apr 97	8	24.06	PB 0.184	
6	115	Noeli Anahí MARTÍNEZ	ARG	20 Jan 96	7	24.43	0.195	
7	438	Micaela MORONI	ITA	01 Nov 96	2	24.56	PB 0.174	
8	666	Kaja DEBEVEC	SLO	14 Aug 96	1	24.81	0.129	

HEAT	START TIME	TEMPERATURE	HUMIDITY	WIND
Heat 2 3	17:17	30° C	25 %	-1.4 m/s


PLACE	BIB	NAME	COUNTRY	DATE of BIRTH	LANE	RESULT	REACTION	Fn
1	379	Gina LÜCKENKEMPER	GER	21 Nov 96	3	23.72 Q	0.232	
2	348	Shannon HYLTON	GBR	19 Dec 96	5	23.94 Q	0.151	
3	481	Seika AOYAMA	JPN	01 May 96	4	24.01	0.203	
4	469	Saquine CAMERON	JAM	21 Aug 96	7	24.34	0.197	
5	464	Nelda HUGGINS	IVB	02 Feb 97	6	24.65	0.163	
6	138	Jenae AMBROSE	BAH	29 Dec 97	8	25.05	0.151	
7	436	Anna SCHENA	ITA	05 Feb 97	2	25.07	0.157	
8	191	Raquel TJERNAGEL	CAN	25 Oct 97	1	25.36	0.193	

HEAT	START TIME	TEMPERATURE	HUMIDITY	WIND
Heat 3 3	17:26	27° C	42 %	-3.1 m/s

PLACE	BIB	NAME	COUNTRY	DATE of BIRTH	LANE	RESULT	REACTION	Fn
1	699	Irène EKELUND	SWE	08 Mar 97	3	23.56 Q	0.203	
2	768	Hannah CUNLIFFE	USA	09 Jan 96	6	23.63 Q	0.163	
3	476	Jonielle SMITH	JAM	30 Jan 96	4	24.13	0.139	
4	709	Kayelle CLARKE	TRI	28 Feb 96	5	24.54	0.177	
5	661	Veronica Shanti PEREIRA	SIN	20 Sep 96	1	24.76	0.171	
6	261	Veronika PALICKOVÁ	CZE	01 May 97	7	25.08	0.227	
	554	Oluwatobi AMUSAN	NGR	23 Apr 97	8	DQ 163.3	0.237	
	465	Jonel LACEY	IVB	13 Jan 96	2	DNS		

Note:
IAAF Rule 163.3 - Outside Lane





RESULTS
200 Metres Girls - Semi-Final

ALL-TIME TOP LIST				SEASON TOP LIST			
RESULT	NAME	Venue	DATE	RESULT	NAME	Venue	DATE
22.58	Marion JONES (USA)	New Orleans, LA	28 Jun 92	23.02	Irène EKELUND (SWE)	Donetsk	12 Jul 13
22.74	Raelene BOYLE (AUS)	Ciudad de México	18 Oct 68	23.18	Ariana WASHINGTON (USA)	Norwalk, CA	24 May 13
22.77	Chandra CHEESEBOROUGH (USA)	Ciudad de México	16 Oct 75	23.26	Ángela TENORIO (ECU)	Quito	30 Jun 13
22.79	Jodie WILLIAMS (GBR)	Loughborough	23 May 10	23.35	Gina LÜCKENKEMPER (GER)	Mannheim	30 Jun 13
22.82	Grit BREUER (GDR)	Macerata	6 Sep 89	23.37	Ky WESTBROOK (USA)	Edwardsville, IL	26 Jun 13
22.83	Allyson FELIX (USA)	Norwalk, CA	1 Jun 02	23.40	Kaylin WHITNEY (USA)	Jacksonville, FL	3 May 13
22.88	Gabrielle MAYO (USA)	Indianapolis, IN	23 Jun 06	23.54	Shannon HYLTON (GBR)	Loughborough	19 May 13
22.93	Vernicha JAMES (GBR)	Grosseto	21 Jul 01	23.54	Hannah CUNLIFFE (USA)	Edwardsville, IL	26 Jun 13
22.94	Anneisha MCLAUGHLIN (JAM)	Kinaston, JAM	19 Jul 02	23.59	Diamond SPAULDING (USA)	Jacksonville, FL	27 Apr 13
22.94	Bianca KNIGHT (USA)	Indianapolis, IN	23 Jun 06	23.65	Deanna HILL (USA)	Jacksonville, FL	27 Apr 13
				23.65	Alleandra WATT (USA)	Lakewood, CO	18 May 13



SUMMARY



200 Metres Girls - Semi-Final


First 2 in each heat (Q) and the next 2 fastest (q) advance to the Final

	RESULT	NAME	COUNTRY	AGE	DATE	VENUE
World Youth Best Perf.	22.58	Marion JONES	USA	17	28 Jun 1992	New Orleans, LA
Championships Record	22.99	Aymée MARTÍNEZ	CUB	17	17 Jul 2005	Marrakech
World Youth Leading	23.02	Irène EKELUND	SWE	16	12 Jul 2013	Donetsk

13 July 2013

RANK	PLACE	HEAT	BIB	NAME	COUNTRY	DATE of BIRTH	RESULT	WIND
1	1	1	783	Ariana WASHINGTON	USA	27 Aug 96	23.19 Q	0.0 m/s
2	2	1	280	Ángela TENORIO	ECU	27 Jan 96	23.35 Q	0.0 m/s
3	1	3	699	Irène EKELUND	SWE	08 Mar 97	23.56 Q	-3.1 m/s
4	2	3	768	Hannah CUNLIFFE	USA	09 Jan 96	23.63 Q	-3.1 m/s
5	1	2	379	Gina LÜCKENKEMPER	GER	21 Nov 96	23.72 Q	-1.4 m/s
6	3	1	382	Lisa MAYER	GER	02 May 96	23.75 q	PB 0.0 m/s
7	2	2	348	Shannon HYLTON	GBR	19 Dec 96	23.94 Q	-1.4 m/s
8	4	1	167	Leticia DE SOUZA	BRA	06 May 96	23.98 q	PB 0.0 m/s
9	3	2	481	Seika AOYAMA	JPN	01 May 96	24.01	-1.4 m/s
10	5	1	552	Adewumi Deborah ADEWALE	NGR	18 Apr 97	24.06	PB 0.0 m/s
11	3	3	476	Jonielle SMITH	JAM	30 Jan 96	24.13	-3.1 m/s
12	4	2	469	Saoukine CAMERON	JAM	21 Aug 96	24.34	-1.4 m/s
13	6	1	115	Noeli Anahí MARTÍNEZ	ARG	20 Jan 96	24.43	0.0 m/s
14	4	3	709	Kayelle CLARKE	TRI	28 Feb 96	24.54	-3.1 m/s
15	7	1	438	Micaela MORONI	ITA	01 Nov 96	24.56	PB 0.0 m/s
16	5	2	464	Nelda HUGGINS	IVB	02 Feb 97	24.65	-1.4 m/s
17	5	3	661	Veronica Shanti PEREIRA	SIN	20 Sep 96	24.76	-3.1 m/s
18	8	1	666	Kaja DEBEVEC	SLO	14 Aug 96	24.81	0.0 m/s
19	6	2	138	Jenae AMBROSE	BAH	29 Dec 97	25.05	-1.4 m/s
20	7	2	436	Anna SCHENA	ITA	05 Feb 97	25.07	-1.4 m/s
21	6	3	261	Veronika PALICKOVÁ	CZE	01 May 97	25.08	-3.1 m/s
22	8	2	191	Raquel TJERNAGEL	CAN	25 Oct 97	25.36	-1.4 m/s
		3	554	Oluwatobi AMUSAN	NGR	23 Apr 97	DQ	-3.1 m/s
		3	465	Jonel LACEY	IVB	13 Jan 96	DNS	-3.1 m/s

ALL-TIME TOP LIST				SEASON TOP LIST			
RESULT	NAME	Venue	DATE	RESULT	NAME	Venue	DATE
22.58	Marion JONES (USA)	New Orleans, LA	28 Jun 92	23.02	Irène EKELUND (SWE)	Donetsk	12 Jul 13
22.74	Raelene BOYLE (AUS)	Ciudad de México	18 Oct 68	23.18	Ariana WASHINGTON (USA)	Norwalk, CA	24 May 13
22.77	Chandra CHEESEBOROUGH (USA)	Ciudad de México	16 Oct 75	23.26	Ángela TENORIO (ECU)	Quito	30 Jun 13
22.79	Jodie WILLIAMS (GBR)	Loughborough	23 May 10	23.35	Gina LÜCKENKEMPER (GER)	Mannheim	30 Jun 13
22.82	Grit BREUER (GDR)	Macerata	6 Sep 89	23.37	Ky WESTBROOK (USA)	Edwardsville, IL	26 Jun 13
22.83	Allyson FELIX (USA)	Norwalk, CA	1 Jun 02	23.40	Kaylin WHITNEY (USA)	Jacksonville, FL	3 May 13
22.88	Gabrielle MAYO (USA)	Indianapolis, IN	23 Jun 06	23.54	Shannon HYLTON (GBR)	Loughborough	19 May 13
22.93	Vernicha JAMES (GBR)	Grosseto	21 Jul 01	23.54	Hannah CUNLIFFE (USA)	Edwardsville, IL	26 Jun 13
22.94	Anneisha MCLAUGHLIN (JAM)	Kingston, JAM	19 Jul 02	23.59	Diamond SPAULDING (USA)	Jacksonville, FL	27 Apr 13
22.94	Bianca KNIGHT (USA)	Indianapolis, IN	23 Jun 06	23.65	Deanna HILL (USA)	Jacksonville, FL	27 Apr 13
				23.65	Alleandra WATT (USA)	Lakewood, CO	18 May 13



RESULTS




200 Metres Girls - Final

	RESULT	NAME	COUNTRY	AGE	DATE	VENUE
World Youth Best Perf.	22.58	Marion JONES	USA	17	28 Jun 1992	New Orleans, LA
Championships Record	22.92	Irène EKELUND	SWE	16	14 Jul 2013	Donetsk
World Youth Leading	22.92	Irène EKELUND	SWE	16	14 Jul 2013	Donetsk

	START TIME	TEMPERATURE	HUMIDITY	WIND
Final 14 July 2013	15:04	30° C	31 %	-0.1 m/s

PLACE	BIB	NAME	COUNTRY	DATE OF BIRTH	LANE	RESULT	REACTION	Fn
1	699	Irène EKELUND	SWE	08 Mar 97	4	22.92	CR 0.143	
2	280	Ángela TENORIO	ECU	27 Jan 96	3	23.13	PB 0.191	
3	783	Ariana WASHINGTON	USA	27 Aug 96	5	23.20	0.151	
4	768	Hannah CUNLIFFE	USA	09 Jan 96	8	23.44	PB 0.166	
5	379	Gina LÜCKENKEMPER	GER	21 Nov 96	6	23.53	0.240	
6	348	Shannon HYLTON	GBR	19 Dec 96	7	23.64	0.159	
7	382	Lisa MAYER	GER	02 May 96	2	24.12	0.212	
8	167	Letícia DE SOUZA	BRA	06 May 96	1	24.46	0.153	

ALL-TIME TOP LIST				SEASON TOP LIST			
RESULT	NAME	Venue	DATE	RESULT	NAME	Venue	DATE
22.58	Marion JONES (USA)	New Orleans, LA	28 Jun 92	22.92	Irène EKELUND (SWE)	Donetsk	14 Jul 13
22.74	Raelene BOYLE (AUS)	Ciudad de México	18 Oct 68	23.13	Ángela TENORIO (ECU)	Donetsk	14 Jul 13
22.77	Chandra CHEESEBOROUGH (USA)	Ciudad de México	16 Oct 75	23.18	Ariana WASHINGTON (USA)	Norwalk, CA	24 May 13
22.79	Jodie WILLIAMS (GBR)	Loughborough	23 May 10	23.35	Gina LÜCKENKEMPER (GER)	Mannheim	30 Jun 13
22.82	Grit BREUER (GDR)	Macerata	6 Sep 89	23.37	Ky WESTBROOK (USA)	Edwardsville, IL	26 Jun 13
22.83	Allyson FELIX (USA)	Norwalk, CA	1 Jun 02	23.40	Kaylin WHITNEY (USA)	Jacksonville, FL	3 May 13
22.88	Gabrielle MAYO (USA)	Indianapolis, IN	23 Jun 06	23.44	Hannah CUNLIFFE (USA)	Donetsk	14 Jul 13
22.92	Irène EKELUND (SWE)	Donetsk	14 Jul 13	23.54	Shannon HYLTON (GBR)	Loughborough	19 May 13
22.93	Vernicha JAMES (GBR)	Grosseto	21 Jul 01	23.59	Diamond SPAULDING (USA)	Jacksonville, FL	27 Apr 13
22.94	Anneisha MCLAUGHLIN (JAM)	Kinston, JAM	19 Jul 02	23.65	Deanna HILL (USA)	Jacksonville, FL	27 Apr 13
22.94	Bianca KNIGHT (USA)	Indianapolis, IN	23 Jun 06	23.65	Alleandra WATT (USA)	Lakewood, CO	18 May 13



RESULTS



200 Metres Boys - Round 1

First 1 in each heat (Q) and the next 11 fastest (q) advance to the Semi-Final

	RESULT	NAME	COUNTRY	AGE	DATE	VENUE
World Youth Best Perf.	20.13	Usain BOLT	JAM	17	20 Jul 2003	Bridgetown
Championships Record	20.40	Usain BOLT	JAM	17	13 Jul 2003	Sherbrooke
World Youth Leading	20.72	Reynier MENA	CUB	17	28 Jun 2013	La Habana (EP)

	START TIME	TEMPERATURE	HUMIDITY	WIND
Heat 1 13 12 July 2013	11:30	27° C	45 %	-1.3 m/s

PLACE	BIB	NAME	COUNTRY	DATE of BIRTH	LANE	RESULT	REACTION	Fn
1	717	Llewellyn HEIN	RSA	14 Mar 96	1	21.66 Q	0.163	
2	190	Cameron NURSE	CAN	12 Jul 96	8	22.03	0.174	
3	770	Sadiki TYSON	SKN	25 Apr 97	3	22.27	PB 0.186	
4	929	Josneyber RAMÍREZ	VEN	17 Nov 97	7	22.38	0.194	
5	111	Mahmoud HAMMOUDI	ALG	10 May 96	2	22.45	0.211	
6	595	Vincent KARGER	LUX	17 Jan 96	6	22.54	0.185	
7	422	Douglas Ricardo ORELLANA	GUA	09 Mar 96	5	22.67	PB 0.323	
8	425	Wai Kin WONG	HKG	04 Apr 96	4	23.27	0.158	


	START TIME	TEMPERATURE	HUMIDITY	WIND
Heat 2 13 12 July 2013	11:36	27° C	45 %	-1.0 m/s

PLACE	BIB	NAME	COUNTRY	DATE of BIRTH	LANE	RESULT	REACTION	Fn
1	170	Vítor Hugo DOS SANTOS	BRA	01 Feb 96	4	21.62 Q	0.164	
2	452	Zak IRWIN	IRL	30 Oct 96	8	21.68 q	PB 0.195	
3	641	Even MEINSETH	NOR	22 May 96	7	22.25	0.173	
4	494	Michele NABACINO	ITA	08 Apr 96	5	22.37	0.170	
5	103	Abdesselam BOUCHAMIA	ALG	31 Mar 96	3	22.61	0.174	
6	942	Sean BANDA	ZIM	13 Feb 96	1	22.70	PB 0.153	
7	623	Jean Daniel LOZEREAU	MRI	26 Feb 97	6	22.75	0.182	
8	779	Blaž MURN	SLO	12 Mar 96	2	22.97	0.164	

	START TIME	TEMPERATURE	HUMIDITY	WIND
Heat 3 13 12 July 2013	11:43	27° C	45 %	-0.1 m/s

PLACE	BIB	NAME	COUNTRY	DATE of BIRTH	LANE	RESULT	REACTION	Fn
1	660	Arturo DELISER	PAN	24 Apr 97	1	21.62 Q	0.158	
2	142	Ian KERR	BAH	01 May 96	3	21.68 q	0.204	
3	933	Reberto BOYDE	VIN	17 May 96	7	21.78 q	PB 0.193	
4	179	Mohamed Saad GHALI	BRN	01 Nov 96	5	22.41	PB 0.170	
5	789	Milorad STEVOVIC	SRB	27 Jan 96	6	22.61	0.263	
6	440	Sudirman HADI	INA	09 Mar 96	2	22.65	0.154	
7	654	Zayid Khusaib AL SIYABI	OMA	19 Jun 96	4	22.78	PB 0.148	
8	583	Kristers KALNINŠ	LAT	18 Sep 96	8	22.90	0.161	





RESULTS
200 Metres Boys - Round 1

Heat 4		13	12 July 2013	START TIME	11:48	TEMPERATURE	27° C	HUMIDITY	45 %	WIND	1.6 m/s
PLACE	BIB	NAME	COUNTRY	DATE of BIRTH	LANE	RESULT	REACTION	Fn			
1	223	Youxue MO	CHN	10 Feb 96	2	21.53 Q					
2	855	Khalifa BAKHIT BIN JARN	UAE	07 Jun 96	4	22.06	PB	0.164			
3	886	Denys TSVEN	UKR	20 Apr 96	1	22.09	PB	0.147			
4	120	Leonel CARRIZO	ARG	01 Jan 96	8	22.55	PB	0.181			
5	626	Paulus NGHIXULU	NAM	21 Nov 96	3	22.76		0.173			
6	311	Óscar SÁNCHEZ	ESP	15 Oct 96	5	22.83		0.198			
	667	Jorge Andre SÁNCHEZ	PER	04 Jul 96	7	DQ 163.3		0.276			
	149	Mario BURKE	BAR	18 Mar 97	6	DNS					

Note:


IAAF Rule 163.3 - Outside Lane

Heat 5		13	12 July 2013	START TIME	11:54	TEMPERATURE	27° C	HUMIDITY	45 %	WIND	-1.5 m/s
PLACE	BIB	NAME	COUNTRY	DATE of BIRTH	LANE	RESULT	REACTION	Fn			
1	934	Reuberth BOYDE	VIN	17 May 96	7	21.88 Q	PB	0.270			
2	800	Marek ŠEFRÁNEK	SVK	27 Oct 96	4	21.94		0.161			
3	568	Jeongtae LEE	KOR	23 Jul 96	2	22.15		0.139			
4	362	Alagie SONKO	GAM	09 Oct 96	8	22.30	PB	0.195			
5	118	Alexis AGUILAR	ARG	27 Feb 96	5	22.99		0.232			
6	587	Asa LIONEL	LCA	06 Sep 96	1	23.02		0.159			
	837	Mohamed Fares JLASSI	TUN	09 Jan 97	3	DNS					
	895	Kenzo COTTON	USA	13 May 96	6	DNS					

Heat 6		13	12 July 2013	START TIME	12:00	TEMPERATURE	27° C	HUMIDITY	45 %	WIND	-0.1 m/s
PLACE	BIB	NAME	COUNTRY	DATE of BIRTH	LANE	RESULT	REACTION	Fn			
1	138	Janeke CARTWRIGHT	BAH	25 Mar 96	5	21.57 Q		0.226			
2	932	Lê TRONG HINH	VIE	03 Feb 96	6	21.80 q		0.277			
3	165	Vincent BASIMA	BOT	31 Aug 96	7	22.11		0.226			
4	326	Haji TURIE	ETH	22 Jun 97	8	22.35	PB	0.204			
5	546	Mikhail LITVIN	KAZ	05 Jan 96	3	22.44		0.212			
6	611	Daniel MARTÍNEZ	MEX	27 Aug 97	1	22.46		0.160			
7	445	Mohit MOHIT	IND	08 Aug 96	2	22.57		0.176			
8	589	Christophe BOULOS	LIB	20 Aug 96	4	22.79		0.167			

Heat 7		13	12 July 2013	START TIME	12:05	TEMPERATURE	27° C	HUMIDITY	45 %	WIND	-0.3 m/s
PLACE	BIB	NAME	COUNTRY	DATE of BIRTH	LANE	RESULT	REACTION	Fn			
1	830	Jonathan FARINHA	TRI	16 May 96	3	21.46 Q		0.171			
2	505	Odane BERNARD	JAM	04 May 96	2	21.71 q		0.219			
3	329	Jacob WAQANIVALU	FIJ	06 Nov 96	1	22.39		0.146			
4	922	Leonardo CLARO	VEN	31 Jan 96	6	22.42		0.192			
5	590	Antony MIKAEL	LIB	06 May 96	4	22.68		0.147			
6	665	Luis Adrián IRIARTE	PER	18 Apr 97	7	23.08		0.214			
7	935	Abdullah Mohammed MAKHREB	YEM	01 Jan 97	5	23.83	PB	0.176			
	183	Sidiki OUEDRAOGO	BUR	31 Dec 96	8	DNS					





RESULTS
200 Metres Boys - Round 1

Heat 8		13	12 July 2013	START TIME	12:11	TEMPERATURE	27° C	HUMIDITY	45 %	WIND	-0.6 m/s
PLACE	BIB	NAME	COUNTRY	DATE of BIRTH	LANE	RESULT	REACTION	Fn			
1	638	Ejowvokoghene Divine ODUDURU	NGR	07 Oct 96	5	21.24 Q	PB	0.176			
2	904	Noah LYLES	USA	18 Jul 97	1	21.28 q	PB	0.156			
3	936	Brian KASINDA	ZAM	31 Dec 97	6	22.12	PB	0.191			
4	264	Frederik SCHOU-NIELSEN	DEN	05 Feb 96	3	22.34		0.198			
5	159	Yahor PAPOU	BLR	12 Nov 96	2	22.44		0.204			
6	441	Ashish CHHIKARA	IND	29 Aug 96	4	23.22		0.152			
7	378	Tornike KVANTALIANI	GEO	16 May 96	8	23.34		0.167			
	248	Marko KOVACEVIC	CRO	21 Feb 96	7	DNS					

Heat 9		13	12 July 2013	START TIME	12:17	TEMPERATURE	27° C	HUMIDITY	45 %	WIND	-1.0 m/s
PLACE	BIB	NAME	COUNTRY	DATE of BIRTH	LANE	RESULT	REACTION	Fn			
1	374	Thomas SOMERS	GBR	28 Apr 97	4	21.09 Q	PB	0.180			
2	303	Daniel MAZÓN	ESP	31 Jan 96	1	21.80 q		0.179			
3	591	Mantas ŠEŠTOKAS	LTU	18 Apr 96	5	22.09		0.162			
4	191	Shermar PAUL	CAN	29 May 97	8	22.22		0.176			
5	579	Zaid Ali SADUN	KSA	22 May 96	7	22.35	PB	0.181			
6	503	Kyron MCMASTER	IVB	97	2	22.55		0.159			
7	653	Saif Khalfan AL OBAIDANI	OMA	13 May 96	3	22.58	SB	0.190			
8	774	Gregor Karl KOVŠE	SLO	08 Jan 96	6	22.86		0.169			


Heat 10		13	12 July 2013	START TIME	12:24	TEMPERATURE	27° C	HUMIDITY	45 %	WIND	-0.2 m/s
PLACE	BIB	NAME	COUNTRY	DATE of BIRTH	LANE	RESULT	REACTION	Fn			
1	511	Michael O'HARA	JAM	29 Sep 96	4	20.96 Q		0.186			
2	940	Michael SONGORE	ZIM	14 Aug 96	5	21.60 q	PB	0.196			
3	625	Lee-Anzo LOSPER	NAM	12 May 96	7	22.19	PB	0.163			
4	575	Abdulaziz Rabie AL JADANI	KSA	05 May 96	3	22.35	PB	0.154			
5	790	Samith L. A. ARACHCHIGE	SRI	16 Feb 96	1	22.62	PB	0.129			
6	544	Ilya MUSATOV	KAZ	20 Jul 96	6	23.17		0.234			
	557	Stanley Kieti MUTUNGA	KEN	30 Dec 96	8	DQ 163.3		0.228			
	580	Meshaal ALMUTAIRI	KUW	16 Mar 97	2	DNS					

Note:

IAAF Rule 163.3 - Outside Lane

Heat 11		13	12 July 2013	START TIME	12:30	TEMPERATURE	27° C	HUMIDITY	45 %	WIND	1.0 m/s
PLACE	BIB	NAME	COUNTRY	DATE of BIRTH	LANE	RESULT	REACTION	Fn			
1	254	Reynier MENA	CUB	21 Nov 96	5	20.91 Q		0.160			
2	328	Aaron POWELL	FIJ	08 Jan 96	4	21.87 q	PB	0.185			
3	768	Alkronus BRIDGEWATER	SKN	14 Mar 96	6	21.92 q		0.173			
4	236	Daniel AVENDAÑO	COL	15 Jun 96	2	22.04		0.162			
5	263	Peter Trajkovski SØRENSEN	DEN	25 Jul 96	8	22.10	PB	0.159			
6	881	Viktor SENCHUK	UKR	27 Feb 97	7	22.31	PB	0.168			
7	275	Carlos PERLAZA	ECU	10 Jun 96	3	22.39	PB	0.169			
8	793	Nisal S. D. K. MUDIYANSELAGE	SRI	14 May 96	1	23.25		0.146			





RESULTS
200 Metres Boys - Round 1

Heat 12 **13** 12 July 2013 START TIME 12:36 TEMPERATURE 27° C HUMIDITY 45 % WIND -1.2 m/s

PLACE	BIB	NAME	COUNTRY	DATE of BIRTH	LANE	RESULT	REACTION	Fn
1	221	Zhe LI	CHN	16 Oct 97	8	21.63 Q	0.207	
2	434	Richárd KÖCSE	HUN	19 Nov 97	1	22.09	0.165	
3	166	Karabo MOTHIBI	BOT	15 Oct 96	2	22.47	0.163	
4	359	Assan FAYE	GAM	28 Nov 96	3	22.48	0.211	
5	710	Cristian RADU	ROU	21 Dec 96	6	22.58	0.201	
6	760	Jean-Eve ROSELINE	SEY	17 Sep 96	5	22.93	0.200	
7	663	Roger SOSA	PAR	12 Sep 96	4	23.26	0.186	
	525	Kazuya YANO	JPN	05 Feb 96	7	DQ 163.3	0.159	

Note:

IAAF Rule 163.3 - Outside Lane

Heat 13 **13** 12 July 2013 START TIME 12:42 TEMPERATURE 27° C HUMIDITY 45 % WIND 1.2 m/s

PLACE	BIB	NAME	COUNTRY	DATE of BIRTH	LANE	RESULT	REACTION	Fn
1	686	Ricardo FELICIANO	PUR	15 Jun 96	8	21.76 Q	0.182	
2	682	Ricardo PEREIRA	POR	04 Mar 96	4	21.93 q	PB 0.161	
3	345	Babacar DIOP	FRA	06 Jun 96	1	21.99	0.182	
4	483	Gabriele GARGANO	ITA	25 Sep 96	6	22.27	0.158	
5	706	Nicolae GORCEA	ROU	19 Apr 96	3	22.34	PB 0.204	
6	458	Tomer SHAPIRA	ISR	29 Nov 96	5	22.81	0.200	
7	243	Alejandtro ARAYA	CRC	16 Oct 97	2	23.44	0.187	
	622	Sebastien CLARICE	MRI	18 Mar 96	7	DNS		

ALL-TIME TOP LIST

RESULT	NAME	Venue	DATE
20.13	Usain BOLT (JAM)	Bridgetown	20 Jul 03
20.37	DaBryan BLANTON (USA)	Austin, TX	12 May 01
20.39	Clinton DAVIS (USA)	Barquisimeto	1 Aug 82
20.41	Darrel BROWN (TRI)	Port-of-Spain	6 May 01
20.50	Quincy WATTS (USA)	Provo, UT	25 Jul 87
20.58	J-Mee SAMUELS (USA)	Des Moines, IA	5 Aug 04
20.58	Ramone MCKENZIE (JAM)	Providenciales	9 Apr 07
20.62	Sultan MCCULLOUGH (USA)	Norwalk, CA	24 May 97
20.67	Ramil GULIYEV (AZE)	Baku	3 Jun 07
20.69	Alexander NELSON (GBR)	Stoke-on-Trent	30 Jul 05

SEASON TOP LIST

RESULT	NAME	Venue	DATE
20.72	Reynier MENA (CUB)	La Habana (EP)	28 Jun 13
20.75	Michael O'HARA (JAM)	Kingston (NS), JAM	16 Jun 13
20.91	Vitor Hugo DOS SANTOS (BRA)	São Paulo (IDCM)	8 Jun 13
20.99	Paul LUCAS (USA)	Tempe, AZ	6 Apr 13
21.01	Jonathan FARINHA (TRI)	Port-of-Spain	2 Jun 13
21.05	Myles VALENTINE (USA)	Mission Viejo, CA	11 May 13
21.09	Thomas SOMERS (GBR)	Donetsk	12 Jul 13
21.16	Kristoffer HARI (DEN)	Schweinfurt	22 Jun 13
21.21	Reece PRESCOD (GBR)	Bedford, GBR	16 Jun 13
21.24	Andrew HUDSON (USA)	Austin (MMS), TX	11 May 13
21.24	Ejowvokoghene Divine ODUDURU (NGR)	Donetsk	12 Jul 13



SUMMARY



200 Metres Boys - Round 1

First 1 in each heat (Q) and the next 11 fastest (q) advance to the Semi-Final

	RESULT	NAME	COUNTRY	AGE	DATE	VENUE
World Youth Best Perf.	20.13	Usain BOLT	JAM	17	20 Jul 2003	Bridgetown
Championships Record	20.40	Usain BOLT	JAM	17	13 Jul 2003	Sherbrooke
World Youth Leading	20.72	Reynier MENA	CUB	17	28 Jun 2013	La Habana [EP]

12 July 2013

RANK	PLACE	HEAT	BIB	NAME	COUNTRY	DATE of BIRTH	RESULT	WIND
1	1	11	254	Reynier MENA	CUB	21 Nov 96	20.91 Q	1.0 m/s
2	1	10	511	Michael O'HARA	JAM	29 Sep 96	20.96 Q	-0.2 m/s
3	1	9	374	Thomas SOMERS	GBR	28 Apr 97	21.09 Q	PB -1.0 m/s
4	1	8	638	Ejovvokoghene Divine ODUDURU	NGR	07 Oct 96	21.24 Q	PB -0.6 m/s
5	2	8	904	Noah LYLES	USA	18 Jul 97	21.28 q	PB -0.6 m/s
6	1	7	830	Jonathan FARINHA	TRI	16 May 96	21.46 Q	-0.3 m/s
7	1	4	223	Youxue MO	CHN	10 Feb 96	21.53 Q	1.6 m/s
8	1	6	138	Janeko CARTWRIGHT	BAH	25 Mar 96	21.57 Q	-0.1 m/s
9	2	10	940	Michael SONGORE	ZIM	14 Aug 96	21.60 q	PB -0.2 m/s
10	1	3	660	Arturo DELISER	PAN	24 Apr 97	21.62 Q	-0.1 m/s
10	1	2	170	Vítor Hugo DOS SANTOS	BRA	01 Feb 96	21.62 Q	-1.0 m/s
12	1	12	221	Zhe LI	CHN	16 Oct 97	21.63 Q	-1.2 m/s
13	1	1	717	Llewellyn HEIN	RSA	14 Mar 96	21.66 Q	-1.3 m/s
14	2	3	142	Ian KERR	BAH	01 May 96	21.68 q	-0.1 m/s
14	2	2	452	Zak IRWIN	IRL	30 Oct 96	21.68 q	PB -1.0 m/s
16	2	7	505	Odane BERNARD	JAM	04 May 96	21.71 q	-0.3 m/s
17	1	13	686	Ricardo FELICIANO	PUR	15 Jun 96	21.76 Q	1.2 m/s
18	3	3	933	Reberto BOYDE	VIN	17 May 96	21.78 q	PB -0.1 m/s
19	2	9	303	Daniel MAZÓN	ESP	31 Jan 96	21.80 q	-1.0 m/s
19	2	6	932	Lê TRONG HINH	VIE	03 Feb 96	21.80 q	-0.1 m/s
21	2	11	328	Aaron POWELL	FIJ	08 Jan 96	21.87 q	PB 1.0 m/s
22	1	5	934	Reuberth BOYDE	VIN	17 May 96	21.88 Q	PB -1.5 m/s
23	3	11	768	Alkronus BRIDGEWATER	SKN	14 Mar 96	21.92 q	1.0 m/s
24	2	13	682	Ricardo PEREIRA	POR	04 Mar 96	21.93 q	PB 1.2 m/s
25	2	5	800	Marek ŠEFRÁNEK	SVK	27 Oct 96	21.94	-1.5 m/s
26	3	13	345	Babacar DIOP	FRA	06 Jun 96	21.99	1.2 m/s
27	2	1	190	Cameron NURSE	CAN	12 Jul 96	22.03	-1.3 m/s
28	4	11	236	Daniel AVENDAÑO	COL	15 Jun 96	22.04	1.0 m/s
29	2	4	855	Khalifa BAKHIT BIN JARN	UAE	07 Jun 96	22.06	PB 1.6 m/s
30	2	12	434	Richárd KÖCSE	HUN	19 Nov 97	22.09	-1.2 m/s
30	3	4	886	Denys TSVEN	UKR	20 Apr 96	22.09	PB 1.6 m/s
30	3	9	591	Mantas ŠEŠTOKAS	LTU	18 Apr 96	22.09	-1.0 m/s
33	5	11	263	Peter Trajkovski SØRENSEN	DEN	25 Jul 96	22.10	PB 1.0 m/s
34	3	6	165	Vincent BASIMA	BOT	31 Aug 96	22.11	-0.1 m/s
35	3	8	936	Brian KASINDA	ZAM	31 Dec 97	22.12	PB -0.6 m/s
36	3	5	568	Jeongtae LEE	KOR	23 Jul 96	22.15	-1.5 m/s
37	3	10	625	Lee-Anzo LOSPER	NAM	12 May 96	22.19	PB -0.2 m/s
38	4	9	191	Shermar PAUL	CAN	29 May 97	22.22	-1.0 m/s
39	3	2	641	Even MEINSETH	NOR	22 May 96	22.25	-1.0 m/s
40	3	1	770	Sadiki TYSON	SKN	25 Apr 97	22.27	PB -1.3 m/s
40	4	13	483	Gabriele GARGANO	ITA	25 Sep 96	22.27	1.2 m/s

SUMMARY
200 Metres Boys - Round 1

12 July 2013


RANK	PLACE	HEAT	BIB	NAME	COUNTRY	DATE of BIRTH	RESULT	WIND
42	4	5	362	Alagie SONKO	GAM	09 Oct 96	22.30	PB -1.5 m/s
43	6	11	881	Viktor SENCHUK	UKR	27 Feb 97	22.31	PB 1.0 m/s
44	4	8	264	Frederik SCHOU-NIELSEN	DEN	05 Feb 96	22.34	-0.6 m/s
44	5	13	706	Nicolae GORCEA	ROU	19 Apr 96	22.34	PB 1.2 m/s
46	4	10	575	Abdulaziz Rabie AL JADANI	KSA	05 May 96	22.35	PB -0.2 m/s
46	4	6	326	Haji TURIE	ETH	22 Jun 97	22.35	PB -0.1 m/s
46	5	9	579	Zaid Ali SADUN	KSA	22 May 96	22.35	PB -1.0 m/s
49	4	2	494	Michele NABACINO	ITA	08 Apr 96	22.37	-1.0 m/s
50	4	1	929	Josneyber RAMÍREZ	VEN	17 Nov 97	22.38	-1.3 m/s
51	3	7	329	Jacob WAQANIVALU	FIJ	06 Nov 96	22.39	-0.3 m/s
51	7	11	275	Carlos PERLAZA	ECU	10 Jun 96	22.39	PB 1.0 m/s
53	4	3	179	Mohamed Saad GHALI	BRN	01 Nov 96	22.41	PB -0.1 m/s
54	4	7	922	Leonardo CLARO	VEN	31 Jan 96	22.42	-0.3 m/s
55	5	6	546	Mikhail LITVIN	KAZ	05 Jan 96	22.44	-0.1 m/s
55	5	8	159	Yahor PAPOU	BLR	12 Nov 96	22.44	-0.6 m/s
57	5	1	111	Mahmoud HAMMOUDI	ALG	10 May 96	22.45	-1.3 m/s
58	6	6	611	Daniel MARTÍNEZ	MEX	27 Aug 97	22.46	-0.1 m/s
59	3	12	166	Karabo MOTHIBI	BOT	15 Oct 96	22.47	-1.2 m/s
60	4	12	359	Assan FAYE	GAM	28 Nov 96	22.48	-1.2 m/s
61	6	1	595	Vincent KARGER	LUX	17 Jan 96	22.54	-1.3 m/s
62	4	4	120	Leonel CARRIZO	ARG	01 Jan 96	22.55	PB 1.6 m/s
62	6	9	503	Kyron MCMASTER	IVB	97	22.55	-1.0 m/s
64	7	6	445	Mohit MOHIT	IND	08 Aug 96	22.57	-0.1 m/s
65	5	12	710	Cristian RADU	ROU	21 Dec 96	22.58	-1.2 m/s
65	7	9	653	Saif Khalfan AL OBAIDANI	OMA	13 May 96	22.58	SB -1.0 m/s
67	5	2	103	Abdesselam BOUCHAMIA	ALG	31 Mar 96	22.61	-1.0 m/s
67	5	3	789	Milorad STEVOVIC	SRB	27 Jan 96	22.61	-0.1 m/s
69	5	10	790	Samith L. A. ARACHCHIGE	SRI	16 Feb 96	22.62	PB -0.2 m/s
70	6	3	440	Sudirman HADI	INA	09 Mar 96	22.65	-0.1 m/s
71	7	1	422	Douglas Ricardo ORELLANA	GUA	09 Mar 96	22.67	PB -1.3 m/s
72	5	7	590	Antony MIKAEL	LIB	06 May 96	22.68	-0.3 m/s
73	6	2	942	Sean BANDA	ZIM	13 Feb 96	22.70	PB -1.0 m/s
74	7	2	623	Jean Daniel LOZEREAU	MRI	26 Feb 97	22.75	-1.0 m/s
75	5	4	626	Paulus NGHIXULU	NAM	21 Nov 96	22.76	1.6 m/s
76	7	3	654	Zayid Khusaib AL SIYABI	OMA	19 Jun 96	22.78	PB -0.1 m/s
77	8	6	589	Christophe BOULOS	LIB	20 Aug 96	22.79	-0.1 m/s
78	6	13	458	Tomer SHAPIRA	ISR	29 Nov 96	22.81	1.2 m/s
79	6	4	311	Óscar SÁNCHEZ	ESP	15 Oct 96	22.83	1.6 m/s
80	8	9	774	Gregor Karl KOVŠE	SLO	08 Jan 96	22.86	-1.0 m/s
81	8	3	583	Kristers KALNINŠ	LAT	18 Sep 96	22.90	-0.1 m/s
82	6	12	760	Jean-Eve ROSELINE	SEY	17 Sep 96	22.93	-1.2 m/s
83	8	2	779	Blaž MURN	SLO	12 Mar 96	22.97	-1.0 m/s
84	5	5	118	Alexis AGUILAR	ARG	27 Feb 96	22.99	-1.5 m/s
85	6	5	587	Asa LIONEL	LCA	06 Sep 96	23.02	-1.5 m/s
86	6	7	665	Luis Adrián IRIARTE	PER	18 Apr 97	23.08	-0.3 m/s
87	6	10	544	Ilya MUSATOV	KAZ	20 Jul 96	23.17	-0.2 m/s
88	6	8	441	Ashish CHHIKARA	IND	29 Aug 96	23.22	-0.6 m/s

SUMMARY
200 Metres Boys - Round 1

12 July 2013

RANK	PLACE	HEAT	BIB	NAME	COUNTRY	DATE of BIRTH	RESULT	WIND
89	8	11	793	Nisal S. D. K. MUDIYANSELAGE	SRI	14 May 96	23.25	1.0 m/s
90	7	12	663	Roger SOSA	PAR	12 Sep 96	23.26	-1.2 m/s
91	8	1	425	Wai Kin WONG	HKG	04 Apr 96	23.27	-1.3 m/s
92	7	8	378	Tornike KVANTALIANI	GEO	16 May 96	23.34	-0.6 m/s
93	7	13	243	Alejandtro ARAYA	CRC	16 Oct 97	23.44	1.2 m/s
94	7	7	935	Abdullah Mohammed MAKHREB	YEM	01 Jan 97	23.83	PB -0.3 m/s
	4		667	Jorge Andre SÁNCHEZ	PER	04 Jul 96	DQ	1.6 m/s
	10		557	Stanley Kieti MUTUNGA	KEN	30 Dec 96	DQ	-0.2 m/s
	12		525	Kazuya YANO	JPN	05 Feb 96	DQ	-1.2 m/s
	5		895	Kenzo COTTON	USA	13 May 96	DNS	-1.5 m/s
	4		149	Mario BURKE	BAR	18 Mar 97	DNS	1.6 m/s
	8		248	Marko KOVACEVIC	CRO	21 Feb 96	DNS	-0.6 m/s
	10		580	Meshaal ALMUTAIRI	KUW	16 Mar 97	DNS	-0.2 m/s
	5		837	Mohamed Fares JLASSI	TUN	09 Jan 97	DNS	-1.5 m/s
	13		622	Sebastien CLARICE	MRI	18 Mar 96	DNS	1.2 m/s
	7		183	Sidiki OUEDRAOGO	BUR	31 Dec 96	DNS	-0.3 m/s

ALL-TIME TOP LIST				SEASON TOP LIST			
RESULT	NAME	Venue	DATE	RESULT	NAME	Venue	DATE
20.13	Usain BOLT (JAM)	Bridgetown	20 Jul 03	20.72	Reynier MENA (CUB)	La Habana (EP)	28 Jun 13
20.37	DaBryan BLANTON (USA)	Austin, TX	12 May 01	20.75	Michael O'HARA (JAM)	Kingston (NS), JAM	16 Jun 13
20.39	Clinton DAVIS (USA)	Barquisimeto	1 Aug 82	20.91	Vitor Hugo DOS SANTOS (BRA)	São Paulo (IDCM)	8 Jun 13
20.41	Darrel BROWN (TRI)	Port-of-Spain	6 May 01	20.99	Paul LUCAS (USA)	Tempe, AZ	6 Apr 13
20.50	Quincy WATTS (USA)	Provo, UT	25 Jul 87	21.01	Jonathan FARINHA (TRI)	Port-of-Spain	2 Jun 13
20.58	J-Mee SAMUELS (USA)	Des Moines, IA	5 Aug 04	21.05	Myles VALENTINE (USA)	Mission Viejo, CA	11 May 13
20.58	Ramone MCKENZIE (JAM)	Providenciales	9 Apr 07	21.09	Thomas SOMERS (GBR)	Donetsk	12 Jul 13
20.62	Sultan MCCULLOUGH (USA)	Norwalk, CA	24 May 97	21.16	Kristoffer HARI (DEN)	Schweinfurt	22 Jun 13
20.67	Ramil GULIYEV (AZE)	Baku	3 Jun 07	21.21	Reece PRESCOD (GBR)	Bedford, GBR	16 Jun 13
20.69	Alexander NELSON (GBR)	Stoke-on-Trent	30 Jul 05	21.24	Andrew HUDSON (USA)	Austin (MMS), TX	11 May 13
				21.24	Ejowvokoghene Divine ODUDURU (NGR)	Donetsk	12 Jul 13



RESULTS



200 Metres Boys - Semi-Final

First 2 in each heat (Q) and the next 2 fastest (q) advance to the Final

	RESULT	NAME	COUNTRY	AGE	DATE	VENUE
World Youth Best Perf.	20.13	Usain BOLT	JAM	17	20 Jul 2003	Bridgetown
Championships Record	20.40	Usain BOLT	JAM	17	13 Jul 2003	Sherbrooke
World Youth Leading	20.72	Reynier MENA	CUB	17	28 Jun 2013	La Habana (EP)

HEAT	START TIME	TEMPERATURE	HUMIDITY	WIND
Heat 1 3	17:44	27° C	42 %	-0.9 m/s

PLACE	BIB	NAME	COUNTRY	DATE OF BIRTH	LANE	RESULT	REACTION	Fn
1	374	Thomas SOMERS	GBR	28 Apr 97	5	21.05 Q	PB 0.161	
2	638	Ejowvokoghene Divine ODUDURU	NGR	07 Oct 96	3	21.13 Q	PB 0.142	
3	221	Zhe LI	CHN	16 Oct 97	4	21.49 q	PB 0.158	
4	303	Daniel MAZÓN	ESP	31 Jan 96	1	21.63	0.171	
5	452	Zak IRWIN	IRL	30 Oct 96	7	21.76	0.167	
6	940	Michael SONGORE	ZIM	14 Aug 96	8	21.81	0.203	
7	328	Aaron POWELL	FIJ	08 Jan 96	2	21.96	0.165	
	660	Arturo DELISER	PAN	24 Apr 97	6	DQ 163.3	0.219	

Note:
IAAF Rule 163.3 - Outside Lane


HEAT	START TIME	TEMPERATURE	HUMIDITY	WIND
Heat 2 3	17:52	27° C	42 %	-2.5 m/s

PLACE	BIB	NAME	COUNTRY	DATE OF BIRTH	LANE	RESULT	REACTION	Fn
1	511	Michael O'HARA	JAM	29 Sep 96	4	21.17 Q	0.189	
2	170	Vitor Hugo DOS SANTOS	BRA	01 Feb 96	3	21.20 Q	0.175	
3	830	Jonathan FARINHA	TRI	16 May 96	6	21.36 q	0.207	
4	904	Noah LYLES	USA	18 Jul 97	7	21.58	0.198	
5	142	Ian KERR	BAH	01 May 96	8	21.91	0.200	
6	717	Llewellyn HEIN	RSA	14 Mar 96	5	21.97	0.179	
7	933	Reberto BOYDE	VIN	17 May 96	2	22.16	0.190	
8	768	Alkronus BRIDGEWATER	SKN	14 Mar 96	1	22.60	0.149	

HEAT	START TIME	TEMPERATURE	HUMIDITY	WIND
Heat 3 3	17:58	27° C	42 %	-3.0 m/s

PLACE	BIB	NAME	COUNTRY	DATE OF BIRTH	LANE	RESULT	REACTION	Fn
1	254	Reynier MENA	CUB	21 Nov 96	3	21.38 Q	0.149	
2	223	Youxue MO	CHN	10 Feb 96	4	21.59 Q	0.175	
3	505	Odane BERNARD	JAM	04 May 96	7	21.66	PB 0.216	
4	934	Reuberth BOYDE	VIN	17 May 96	8	22.02	0.210	
5	932	Lê TRONG HINH	VIE	03 Feb 96	1	22.12	0.163	
6	682	Ricardo PEREIRA	POR	04 Mar 96	2	22.20	0.166	
7	686	Ricardo FELICIANO	PUR	15 Jun 96	5	22.25	0.166	
	138	Janeko CARTWRIGHT	BAH	25 Mar 96	6	DNF	0.191	





RESULTS
200 Metres Boys - Semi-Final

ALL-TIME TOP LIST				SEASON TOP LIST			
RESULT	NAME	Venue	DATE	RESULT	NAME	Venue	DATE
20.13	Usain BOLT (JAM)	Bridgetown	20 Jul 03	20.72	Reynier MENA (CUB)	La Habana (EP)	28 Jun 13
20.37	DaBryan BLANTON (USA)	Austin, TX	12 May 01	20.75	Michael O'HARA (JAM)	Kingston (NS), JAM	16 Jun 13
20.39	Clinton DAVIS (USA)	Barquisimeto	1 Aug 82	20.91	Vitor Hugo DOS SANTOS (BRA)	São Paulo (IDCM)	8 Jun 13
20.41	Darrel BROWN (TRI)	Port-of-Spain	6 May 01	20.99	Paul LUCAS (USA)	Tempe, AZ	6 Apr 13
20.50	Quincy WATTS (USA)	Provo, UT	25 Jul 87	21.01	Jonathan FARINHA (TRI)	Port-of-Spain	2 Jun 13
20.58	J-Mee SAMUELS (USA)	Des Moines, IA	5 Aug 04	21.05	Myles VALENTINE (USA)	Mission Viejo, CA	11 May 13
20.58	Ramone MCKENZIE (JAM)	Providenciales	9 Apr 07	21.05	Thomas SOMERS (GBR)	Donetsk	13 Jul 13
20.62	Sultan MCCULLOUGH (USA)	Norwalk, CA	24 May 97	21.13	Ejowvokoghene Divine ODUDURU (NGR)	Donetsk	13 Jul 13
20.67	Ramil GULIYEV (AZE)	Baku	3 Jun 07	21.16	Kristoffer HARI (DEN)	Schweinfurt	22 Jun 13
20.69	Alexander NELSON (GBR)	Stoke-on-Trent	30 Jul 05	21.21	Reece PRESCOD (GBR)	Bedford, GBR	16 Jun 13



SUMMARY



200 Metres Boys - Semi-Final

First 2 in each heat (Q) and the next 2 fastest (q) advance to the Final


	RESULT	NAME	COUNTRY	AGE	DATE	VENUE
World Youth Best Perf.	20.13	Usain BOLT	JAM	17	20 Jul 2003	Bridgetown
Championships Record	20.40	Usain BOLT	JAM	17	13 Jul 2003	Sherbrooke
World Youth Leading	20.72	Reynier MENA	CUB	17	28 Jun 2013	La Habana (EP)

13 July 2013

RANK	PLACE	HEAT	BIB	NAME	COUNTRY	DATE of BIRTH	RESULT	WIND
1	1	1	374	Thomas SOMERS	GBR	28 Apr 97	21.05 Q	PB -0.9 m/s
2	2	1	638	Ejowvokoghene Divine ODUDURU	NGR	07 Oct 96	21.13 Q	PB -0.9 m/s
3	1	2	511	Michael O'HARA	JAM	29 Sep 96	21.17 Q	-2.5 m/s
4	2	2	170	Vitor Hugo DOS SANTOS	BRA	01 Feb 96	21.20 Q	-2.5 m/s
5	3	2	830	Jonathan FARINHA	TRI	16 May 96	21.36 q	-2.5 m/s
6	1	3	254	Reynier MENA	CUB	21 Nov 96	21.38 Q	-3.0 m/s
7	3	1	221	Zhe LI	CHN	16 Oct 97	21.49 q	PB -0.9 m/s
8	4	2	904	Noah LYLES	USA	18 Jul 97	21.58	-2.5 m/s
9	2	3	223	Youxue MO	CHN	10 Feb 96	21.59 Q	-3.0 m/s
10	4	1	303	Daniel MAZÓN	ESP	31 Jan 96	21.63	-0.9 m/s
11	3	3	505	Odane BERNARD	JAM	04 May 96	21.66	PB -3.0 m/s
12	5	1	452	Zak IRWIN	IRL	30 Oct 96	21.76	-0.9 m/s
13	6	1	940	Michael SONGORE	ZIM	14 Aug 96	21.81	-0.9 m/s
14	5	2	142	Ian KERR	BAH	01 May 96	21.91	-2.5 m/s
15	7	1	328	Aaron POWELL	FIJ	08 Jan 96	21.96	-0.9 m/s
16	6	2	717	Llewellyn HEIN	RSA	14 Mar 96	21.97	-2.5 m/s
17	4	3	934	Reuberth BOYDE	VIN	17 May 96	22.02	-3.0 m/s
18	5	3	932	Lê TRONG HINH	VIE	03 Feb 96	22.12	-3.0 m/s
19	7	2	933	Reberto BOYDE	VIN	17 May 96	22.16	-2.5 m/s
20	6	3	682	Ricardo PEREIRA	POR	04 Mar 96	22.20	-3.0 m/s
21	7	3	686	Ricardo FELICIANO	PUR	15 Jun 96	22.25	-3.0 m/s
22	8	2	768	Alkronus BRIDGEWATER	SKN	14 Mar 96	22.60	-2.5 m/s
			1	Arturo DELISER	PAN	24 Apr 97	DQ	-0.9 m/s
			3	Janeko CARTWRIGHT	BAH	25 Mar 96	DNF	-3.0 m/s

ALL-TIME TOP LIST				SEASON TOP LIST			
RESULT	NAME	Venue	DATE	RESULT	NAME	Venue	DATE
20.13	Usain BOLT (JAM)	Bridgetown	20 Jul 03	20.72	Reynier MENA (CUB)	La Habana (EP)	28 Jun 13
20.37	DaBryan BLANTON (USA)	Austin, TX	12 May 01	20.75	Michael O'HARA (JAM)	Kingston (NS), JAM	16 Jun 13
20.39	Clinton DAVIS (USA)	Barquisimeto	1 Aug 82	20.91	Vitor Hugo DOS SANTOS (BRA)	São Paulo (IDCM)	8 Jun 13
20.41	Darrel BROWN (TRI)	Port-of-Spain	6 May 01	20.99	Paul LUCAS (USA)	Tempe, AZ	6 Apr 13
20.50	Quincy WATTS (USA)	Provo, UT	25 Jul 87	21.01	Jonathan FARINHA (TRI)	Port-of-Spain	2 Jun 13
20.58	J-Mee SAMUELS (USA)	Des Moines, IA	5 Aug 04	21.05	Myles VALENTINE (USA)	Mission Viejo, CA	11 May 13
20.58	Ramone MCKENZIE (JAM)	Providenciales	9 Apr 07	21.05	Thomas SOMERS (GBR)	Donetsk	13 Jul 13
20.62	Sultan MCCULLOUGH (USA)	Norwalk, CA	24 May 97	21.13	Ejowvokoghene Divine ODUDURU (NGR)	Donetsk	13 Jul 13
20.67	Ramil GULIYEV (AZE)	Baku	3 Jun 07	21.16	Kristoffer HARI (DEN)	Schweinfurt	22 Jun 13
20.69	Alexander NELSON (GBR)	Stoke-on-Trent	30 Jul 05	21.21	Reece PRESCOD (GBR)	Bedford, GBR	16 Jun 13





RESULTS

200 Metres Boys - Final




	RESULT	NAME	COUNTRY	AGE	DATE	VENUE
World Youth Best Perf.	20.13	Usain BOLT	JAM	17	20 Jul 2003	Bridgetown
Championships Record	20.40	Usain BOLT	JAM	17	13 Jul 2003	Sherbrooke
World Youth Leading	20.63	Michael O'HARA	JAM	17	14 Jul 2013	Donetsk

	START TIME	TEMPERATURE	HUMIDITY	WIND
Final 14 July 2013	15:20	30° C	31 %	-1.0 m/s

PLACE	BIB	NAME	COUNTRY	DATE of BIRTH	LANE	RESULT	REACTION	Fn
1	511	Michael O'HARA	JAM	29 Sep 96	6	20.63	WYL 0.168	
2	170	Vitor Hugo DOS SANTOS	BRA	01 Feb 96	7	20.67	PB 0.168	
3	254	Reynier MENA	CUB	21 Nov 96	5	20.79	0.146	
4	374	Thomas SOMERS	GBR	28 Apr 97	4	20.84	PB 0.161	
5	830	Jonathan FARINHA	TRI	16 May 96	1	21.00	PB 0.154	
6	638	Ejovvokoghene Divine ODUDURU	NGR	07 Oct 96	3	21.37	0.150	
7	223	Youxue MO	CHN	10 Feb 96	8	21.42	0.160	
8	221	Zhe LI	CHN	16 Oct 97	2	21.54	0.161	

ALL-TIME TOP LIST				SEASON TOP LIST			
RESULT	NAME	Venue	DATE	RESULT	NAME	Venue	DATE
20.13	Usain BOLT (JAM)	Bridgetown	20 Jul 03	20.63	Michael O'HARA (JAM)	Donetsk	14 Jul 13
20.37	DaBryan BLANTON (USA)	Austin, TX	12 May 01	20.67	Vitor Hugo DOS SANTOS (BRA)	Donetsk	14 Jul 13
20.39	Clinton DAVIS (USA)	Barquisimeto	1 Aug 82	20.72	Reynier MENA (CUB)	La Habana (EP)	28 Jun 13
20.41	Darrel BROWN (TRI)	Port-of-Spain	6 May 01	20.84	Thomas SOMERS (GBR)	Donetsk	14 Jul 13
20.50	Quincy WATTS (USA)	Provo, UT	25 Jul 87	20.99	Paul LUCAS (USA)	Tempe, AZ	6 Apr 13
20.58	J-Mee SAMUELS (USA)	Des Moines, IA	5 Aug 04	21.00	Jonathan FARINHA (TRI)	Donetsk	14 Jul 13
20.58	Ramone MCKENZIE (JAM)	Providenciales	9 Apr 07	21.05	Myles VALENTINE (USA)	Mission Viejo, CA	11 May 13
20.62	Sultan MCCULLOUGH (USA)	Norwalk, CA	24 May 97	21.13	Ejovvokoghene Divine ODUDURU (NGR)	Donetsk	13 Jul 13
20.63	Michael O'HARA (JAM)	Donetsk	14 Jul 13	21.16	Kristoffer HARI (DEN)	Schweinfurt	22 Jun 13
20.67	Ramil GULIYEV (AZE)	Baku	3 Jun 07	21.21	Reece PRESCOD (GBR)	Bedford, GBR	16 Jun 13
20.67	Vitor Hugo DOS SANTOS (BRA)	Donetsk	14 Jul 13				



RESULTS



Javelin Throw (700g) Boys - Qualification

With qualifying standard of 71.00 (Q) or at least the 12 best performers (q) advance to the Final

	RESULT	NAME	COUNTRY	AGE	DATE	VENUE
World Youth Best Perf.	89.34	Braian TOLEDO	ARG	17	6 Mar 2010	Mar del Plata
Championships Record	83.16	Morné MOOLMAN	RSA	17	9 Jul 2011	Lille
World Youth Leading	79.94	Miro MÄÄTTÄNEN	FIN	17	12 Jun 2013	Janakkala


Group A	12 July 2013	START TIME	16:30	TEMPERATURE	30° C	HUMIDITY	29 %
		END TIME	17:20		30° C		29 %

PLACE	BIB	NAME	COUNTRY	DATE of BIRTH	ORDER	RESULT	1	2	3
1	341	Lassi SAARINEN	FIN	10 Mar 97	12	78.65 Q		X	68.01 78.65
2	778	Matija MUHAR	SLO	22 Jul 96	14	76.73 Q		X	69.14 76.73
3	437	Norbert RIVASZ-TÓTH	HUN	06 May 96	7	74.01 Q		X	70.48 74.01
4	392	Christoph MÜLLER	GER	17 Apr 96	1	72.48 Q		X	72.48
5	296	Pablo BUGALLO	ESP	31 May 96	15	71.52 Q		67.97	71.52
6	231	Dewen YAN	CHN	06 Mar 96	2	71.06 Q		71.06	
7	148	Denzel PRATT	BAH	15 Apr 96	8	70.88 q		69.78	70.88 63.16
8	419	Anderson PETERS	GRN	21 Oct 97	6	70.53 q		67.81	70.53 X
9	613	José Emmanuel MUNGUÍA	MEX	19 Apr 97	16	70.10		63.58	70.10 70.06
10	519	Ayumu ISHIYAMA	JPN	02 Jun 96	3	68.20		68.20	X 64.53
11	931	Eli Samuel VERDÚ	VEN	17 Feb 96	11	66.62		66.62	63.94 64.48
12	871	Oleksandr KOZUBSKYY	UKR	14 Jul 97	9	65.01		53.50	65.01 X
13	722	Johannes Daniël MAREE	RSA	19 Jul 96	17	63.91		61.99	59.79 63.91
14	119	Jairo ALTAMIRANO	ARG	09 Feb 96	13	62.37		62.37	X X
15	444	Mandeep KUMAR	IND	08 Nov 96	5	59.45		59.45	55.66 52.95
16	565	Ryuhyun BANG	KOR	25 Jul 96	4	58.20		X	58.20 X
17	200	Tyler KOSTIUK	CAN	01 Mar 96	10	53.58		50.19	X 53.58

Group B	12 July 2013	START TIME	17:49	TEMPERATURE	30° C	HUMIDITY	29 %
		END TIME	18:38		30° C		29 %

PLACE	BIB	NAME	COUNTRY	DATE of BIRTH	ORDER	RESULT	1	2	3
1	335	Oliver HELANDER	FIN	01 Jan 97	10	75.80 Q		75.80	
2	529	Shu MORI	JPN	14 Nov 96	7	71.89 Q		71.89	
3	151	Jarne DUCHATEAU	BEL	12 Nov 96	12	71.56 Q		57.90	71.56
4	400	Dominic STRAUSS	GER	22 Feb 96	5	70.69 q		64.15	70.69 65.90
5	719	Leon LAUBSER	RSA	21 Feb 96	2	70.26		66.37	67.59 70.26
6	813	Simon LITZELL	SWE	11 Feb 97	9	69.53		69.53	61.21 60.42
7	407	Ioánnis KYRIAZÍS	GRE	19 Jan 96	3	69.39		59.28	62.16 69.39
8	592	Edis MATUSEVICIUS	LTU	30 Jun 96	17	68.88		67.33	56.78 68.88
9	442	Neeraj CHOPRA	IND	24 Dec 97	15	66.75		66.75	65.07 X
10	429	Zoltán HOLCZHAUZER	HUN	05 Oct 96	1	64.80		60.94	64.80 61.88
11	804	Maximilian SLEZÁK	SVK	02 Jul 96	16	63.86		62.35	X 63.86
12	879	Vitaliy POLYANCHYKOV	UKR	04 Nov 97	4	63.42		55.24	63.42 X
13	217	Song DING	CHN	20 Nov 96	6	61.76		61.64	61.76 59.91
14	736	Ivan FILIPPOV	RUS	28 Aug 96	11	58.15		58.15	X X
15	703	Andrei DAVID	ROU	26 May 96	8	57.08		55.99	54.46 57.08
16	916	Vladislav KOROSTELEV	UZB	23 Jun 97	14	55.77		X	X 55.77
	785	Miha URANIC	SLO	25 Jan 96	13	NM		X	X X





RESULTS
Javelin Throw (700g) Boys - Qualification

ALL-TIME TOP LIST				SEASON TOP LIST			
RESULT	NAME	Venue	DATE	RESULT	NAME	Venue	DATE
89.34	Braian TOLEDO (ARG)	Mar del Plata	6 Mar 10	79.94	Miro MÄÄTTÄNEN (FIN)	Janakkala	12 Jun 13
83.42	Yuriy KUSHNIRUK (UKR)	Trabzon	29 Jul 11	79.82	Norbert RIVASZ-TÓTH (HUN)	Tiszaújváros	12 May 13
83.16	Morné MOOLMAN (RSA)	Lille	9 Jul 11	78.65	Lassi SAARINEN (FIN)	Donetsk	12 Jul 13
83.02	Valeriy IORDAN (RUS)	Vladimir	17 May 09	78.28	Oliver HELANDER (FIN)	Janakkala	12 Jun 13
82.96	Reinhard VAN ZYL (RSA)	Lille	10 Jul 11	77.33	Simon LITZELL (SWE)	Östersund	21 May 13
81.85	Teemu WIRKKALA (FIN)	Alavieska	27 Jul 01	76.97	Matija MUHAR (SLO)	Ptuj	3 Mar 13
81.16	Júlio César DE OLIVEIRA (BRA)	Sherbrooke	11 Jul 03	76.91	Pablo BUGALLO (ESP)	Costlada	24 Feb 13
81.07	John Robert OOSTHUIZEN (RSA)	Sherbrooke	11 Jul 03	75.00	Liam O'BRIEN (AUS)	Brisbane (QSAC)	24 Feb 13
80.52	Noël MEYER (RSA)	Marrakech	13 Jul 05	74.63	Ioánnis KIRIAZÍS (GRE)	Tríkala	23 Jun 13
80.22	Harri HAATAINEN (FIN)	Pihtipudas	28 Jun 95	74.10	Isac OSCARSSON (SWE)	Skruv	8 May 13
80.22	Ari MANNIO (FIN)	Lehtimäki	5 Aug 04				



SUMMARY



Javelin Throw (700g) Boys - Qualification

With qualifying standard of 71.00 (Q) or at least the 12 best performers (q) advance to the Final

	RESULT	NAME	COUNTRY	AGE	DATE	VENUE
World Youth Best Perf.	89.34	Braian TOLEDO	ARG	17	6 Mar 2010	Mar del Plata
Championships Record	83.16	Morné MOOLMAN	RSA	17	9 Jul 2011	Lille
World Youth Leading	79.94	Miro MÄÄTTÄNEN	FIN	17	12 Jun 2013	Janakkala

12 July 2013

RANK	PLACE	GROUP	BIB	NAME	COUNTRY	DATE of BIRTH	RESULT	
1	1	A	341	Lassi SAARINEN	FIN	10 Mar 97	78.65 Q	PB
2	2	A	778	Matija MUHAR	SLO	22 Jul 96	76.73 Q	
3	1	B	335	Oliver HELANDER	FIN	01 Jan 97	75.80 Q	
4	3	A	437	Norbert RIVASZ-TÓTH	HUN	06 May 96	74.01 Q	
5	4	A	392	Christoph MÜLLER	GER	17 Apr 96	72.48 Q	PB
6	2	B	529	Shu MORI	JPN	14 Nov 96	71.89 Q	PB
7	3	B	151	Jarne DUCHATEAU	BEL	12 Nov 96	71.56 Q	PB
8	5	A	296	Pablo BUGALLO	ESP	31 May 96	71.52 Q	
9	6	A	231	Dewen YAN	CHN	06 Mar 96	71.06 Q	
10	7	A	148	Denzel PRATT	BAH	15 Apr 96	70.88 q	PB
11	4	B	400	Dominic STRAUSS	GER	22 Feb 96	70.69 q	
12	8	A	419	Anderson PETERS	GRN	21 Oct 97	70.53 q	PB
13	5	B	719	Leon LAUBSER	RSA	21 Feb 96	70.26	
14	9	A	613	José Emmanuel MUNGUÍA	MEX	19 Apr 97	70.10	PB
15	6	B	813	Simon LITZELL	SWE	11 Feb 97	69.53	
16	7	B	407	Ioánnis KYRIAZÍS	GRE	19 Jan 96	69.39	
17	8	B	592	Edis MATUSEVICIUS	LTU	30 Jun 96	68.88	
18	10	A	519	Ayumu ISHIYAMA	JPN	02 Jun 96	68.20	PB
19	9	B	442	Neeraj CHOPRA	IND	24 Dec 97	66.75	SB
20	11	A	931	Eli Samuel VERDÚ	VEN	17 Feb 96	66.62	
21	12	A	871	Oleksandr KOZUBSKYY	UKR	14 Jul 97	65.01	
22	10	B	429	Zoltán HOLCZHAUZER	HUN	05 Oct 96	64.80	
23	13	A	722	Johannes Daniël MAREE	RSA	19 Jul 96	63.91	
24	11	B	804	Maximilian SLEZÁK	SVK	02 Jul 96	63.86	
25	12	B	879	Vitaliy POLYANCHYKOV	UKR	04 Nov 97	63.42	
26	14	A	119	Jairo ALTAMIRANO	ARG	09 Feb 96	62.37	
27	13	B	217	Song DING	CHN	20 Nov 96	61.76	
28	15	A	444	Mandeep KUMAR	IND	08 Nov 96	59.45	
29	16	A	565	Ryuhyun BANG	KOR	25 Jul 96	58.20	
30	14	B	736	Ivan FILIPPOV	RUS	28 Aug 96	58.15	
31	15	B	703	Andrei DAVID	ROU	26 May 96	57.08	
32	16	B	916	Vladislav KOROSTELEV	UZB	23 Jun 97	55.77	
33	17	A	200	Tyler KOSTIUK	CAN	01 Mar 96	53.58	
		B	785	Miha URANIC	SLO	25 Jan 96	NM	




SUMMARY
Javelin Throw (700g) Boys - Qualification

12 July 2013

RANK	PLACE	GROUP	BIB	NAME	COUNTRY	DATE of BIRTH	RESULT
				ALL-TIME TOP LIST			
RESULT	NAME	Venue	DATE				
89.34	Braian TOLEDO (ARG)	Mar del Plata	6 Mar 10				
83.42	Yuriy KUSHNIRUK (UKR)	Trabzon	29 Jul 11				
83.16	Morné MOOLMAN (RSA)	Lille	9 Jul 11				
83.02	Valeriy IORDAN (RUS)	Vladimir	17 May 09				
82.96	Reinhard VAN ZYL (RSA)	Lille	10 Jul 11				
81.85	Teemu WIRKKALA (FIN)	Alavieska	27 Jul 01				
81.16	Júlio César DE OLIVEIRA (BRA)	Sherbrooke	11 Jul 03				
81.07	John Robert OOSTHUIZEN (RSA)	Sherbrooke	11 Jul 03				
80.52	Noël MEYER (RSA)	Marrakech	13 Jul 05				
80.22	Harri HAATAINEN (FIN)	Pihtipudas	28 Jun 95				
80.22	Ari MANNIO (FIN)	Lehtimäki	5 Aug 04				
				SEASON TOP LIST			
RESULT	NAME	Venue	DATE				
79.94	Miro MÄÄTTÄNEN (FIN)	Janakkala	12 Jun 13				
79.82	Norbert RIVASZ-TÓTH (HUN)	Tiszaújváros	12 May 13				
78.65	Lassi SAARINEN (FIN)	Donetsk	12 Jul 13				
78.28	Oliver HELANDER (FIN)	Janakkala	12 Jun 13				
77.33	Simon LITZELL (SWE)	Östersund	21 May 13				
76.97	Matija MUHAR (SLO)	Ptuj	3 Mar 13				
76.91	Pablo BUGALLO (ESP)	Coslada	24 Feb 13				
75.00	Liam O'BRIEN (AUS)	Brisbane (QSAC)	24 Feb 13				
74.63	Ioánnis KIRIAZÍS (GRE)	Tríkala	23 Jun 13				
74.10	Isac OSCARSSON (SWE)	Skruv	8 May 13				





RESULTS




Javelin Throw (700g) Boys - Final

	RESULT	NAME	COUNTRY	AGE	DATE	VENUE
World Youth Best Perf.	89.34	Braian TOLEDO	ARG	17	6 Mar 2010	Mar del Plata
Championships Record	83.16	Morné MOOLMAN	RSA	17	9 Jul 2011	Lille
World Youth Leading	79.94	Miro MÄÄTTÄNEN	FIN	17	12 Jun 2013	Janakkala

Final		14 July 2013		START TIME	15:39	TEMPERATURE	30° C	HUMIDITY	33 %
				END TIME	16:55		31° C		27 %

PLACE	BIB	NAME	COUNTRY	DATE of BIRTH	ORDER	RESULT	1	2	3	ORDER	4	5	6	
1	778	Matija MUHAR	SLO	22 Jul 96	11	78.84	PB	78.84	X	67.04	8	X	68.98	-
2	437	Norbert RIVASZ-TÓTH	HUN	06 May 96	10	78.27		73.51	76.88	X	7	74.09	78.27	77.36
3	296	Pablo BUGALLO	ESP	31 May 96	7	76.63		72.52	73.99	X	5	72.34	X	76.63
4	335	Oliver HELANDER	FIN	01 Jan 97	5	75.36		75.36	X	X	6	69.16	X	X
5	341	Lassi SAARINEN	FIN	10 Mar 97	6	73.38		70.75	X	X	2	72.83	73.38	X
6	392	Christoph MÜLLER	GER	17 Apr 96	9	72.83	PB	67.79	72.83	X	4	68.97	69.57	X
7	151	Jarne DUCHATEAU	BEL	12 Nov 96	1	71.37		X	58.11	71.27	3	71.37	X	X
8	400	Dominic STRAUSS	GER	22 Feb 96	8	70.12		69.10	X	X	1	X	70.12	X
9	419	Anderson PETERS	GRN	21 Oct 97	2	67.98		58.76	67.98	65.61				
10	529	Shu MORI	JPN	14 Nov 96	12	66.07		66.07	55.25	55.49				
11	148	Denzel PRATT	BAH	15 Apr 96	3	64.20		64.20	61.10	60.91				
12	231	Dewen YAN	CHN	06 Mar 96	4	63.85		63.85	X	X				

ALL-TIME TOP LIST				SEASON TOP LIST			
RESULT	NAME	Venue	DATE	RESULT	NAME	Venue	DATE
89.34	Braian TOLEDO (ARG)	Mar del Plata	6 Mar 10	79.94	Miro MÄÄTTÄNEN (FIN)	Janakkala	12 Jun 13
83.42	Yuriy KUSHNIRUK (UKR)	Trabzon	29 Jul 11	79.82	Norbert RIVASZ-TÓTH (HUN)	Tiszaújváros	12 May 13
83.16	Morné MOOLMAN (RSA)	Lille	9 Jul 11	78.84	Matija MUHAR (SLO)	Donetsk	14 Jul 13
83.02	Valeriy IORDAN (RUS)	Vladimir	17 May 09	78.65	Lassi SAARINEN (FIN)	Donetsk	12 Jul 13
82.96	Reinhard VAN ZYL (RSA)	Lille	10 Jul 11	78.28	Oliver HELANDER (FIN)	Janakkala	12 Jun 13
81.85	Teemu WIRKKALA (FIN)	Alavieska	27 Jul 01	77.33	Simon LITZELL (SWE)	Östersund	21 May 13
81.16	Júlio César DE OLIVEIRA (BRA)	Sherbrooke	11 Jul 03	76.91	Pablo BUGALLO (ESP)	Costlada	24 Feb 13
81.07	John Robert OOSTHUIZEN (RSA)	Sherbrooke	11 Jul 03	75.00	Liam O'BRIEN (AUS)	Brisbane (QSAC)	24 Feb 13
80.52	Noël MEYER (RSA)	Marrakech	13 Jul 05	74.63	Ioánnis KIRIAZÍS (GRE)	Tríkala	23 Jun 13
80.22	Harri HAATAINEN (FIN)	Pihtipudas	28 Jun 95	74.10	Isac OSCARSSON (SWE)	Skruv	8 May 13
80.22	Ari MANNIO (FIN)	Lehtimäki	5 Aug 04				



RESULTS

Triple Jump Boys - Qualification

With qualifying standard of 15.30 (Q) or at least the 12 best performers (q) advance to the Final




	RESULT	NAME	COUNTRY	AGE	DATE	VENUE
World Youth Best Perf.	16.89	Junjie GU	CHN	15	25 Aug 2000	Guangzhou
Championships Record	16.63	Héctor Dairo FUENTES	CUB	17	16 Jul 2005	Marrakech
World Youth Leading	16.53	Lázaro MARTÍNEZ	CUB	16	4 Jun 2013	La Habana (EP)

Group A		12 July 2013		START TIME	16:48	TEMPERATURE	30° C	HUMIDITY	29 %
				END TIME	18:09	TEMPERATURE	30° C	HUMIDITY	29 %

PLACE	BIB	NAME	COUNTRY	DATE of BIRTH	ORDER	RESULT		1	2	3	
1	892	Keandre BATES	USA	24 May 96	14	15.70 Q	PB	X	X	15.70	
								-0.1 m/s	-1.1 m/s	1.5 m/s	
2	253	Lázaro MARTÍNEZ	CUB	03 Nov 97	9	15.48 Q		15.48			
								1.8 m/s			
3	859	Pavlo BEZNIS	UKR	17 Jun 97	7	15.37 Q		15.37			
								0.2 m/s			
4	874	Oleksandr MALOSILOV	UKR	06 Jun 97	1	15.17 q		15.17	X	15.12	
								1.3 m/s	0.4 m/s	0.0 m/s	
5	550	Ivan SOLOVYEV	KAZ	04 May 97	3	14.99		14.99	14.77	X	
								1.5 m/s	-1.0 m/s	-0.2 m/s	
6	506	Clayton BROWN	JAM	08 Dec 96	13	14.90		X	14.68	14.90	
								0.5 m/s	-1.5 m/s	1.5 m/s	
7	514	Obrien WASOME	JAM	24 Jan 97	8	14.90		14.47 w	14.37	14.90	
								0.6 m/s	2.2 m/s	0.1 m/s	0.6 m/s
8	776	Jan LUXA	SLO	11 Feb 96	5	14.88	PB	X	14.88	14.54	
								0.6 m/s	0.0 m/s	0.6 m/s	0.2 m/s
9	744	Pavel MARKIN	RUS	23 Jan 96	4	14.85		13.22	14.85	14.68	
								0.1 m/s	-0.3 m/s	0.1 m/s	0.0 m/s
10	581	Khaled ALSUBAIE	KUW	01 Mar 96	16	14.82		14.32	14.56	14.82	
								0.1 m/s	1.9 m/s	0.9 m/s	0.1 m/s
11	798	Dave PIKA	SUR	02 Jan 97	12	14.70	PB	14.70	X	X	
								0.1 m/s	0.1 m/s	0.2 m/s	1.3 m/s
12	856	Felix WATMON	UGA	03 Oct 96	2	14.66		14.47	X	14.66	
								0.4 m/s	1.6 m/s	-0.1 m/s	0.4 m/s
13	765	Yu Kai ONG	SIN	18 Jan 96	15	14.65		X	X	14.65	
								0.1 m/s	-0.2 m/s	1.7 m/s	0.1 m/s
14	527	Ryota MACHIYAMA	JPN	21 Feb 96	6	14.63		14.33	14.45	14.63	
								0.5 m/s	0.0 m/s	0.5 m/s	0.5 m/s
15	269	Julio COROZO	ECU	16 Sep 96	10	14.53		14.53	X	X	
								1.0 m/s	-0.4 m/s	1.4 m/s	
16	636	Uruemu Theophilus EJOVI	NGR	28 Jun 96	11	13.85		13.45	13.57	13.85	
								0.6 m/s	1.0 m/s	-0.3 m/s	0.6 m/s





RESULTS
Triple Jump Boys - Qualification

Group B

12 July 2013

START TIME 17:00
END TIME 17:42

TEMPERATURE
30° C
30° C

HUMIDITY
29 %
29 %

PLACE	BIB	NAME	COUNTRY	DATE OF BIRTH	ORDER	RESULT		1	2	3
1	379	Dimitri ANTONOV	GER	18 Apr 96	5	15.64 Q 1.7 m/s	PB	15.64 1.7 m/s		
2	218	Yaoqing FANG	CHN	20 Apr 96	3	15.63 Q 0.4 m/s		15.27 0.1 m/s	15.63 0.4 m/s	
3	482	Simone FORTE	ITA	20 Jan 96	9	15.62 Q 1.0 m/s	PB	15.62 1.0 m/s		
4	799	Miguel VAN ASSEN	SUR	30 Jul 97	11	15.48 Q 1.4 m/s	PB	15.48 1.4 m/s		
5	382	Max HESS	GER	13 Jul 96	10	15.34 Q 1.5 m/s		15.34 1.5 m/s		
6	152	Justin DONAWA	BER	27 Jun 96	7	15.31 Q 1.5 m/s	PB	15.06 1.4 m/s	15.07 1.0 m/s	15.31 1.5 m/s
7	417	Ioánnis YIAZITZÓGLOU	GRE	19 Feb 96	4	15.23 q 0.9 m/s		15.23 0.4 m/s	15.23 0.9 m/s	X 0.2 m/s
8	608	Antonio de Jesús HERNÁNDEZ	MEX	15 Jun 96	16	15.21 q 1.9 m/s	PB	15.21 1.9 m/s	14.49 0.9 m/s	X -1.2 m/s
9	145	Kaiwan CULMER	BAH	25 Oct 96	13	14.96 -0.2 m/s	PB	14.96 -0.2 m/s	X 1.8 m/s	14.90 0.5 m/s
10	772	Žan FRELIH	SLO	26 Jun 96	1	14.92 1.9 m/s	PB	X 0.6 m/s	14.92 1.9 m/s	X 0.3 m/s
11	915	Timur KHUSNULIN	UZB	19 Oct 96	2	14.65 0.8 m/s		14.49 0.5 m/s	X 1.9 m/s	14.65 0.8 m/s
12	549	Ivan SAMORODOV	KAZ	06 Jan 96	14	14.63 0.5 m/s		X 0.0 m/s	X 2.0 m/s	14.63 0.5 m/s
13	469	Tobia BOCCHI	ITA	07 Apr 97	15	14.59 0.9 m/s		X 0.5 m/s	14.59 0.9 m/s	14.44 -0.3 m/s
14	225	Peifeng ZHONG	CHN	03 Mar 97	8	14.45 1.7 m/s		X 2.4 m/s	X 0.8 m/s	14.45 1.7 m/s
15	849	Cem SAHIN	TUR	13 Aug 96	6	13.50 1.3 m/s		X 2.6 m/s	13.50 1.3 m/s	X 1.0 m/s
	114	Yasser TRIKI	ALG	24 Mar 97	12	NM		X 0.3 m/s	X 1.1 m/s	-

ALL-TIME TOP LIST				SEASON TOP LIST			
RESULT	NAME	Venue	DATE	RESULT	NAME	Venue	DATE
16.89	Junjie GU (CHN)	Guanqzhou	25 Aug 00	16.53	Lázaro MARTÍNEZ (CUB)	La Habana (EP)	4 Jun 13
16.68	Yoelbi QUESADA (CUB)	La Habana	7 Jul 90	16.31	Yaoqing FANG (CHN)	Suzhou	1 Jun 13
16.63	Héctor Dairo FUENTES (CUB)	Marrakech	16 Jul 05	15.70	Keandre BATES (USA)	Donetsk	12 Jul 13
16.56	Ernesto REVÉ (CUB)	La Habana (EP)	30 May 09	15.64	Dimitri ANTONOV (GER)	Donetsk	12 Jul 13
16.55	Latario COLLIE-MINNS (BAH)	Nassau	26 Mar 11	15.62	Simone FORTE (ITA)	Donetsk	12 Jul 13
16.53	Lázaro MARTÍNEZ (CUB)	La Habana (EP)	4 Jun 13	15.55	Obrien WASOME (JAM)	Kingston (NS), JAM	16 Jun 13
16.50	René MOLA (CUB)	La Habana	12 Mar 04	15.53	Nathaniel MOORE (USA)	Clovis, CA	1 Jun 13
16.45	Ilya EFREMOV (RUS)	Marrakech	16 Jul 05	15.48	Miguel VAN ASSEN (SUR)	Donetsk	12 Jul 13
16.43	Jonathan MOORE (GBR)	Grosseto	22 Jul 01	15.46	Timur HUSNULIN (UZB)	Tashkent	7 May 13
16.42	Mohamed Yusuf SALMAN (BRN)	Macau	18 Jul 06	15.46	Fabian Ime EDOKI (NGR)	Calabar	20 Jun 13
16.42	Shuo CAO (CHN)	Taian	1 Nov 08				



SUMMARY




Triple Jump Boys - Qualification

With qualifying standard of 15.30 (Q) or at least the 12 best performers (q) advance to the Final

	RESULT	NAME	COUNTRY	AGE	DATE	VENUE
World Youth Best Perf.	16.89	Junjie GU	CHN	15	25 Aug 2000	Guangzhou
Championships Record	16.63	Héctor Dairo FUENTES	CUB	17	16 Jul 2005	Marrakech
World Youth Leading	16.53	Lázaro MARTÍNEZ	CUB	16	4 Jun 2013	La Habana (EP)

12 July 2013

RANK	PLACE	GROUP	BIB	NAME	COUNTRY	DATE of BIRTH	RESULT	WIND
1	1	A	892	Keandre BATES	USA	24 May 96	15.70 Q	PB 1.5 m/s
2	1	B	379	Dimitri ANTONOV	GER	18 Apr 96	15.64 Q	PB 1.7 m/s
3	2	B	218	Yaoqing FANG	CHN	20 Apr 96	15.63 Q	0.4 m/s
4	3	B	482	Simone FORTE	ITA	20 Jan 96	15.62 Q	PB 1.0 m/s
5	2	A	253	Lázaro MARTÍNEZ	CUB	03 Nov 97	15.48 Q	1.8 m/s
5	4	B	799	Miguel VAN ASSEN	SUR	30 Jul 97	15.48 Q	PB 1.4 m/s
7	3	A	859	Pavlo BEZNIS	UKR	17 Jun 97	15.37 Q	0.2 m/s
8	5	B	382	Max HESS	GER	13 Jul 96	15.34 Q	1.5 m/s
9	6	B	152	Justin DONAWA	BER	27 Jun 96	15.31 Q	PB 1.5 m/s
10	7	B	417	Ioánnis YIAZITZÓGLOU	GRE	19 Feb 96	15.23 q	0.9 m/s
11	8	B	608	Antonio de Jesús HERNÁNDEZ	MEX	15 Jun 96	15.21 q	PB 1.9 m/s
12	4	A	874	Oleksandr MALOSILOV	UKR	06 Jun 97	15.17 q	1.3 m/s
13	5	A	550	Ivan SOLOVYEV	KAZ	04 May 97	14.99	1.5 m/s
14	9	B	145	Kaiwan CULMER	BAH	25 Oct 96	14.96	PB -0.2 m/s
15	10	B	772	Žan FRELIH	SLO	26 Jun 96	14.92	PB 1.9 m/s
16	6	A	506	Clayton BROWN	JAM	08 Dec 96	14.90	1.5 m/s
17	7	A	514	Obrien WASOME	JAM	24 Jan 97	14.90	0.6 m/s
18	8	A	776	Jan LUXA	SLO	11 Feb 96	14.88	PB 0.6 m/s
19	9	A	744	Pavel MARKIN	RUS	23 Jan 96	14.85	0.1 m/s
20	10	A	581	Khaled ALSUBAIE	KUW	01 Mar 96	14.82	0.1 m/s
21	11	A	798	Dave PIKA	SUR	02 Jan 97	14.70	PB 0.1 m/s
22	12	A	856	Felix WATMON	UGA	03 Oct 96	14.66	0.4 m/s
23	11	B	915	Timur KHUSNULIN	UZB	19 Oct 96	14.65	0.8 m/s
24	13	A	765	Yu Kai ONG	SIN	18 Jan 96	14.65	0.1 m/s
25	14	A	527	Ryota MACHIYAMA	JPN	21 Feb 96	14.63	0.5 m/s
26	12	B	549	Ivan SAMORODOV	KAZ	06 Jan 96	14.63	0.5 m/s
27	13	B	469	Tobia BOCCHI	ITA	07 Apr 97	14.59	0.9 m/s
28	15	A	269	Julio COROZO	ECU	16 Sep 96	14.53	1.0 m/s
29	14	B	225	Peifeng ZHONG	CHN	03 Mar 97	14.45	1.7 m/s
30	16	A	636	Uruemu Theophilus EJOVI	NGR	28 Jun 96	13.85	0.6 m/s
31	15	B	849	Cem SAHIN	TUR	13 Aug 96	13.50	1.3 m/s
		B	114	Yasser TRIKI	ALG	24 Mar 97	NM	




SUMMARY
Triple Jump Boys - Qualification

12 July 2013

RANK	PLACE	GROUP	BIB	NAME	COUNTRY	DATE of BIRTH	RESULT	WIND
------	-------	-------	-----	------	---------	---------------	--------	------

ALL-TIME TOP LIST				SEASON TOP LIST			
RESULT	NAME	Venue	DATE	RESULT	NAME	Venue	DATE
16.89	Junjie GU (CHN)	Guanqzhou	25 Aug 00	16.53	Lázaro MARTÍNEZ (CUB)	La Habana (EP)	4 Jun 13
16.68	Yoelbi QUESADA (CUB)	La Habana	7 Jul 90	16.31	Yaoqing FANG (CHN)	Suzhou	1 Jun 13
16.63	Héctor Dairo FUENTES (CUB)	Marrakech	16 Jul 05	15.70	Keandre BATES (USA)	Donetsk	12 Jul 13
16.56	Ernesto REVÉ (CUB)	La Habana (EP)	30 May 09	15.64	Dimitri ANTONOV (GER)	Donetsk	12 Jul 13
16.55	Latario COLLIE-MINNS (BAH)	Nassau	26 Mar 11	15.62	Simone FORTE (ITA)	Donetsk	12 Jul 13
16.53	Lázaro MARTÍNEZ (CUB)	La Habana (EP)	4 Jun 13	15.55	Obrien WASOME (JAM)	Kingston (NS), JAM	16 Jun 13
16.50	René MOLA (CUB)	La Habana	12 Mar 04	15.53	Nathaniel MOORE (USA)	Clovis, CA	1 Jun 13
16.45	Ilya EFREMOV (RUS)	Marrakech	16 Jul 05	15.48	Miguel VAN ASSEN (SUR)	Donetsk	12 Jul 13
16.43	Jonathan MOORE (GBR)	Grosseto	22 Jul 01	15.46	Timur HUSNULIN (UZB)	Tashkent	7 May 13
16.42	Mohamed Yusuf SALMAN (BRN)	Macau	18 Jul 06	15.46	Fabian Ime EDOKI (NGR)	Calabar	20 Jun 13
16.42	Shuo CAO (CHN)	Taian	1 Nov 08				





RESULTS


Triple Jump Boys - Final



	RESULT	NAME	COUNTRY	AGE	DATE	VENUE
World Youth Best Perf.	16.89	Junjie GU	CHN	15	25 Aug 2000	Guangzhou
Championships Record	16.63	Héctor Dairo FUENTES	CUB	17	16 Jul 2005	Marrakech
World Youth Leading	16.63	Lázaro MARTÍNEZ	CUB	16	13 Jul 2013	Donetsk

		Final		13 July 2013		START TIME		18:10		TEMPERATURE		27° C		HUMIDITY		42 %	
				END TIME		19:25				25° C				47 %			
PLACE	BIB	NAME	COUNTRY	DATE of BIRTH	ORDER	RESULT		1	2	3	ORDER	4	5	6			
1	253	Lázaro MARTÍNEZ	CUB	03 Nov 97	8	16.63 1.8 m/s	CR	15.34	15.98	16.05	7	16.63	15.92	15.92	1.9 m/s	0.2 m/s	0.7 m/s
2	218	Yaoqing FANG	CHN	20 Apr 96	6	16.48 0.7 m/s	PB	15.57	16.19	16.48	8	16.12	15.08	16.13	0.9 m/s	0.8 m/s	0.7 m/s
3	379	Dimitri ANTONOV	GER	18 Apr 96	1	16.02 0.8 m/s	PB	14.91	16.02	X	6	15.51	X	13.41	1.3 m/s	0.8 m/s	1.1 m/s
4	874	Oleksandr MALOSILOV	UKR	06 Jun 97	2	15.95 -0.1 m/s	PB	15.95	15.74	15.95	5	15.91	15.72	15.23	0.5 m/s	0.3 m/s	-0.1 m/s
5	482	Simone FORTE	ITA	20 Jan 96	12	15.71 0.6 m/s	PB	15.71	X	15.24	4	13.76	X	X	0.6 m/s	0.8 m/s	1.4 m/s
6	859	Pavlo BEZNIS	UKR	17 Jun 97	9	15.70 0.4 m/s	PB	15.36	15.70	15.60	3	X	15.17	X	1.3 m/s	0.4 m/s	0.7 m/s
7	152	Justin DONAWA	BER	27 Jun 96	3	15.65 1.1 m/s	PB	15.65	15.33	15.08	2	X	-	15.09	1.1 m/s	0.1 m/s	0.3 m/s
8	382	Max HESS	GER	13 Jul 96	10	15.52 1.1 m/s	PB	X	X	15.52	1	14.97	X	15.49	1.5 m/s	1.0 m/s	1.1 m/s
9	892	Keandre BATES	USA	24 May 96	5	15.45 1.4 m/s		15.23	15.43	15.45					0.2 m/s	0.1 m/s	1.4 m/s
10	417	Ioánnis YIAZITZÓGLOU	GRE	19 Feb 96	4	15.29 0.1 m/s		15.21	15.29	X					-0.5 m/s	0.1 m/s	1.8 m/s
11	608	Antonio de Jesús HERNÁNDEZ	MEX	15 Jun 96	11	14.91 1.0 m/s		14.88 w	14.84	14.91					2.9 m/s	0.5 m/s	1.0 m/s
	799	Miguel VAN ASSEN	SUR	30 Jul 97	7	NM		X	X						0.9 m/s	0.0 m/s	

ALL-TIME TOP LIST				SEASON TOP LIST			
RESULT	NAME	Venue	DATE	RESULT	NAME	Venue	DATE
16.89	Junjie GU (CHN)	Guanazhou	25 Aug 00	16.63	Lázaro MARTÍNEZ (CUB)	Donetsk	13 Jul 13
16.68	Yoelbi QUESADA (CUB)	La Habana	7 Jul 90	16.48	Yaoqing FANG (CHN)	Donetsk	13 Jul 13
16.63	Héctor Dairo FUENTES (CUB)	Marrakech	16 Jul 05	16.02	Dimitri ANTONOV (GER)	Donetsk	13 Jul 13
16.63	Lázaro MARTÍNEZ (CUB)	Donetsk	13 Jul 13	15.95	Oleksandr MALOSILOV (UKR)	Donetsk	13 Jul 13
16.56	Ernesto REVÉ (CUB)	La Habana (EP)	30 May 09	15.71	Simone FORTE (ITA)	Donetsk	13 Jul 13
16.55	Latario COLLIE-MINNS (BAH)	Nassau	26 Mar 11	15.70	Keandre BATES (USA)	Donetsk	12 Jul 13
16.50	René MOLA (CUB)	La Habana	12 Mar 04	15.70	Pavlo BEZNIS (UKR)	Donetsk	13 Jul 13
16.48	Yaoqing FANG (CHN)	Donetsk	13 Jul 13	15.65	Justin DONAWA (BER)	Donetsk	13 Jul 13
16.45	Ilya EFREMOV (RUS)	Marrakech	16 Jul 05	15.55	Obrien WASOME (JAM)	Kingston (NS), JAM	16 Jun 13
16.43	Jonathan MOORE (GBR)	Grosseto	22 Jul 01	15.53	Nathaniel MOORE (USA)	Clovis, CA	1 Jun 13



RESULTS



Discus Throw (1.500kg) Boys - Qualification

With qualifying standard of 58.00 (Q) or at least the 12 best performers (q) advance to the Final

	RESULT	NAME	COUNTRY	AGE	DATE	VENUE
World Youth Best Perf.	77.50	Mykyta NESTERENKO	UKR	17	19 May 2008	Kyiv (Koncha Zaspas)
Championships Record	70.67	Mykyta NESTERENKO	UKR	16	13 Jul 2007	Ostrava
World Youth Leading	67.28	Matthew DENNY	AUS	17	23 Feb 2013	Brisbane (QSAC)


Group A	13 July 2013	START TIME	09:34	TEMPERATURE	27° C	HUMIDITY	45 %
		END TIME	10:18		27° C		45 %

PLACE	BIB	NAME	COUNTRY	DATE of BIRTH	ORDER	RESULT	1	2	3
1	593	Domantas POŠKA	LTU	10 Jan 96	3	60.85 Q	60.85		
2	395	Henning PRÜFER	GER	07 Mar 96	15	59.54 Q	X	X	59.54
3	214	Liangyu CHEN	CHN	08 Jul 96	18	59.48 Q	X	59.48	
4	428	Bence HALÁSZ	HUN	04 Aug 97	6	57.79 q	57.25	57.79	X
5	340	Oskari PERÄLAMPI	FIN	24 Jul 96	11	56.93 q	56.93	X	X
6	418	Kiriákos ZÓTOS	GRE	17 Jan 96	2	56.76 q	X	55.96	56.76
7	739	Evgeniy KOZYREV	RUS	10 Jan 96	8	55.01	X	X	55.01
8	910	Amir Ali PATTERSON	USA	30 Jan 96	16	54.67	54.53	54.67	X
9	317	Artjom NIKITIN	EST	14 Jan 96	4	53.86	53.86	X	51.62
10	650	Charles GAMBLE	NZL	25 Apr 96	5	53.11	53.11	X	X
11	730	Sven VAN NIEKERK	RSA	09 Feb 96	13	52.78	52.78	X	51.52
12	277	Mohamed Magdi HAMZA	EGY	30 Aug 96	10	52.56	49.03	52.56	X
13	801	Pavol ŽENCÁR	SVK	22 Apr 97	12	51.96	51.68	50.13	51.96
14	878	Vladyslav PODAVALOV	UKR	15 Jul 96	17	51.70	50.89	50.94	51.70
15	809	Jakob GARDENKRANS	SWE	15 Aug 97	1	51.12	49.94	51.12	X
16	171	Davi FERREIRA JUNIOR	BRA	13 May 96	7	45.25	45.25	X	39.10
	146	Drexel MAYCOCK	BAH	03 Jan 96	9	NM	X	X	X
	498	Marco PRIMAVERI	ITA	02 May 96	14	NM	X	X	X

Group B	13 July 2013	START TIME	10:50	TEMPERATURE	27° C	HUMIDITY	45 %
		END TIME	11:28		27° C		45 %

PLACE	BIB	NAME	COUNTRY	DATE of BIRTH	ORDER	RESULT	1	2	3
1	130	Matthew DENNY	AUS	02 Jun 96	2	65.66 Q	65.66		
2	679	Bartłomiej STÓJ	POL	15 May 96	17	60.26 Q	X	60.26	
3	215	Yulong CHENG	CHN	01 Feb 97	4	59.61 Q	59.61		
4	250	Martin MARKOVIC	CRO	13 Jan 96	6	58.81 Q	58.81		
5	461	Giulio ANESA	ITA	07 Jul 96	13	57.61 q PB	54.96	X	57.61
6	912	Reno TUUFULI	USA	15 Feb 96	15	57.35 q	56.04	X	57.35
7	726	Johan SCHOLTZ	RSA	04 Mar 96	8	56.41 PB	X	56.31	56.41
8	788	Marko PERIC	SRB	21 Sep 96	1	55.56 PB	55.56	53.33	52.61
9	276	Ahmed Sherif ADEL SALEM	EGY	25 Jan 96	3	54.62	54.62	52.78	X
10	652	Samueta ULUFONUA	NZL	03 Jan 96	12	54.15	X	52.58	54.15
11	647	Thor Olav ROSVOLD	NOR	02 Jul 96	16	53.34	51.42	53.34	X
12	270	Eduardo ESPIN	ECU	25 Jun 96	9	53.25	52.13	52.73	53.25
13	876	Bohdan MYRONENKO	UKR	31 Mar 96	7	52.21	50.97	46.80	52.21
14	167	Douglas BORGES	BRA	01 Aug 96	11	50.34	50.32	49.03	50.34
	161	Viktar TRUS	BLR	05 May 96	14	NM	X	X	X
	403	Tony ZEUIKE	GER	14 Aug 96	5	NM	X	X	X
	780	Nace PLEŠKO	SLO	21 Aug 96	10	NM	X	X	X





RESULTS
Discus Throw (1.500kg) Boys - Qualification

ALL-TIME TOP LIST				SEASON TOP LIST			
RESULT	NAME	Venue	DATE	RESULT	NAME	Venue	DATE
77.50	Mykyta NESTERENKO (UKR)	Kyiv (Koncha Zaspa)	19 May 08	67.28	Matthew DENNY (AUS)	Brisbane (QSAC)	23 Feb 13
69.50	Margus HUNT (EST)	Valmiera	30 Jul 04	66.27	Domantas POŠKA (LTU)	Vilnius	24 Apr 13
68.48	Attila HORVÁTH (HUN)	Szombathely	11 Oct 84	65.87	Henning PRÜFER (GER)	Neubrandenburg	8 Jun 13
68.44	Werner REITERER (AUS)	Melbourne	2 Nov 85	64.57	Martin MARKOVIC (CRO)	Split	23 Feb 13
68.20	Marin PREMERU (CRO)	Beograd	26 Jul 07	64.48	Tony ZEUGE (GER)	Halle	16 Feb 13
67.44	Gerhard DE BEER (RSA)	Douglas, IOM	10 Sep 11	62.58	Liangyu CHEN (CHN)	Weifang	14 Apr 13
67.28	Matthew DENNY (AUS)	Brisbane (QSAC)	23 Feb 13	62.11	Bence HALÁSZ (HUN)	Szombathely	3 Jul 13
67.05	Fedrick DACRES (JAM)	Lille	6 Jul 11	61.97	Bartłomiej STÓJ (POL)	Stalowa Wola	1 May 13
66.46	Nikolay OREKHOV (URS)	Brest, BLR	30 Oct 90	61.92	Maximilian KLAUS (GER)	Schweinfurt	22 Jun 13
66.27	Domantas POŠKA (LTU)	Vilnius	24 Apr 13	61.14	Yulong CHENG (CHN)	Weifang	14 Apr 13



SUMMARY




Discus Throw (1.500kg) Boys - Qualification

With qualifying standard of 58.00 (Q) or at least the 12 best performers (q) advance to the Final

	RESULT	NAME	COUNTRY	AGE	DATE	VENUE
World Youth Best Perf.	77.50	Mykyta NESTERENKO	UKR	17	19 May 2008	Kyiv (Koncha Zaspá)
Championships Record	70.67	Mykyta NESTERENKO	UKR	16	13 Jul 2007	Ostrava
World Youth Leading	67.28	Matthew DENNY	AUS	17	23 Feb 2013	Brisbane (QSAC)

13 July 2013

RANK	PLACE	GROUP	BIB	NAME	COUNTRY	DATE of BIRTH	RESULT
1	1	B	130	Matthew DENNY	AUS	02 Jun 96	65.66 Q
2	1	A	593	Domantas POŠKA	LTU	10 Jan 96	60.85 Q
3	2	B	679	Bartłomiej STÓJ	POL	15 May 96	60.26 Q
4	3	B	215	Yulong CHENG	CHN	01 Feb 97	59.61 Q
5	2	A	395	Henning PRÜFER	GER	07 Mar 96	59.54 Q
6	3	A	214	Liangyu CHEN	CHN	08 Jul 96	59.48 Q
7	4	B	250	Martin MARKOVIC	CRO	13 Jan 96	58.81 Q
8	4	A	428	Bence HALÁSZ	HUN	04 Aug 97	57.79 q
9	5	B	461	Giulio ANESA	ITA	07 Jul 96	57.61 q PB
10	6	B	912	Reno TUUFULI	USA	15 Feb 96	57.35 q
11	5	A	340	Oskari PERÄLAMPI	FIN	24 Jul 96	56.93 q
12	6	A	418	Kiriákos ZÓTOS	GRE	17 Jan 96	56.76 q
13	7	B	726	Johan SCHOLTZ	RSA	04 Mar 96	56.41 PB
14	8	B	788	Marko PERIC	SRB	21 Sep 96	55.56 PB
15	7	A	739	Evgeniy KOZYREV	RUS	10 Jan 96	55.01
16	8	A	910	Amir Ali PATTERSON	USA	30 Jan 96	54.67
17	9	B	276	Ahmed Sherif ADEL SALEM	EGY	25 Jan 96	54.62
18	10	B	652	Samuella ULUFONUA	NZL	03 Jan 96	54.15
19	9	A	317	Artjom NIKITIN	EST	14 Jan 96	53.86
20	11	B	647	Thor Olav ROSVOLD	NOR	02 Jul 96	53.34
21	12	B	270	Eduardo ESPIN	ECU	25 Jun 96	53.25
22	10	A	650	Charles GAMBLE	NZL	25 Apr 96	53.11
23	11	A	730	Sven VAN NIEKERK	RSA	09 Feb 96	52.78
24	12	A	277	Mohamed Magdi HAMZA	EGY	30 Aug 96	52.56
25	13	B	876	Bohdan MYRONENKO	UKR	31 Mar 96	52.21
26	13	A	801	Pavol ŽENCÁR	SVK	22 Apr 97	51.96
27	14	A	878	Vladyslav PODOVALOV	UKR	15 Jul 96	51.70
28	15	A	809	Jakob GARDENKRANS	SWE	15 Aug 97	51.12
29	14	B	167	Douglas BORGES	BRA	01 Aug 96	50.34
30	16	A	171	Davi FERREIRA JUNIOR	BRA	13 May 96	45.25
		A	146	Drexel MAYCOCK	BAH	03 Jan 96	NM
		A	498	Marco PRIMAVERI	ITA	02 May 96	NM
		B	780	Nace PLEŠKO	SLO	21 Aug 96	NM
		B	403	Tony ZEUCHE	GER	14 Aug 96	NM
		B	161	Viktar TRUS	BLR	05 May 96	NM




SUMMARY
Discus Throw (1.500kg) Boys - Qualification

13 July 2013

RANK	PLACE	GROUP	BIB	NAME	COUNTRY	DATE of BIRTH	RESULT
				ALL-TIME TOP LIST			
RESULT	NAME	Venue	DATE				
77.50	Mykyta NESTERENKO (UKR)	Kviv (Koncha Zasp)	19 May 08				
69.50	Margus HUNT (EST)	Valmiera	30 Jul 04				
68.48	Attila HORVÁTH (HUN)	Szombathely	11 Oct 84				
68.44	Werner REITERER (AUS)	Melbourne	2 Nov 85				
68.20	Marin PREMERU (CRO)	Beograd	26 Jul 07				
67.44	Gerhard DE BEER (RSA)	Douglas, IOM	10 Sep 11				
67.28	Matthew DENNY (AUS)	Brisbane (QSAC)	23 Feb 13				
67.05	Fedrick DACRES (JAM)	Lille	6 Jul 11				
66.46	Nikolay OREKHOV (URS)	Brest, BLR	30 Oct 90				
66.27	Domantas POŠKA (LTU)	Vilnius	24 Apr 13				
				SEASON TOP LIST			
RESULT	NAME	Venue	DATE				
67.28	Matthew DENNY (AUS)	Brisbane (QSAC)	23 Feb 13				
66.27	Domantas POŠKA (LTU)	Vilnius	24 Apr 13				
65.87	Henning PRÜFER (GER)	Neubrandenburg	8 Jun 13				
64.57	Martin MARKOVIC (CRO)	Split	23 Feb 13				
64.48	Tony ZEUGE (GER)	Halle	16 Feb 13				
62.58	Liangyu CHEN (CHN)	Weifang	14 Apr 13				
62.11	Bence HALÁSZ (HUN)	Szombathely	3 Jul 13				
61.97	Bartłomiej STÓJ (POL)	Stalowa Wola	1 May 13				
61.92	Maximilian KLAUS (GER)	Schweinfurt	22 Jun 13				
61.14	Yulong CHENG (CHN)	Weifang	14 Apr 13				





RESULTS



Discus Throw (1.500kg) Boys - Final


	RESULT	NAME	COUNTRY	AGE	DATE	VENUE
World Youth Best Perf.	77.50	Mykyta NESTERENKO	UKR	17	19 May 2008	Kyiv (Koncha Zaspá)
Championships Record	70.67	Mykyta NESTERENKO	UKR	16	13 Jul 2007	Ostrava
World Youth Leading	67.54	Matthew DENNY	AUS	17	13 Jul 2013	Donetsk

Final	13 July 2013	START TIME	18:45	TEMPERATURE	25° C	HUMIDITY	47 %
		END TIME	19:52		25° C		47 %

PLACE	BIB	NAME	COUNTRY	DATE of BIRTH	ORDER	RESULT		1	2	3	ORDER	4	5	6
1	130	Matthew DENNY	AUS	02 Jun 96	7	67.54	WYL	64.63	59.10	X	7	67.54	65.38	64.80
2	395	Henning PRÜFER	GER	07 Mar 96	6	65.62		65.62	64.35	X	8	X	63.35	X
3	215	Yulong CHENG	CHN	01 Feb 97	10	62.80	PB	62.29	57.53	X	6	61.04	62.80	61.63
4	214	Liangyu CHEN	CHN	08 Jul 96	8	61.11		59.63	60.75	60.15	5	61.11	59.59	56.57
5	679	Bartłomiej STÓJ	POL	15 May 96	5	60.74		X	59.57	X	3	X	60.74	X
6	593	Domantas POŠKA	LTU	10 Jan 96	3	60.73		54.85	57.81	X	1	54.67	56.58	60.73
7	912	Reno TUUFULI	USA	15 Feb 96	1	59.90	PB	53.75	59.90	X	4	54.89	57.37	56.85
8	428	Bence HALÁSZ	HUN	04 Aug 97	4	57.83		X	55.71	57.83	2	X	X	X
9	250	Martin MARKOVIC	CRO	13 Jan 96	11	56.52		X	56.32	56.52				
10	418	Kiriákos ZÓTOS	GRE	17 Jan 96	2	55.22		48.55	49.07	55.22				
11	461	Giulio ANESA	ITA	07 Jul 96	9	52.91		X	52.91	X				
	340	Oskari PERÄLAMPI	FIN	24 Jul 96	12	DNS								

ALL-TIME TOP LIST				SEASON TOP LIST			
RESULT	NAME	Venue	DATE	RESULT	NAME	Venue	DATE
77.50	Mykyta NESTERENKO (UKR)	Kyiv (Koncha Zaspá)	19 May 08	67.54	Matthew DENNY (AUS)	Donetsk	13 Jul 13
69.50	Margus HUNT (EST)	Valmiera	30 Jul 04	66.27	Domantas POŠKA (LTU)	Vilnius	24 Apr 13
68.48	Attila HORVÁTH (HUN)	Szombathely	11 Oct 84	65.87	Henning PRÜFER (GER)	Neubrandenburg	8 Jun 13
68.44	Werner REITERER (AUS)	Melbourne	2 Nov 85	64.57	Martin MARKOVIC (CRO)	Split	23 Feb 13
68.20	Marin PREMERU (CRO)	Beograd	26 Jul 07	64.48	Tony ZEUGE (GER)	Halle	16 Feb 13
67.54	Matthew DENNY (AUS)	Donetsk	13 Jul 13	62.80	Yulong CHENG (CHN)	Donetsk	13 Jul 13
67.44	Gerhard DE BEER (RSA)	Douglas, IOM	10 Sep 11	62.58	Liangyu CHEN (CHN)	Weifang	14 Apr 13
67.05	Fedrick DACRES (JAM)	Lille	6 Jul 11	62.11	Bence HALÁSZ (HUN)	Szombathely	3 Jul 13
66.46	Nikolay OREKHOV (URS)	Brest, BLR	30 Oct 90	61.97	Bartłomiej STÓJ (POL)	Stalowa Wola	1 May 13
66.27	Domantas POŠKA (LTU)	Vilnius	24 Apr 13	61.92	Maximilian KLAUS (GER)	Schweinfurt	22 Jun 13





RESULTS



Long Jump Girls - Qualification


With qualifying standard of 6.00 (Q) or at least the 12 best performers (q) advance to the Final

	RESULT	NAME	COUNTRY	AGE	DATE	VENUE
World Youth Best Perf.	6.91	Heike DRECHSLER	GDR	17	9 Aug 1981	Jena
Championships Record	6.47	Darya KLISHINA	RUS	16	15 Jul 2007	Ostrava
World Youth Leading	6.54	Florentina MARINCU	ROU	17	2 Jun 2013	Bucuresti

Group A		13 July 2013		START TIME	11:20	TEMPERATURE	27° C	HUMIDITY	45 %
				END TIME	12:04	29° C	29 %		

PLACE	BIB	NAME	COUNTRY	DATE of BIRTH	ORDER	RESULT	1	2	3
1	767	Courtney CORRIN	USA	13 Dec 97	6	6.31 Q 1.6 m/s	6.31 1.6 m/s		
2	778	Keturah ORJI	USA	05 Mar 96	10	6.25 Q 1.3 m/s	5.97 0.1 m/s	6.25 1.3 m/s	
3	430	Benedetta CUNEO	ITA	11 Mar 96	2	6.10 Q 0.2 m/s	6.10 0.2 m/s		
4	221	Rong WANG	CHN	01 Jul 96	14	6.00 Q 1.7 m/s	X -0.5 m/s	X 1.2 m/s	6.00 1.7 m/s
5	297	Fátima DIAME	ESP	22 Sep 96	12	5.98 -0.1 m/s	X -2.1 m/s	5.98 -0.1 m/s	X 0.3 m/s
6	207	Magali ROCHE	CAN	25 Feb 97	1	5.96 PB -0.3 m/s	5.81 -0.3 m/s	5.96 -0.3 m/s	5.93 -0.2 m/s
7	530	Noor Shahidatun ZUKI	MAS	05 Jun 96	7	5.95 0.5 m/s	5.71 -0.6 m/s	5.66 w 2.1 m/s	5.95 0.5 m/s
8	480	Tamara MONCRIEFFE	JAM	96	11	5.82 0.8 m/s	5.46 -1.3 m/s	5.66 0.0 m/s	5.82 0.8 m/s
9	127	Audrey KYRIACOU	AUS	06 Apr 97	9	5.75 -0.4 m/s	5.75 -0.4 m/s	5.09 0.6 m/s	X 1.9 m/s
10	608	Evelise DA VEIGA	POR	03 Mar 96	13	5.63 0.1 m/s	5.61 -0.8 m/s	X -0.1 m/s	5.63 0.1 m/s
11	647	Iuliia ISAEVA	RUS	23 Oct 96	15	5.55 2.3 m/s	X -0.7 m/s	X 0.2 m/s	5.55 w 2.3 m/s
12	301	Andrea NÚÑEZ	ESP	28 Dec 96	3	5.44 1.6 m/s	5.28 -0.7 m/s	5.44 1.6 m/s	5.26 0.1 m/s
13	100	Rechelle MEADE	AIA	23 Jan 97	5	5.44 1.5 m/s	X 0.3 m/s	5.44 1.5 m/s	X 1.3 m/s
	181	Daisy ISA	BUL	14 Apr 96	8	NM	X 1.6 m/s	X 2.0 m/s	X 1.1 m/s
	793	Aries SÁNCHEZ	VEN	01 Mar 96	16	NM	X -2.0 m/s	X 1.1 m/s	X 0.6 m/s
	563	Kasie Veronica UGEH	NGR	17 Oct 96	4	DNS			





RESULTS
Long Jump Girls - Qualification

Group B

13 July 2013

START TIME 11:19
END TIME 11:59

TEMPERATURE
27° C
29° C

HUMIDITY
45 %
29 %

PLACE	BIB	NAME	COUNTRY	DATE OF BIRTH	ORDER	RESULT	1	2	3
1	594	Natalia CHACINSKA	POL	07 Mar 96	7	6.19 Q PB 0.9 m/s	5.84	6.19 -0.6 m/s	0.9 m/s
2	258	Veronika ŠÁDKOVÁ	CZE	20 Feb 96	13	6.13 Q PB 0.9 m/s	5.96	5.84 -0.3 m/s	6.13 -0.1 m/s
3	615	Florentina MARINCU	ROU	08 Apr 96	4	6.12 Q 0.9 m/s	X	X	6.12 0.9 m/s
4	174	Janaina FERNANDES	BRA	29 Jun 96	2	6.06 Q PB 0.4 m/s	6.06 0.4 m/s		
4	262	Barbora DVORÁKOVÁ	CZE	10 May 97	6	6.06 Q PB 1.3 m/s	X	6.06 0.7 m/s	1.3 m/s
6	663	Kristal LIBURD	SKN	22 Aug 97	10	6.02 Q PB 0.2 m/s	6.02 0.2 m/s		
7	255	Filippa FOTOPOULOU	CYP	20 Dec 96	15	6.00 Q PB 1.1 m/s	5.76	6.00 -1.0 m/s	1.1 m/s
8	358	Nathalie BUSCHUNG	GER	02 Mar 96	14	6.00 Q 1.2 m/s	X	6.00 -0.4 m/s	1.2 m/s
9	736	Darya DYACHENKO	UKR	15 Feb 96	11	5.97 PB 0.8 m/s	4.98	5.01 0.5 m/s	5.97 0.8 m/s
10	336	Léa FLEURY	FRA	08 Feb 96	3	5.93 1.3 m/s	5.93	X	X
11	701	Emilia KJELLBERG	SWE	03 Apr 96	8	5.91 0.3 m/s	3.64	X	5.91 0.3 m/s
12	376	Saskia KOSSMANN	GER	03 Mar 96	9	5.75 0.8 m/s	X	5.75 0.9 m/s	X 0.8 m/s
13	731	Yelizaveta BABIY	UKR	24 Jul 97	1	5.67 0.7 m/s	5.67	5.62 0.7 m/s	X 0.1 m/s
14	670	Martina JAN	SLO	04 Jan 96	12	5.46 -0.7 m/s	5.46	X	X 1.3 m/s
	626	Zinzi CHABANGU	RSA	28 Sep 96	5	NM	X	-	- 0.7 m/s

ALL-TIME TOP LIST				SEASON TOP LIST			
RESULT	NAME	Venue	DATE	RESULT	NAME	Venue	DATE
6.91	Heike DRECHSLER (GDR)	Jena	9 Aug 81	6.54	Florentina MARINCU (ROU)	Bucuresti	2 Jun 13
6.82	Natalya SHEVCHENKO (URS)	Novokuznetsk	17 Jul 83	6.40	Courtney CORRIN (USA)	Edwardsville, IL	25 Jun 13
6.74	Minjia LU (CHN)	Jinan	23 Oct 09	6.38	Fátima DIAME (ESP)	Castellón	23 May 13
6.64	Anu KALJURAND (URS)	Riqa	30 May 86	6.33	Rong WANG (CHN)	Suzhou	29 May 13
6.63	Helga RADTKE (GDR)	Karl-Marx-Stadt	11 Aug 79	6.28	Keturah ORJI (USA)	Edwardsville, IL	25 Jun 13
6.63	Oluyinka IDOWU (GBR)	Oxford, GBR	21 May 89	6.23	Benedetta CUNEO (ITA)	Pisa	5 May 13
6.62	Larisa BALUTA (URS)	Zaporozhye	19 Sep 82	6.21	Saskia KOSSMANN (GER)	Freistett	16 Jun 13
6.61	Yelena LUGOVAYA (URS)	Moskva	28 May 81	6.21	Chyna RIES (USA)	Edwardsville, IL	25 Jun 13
6.60	Carol LEWIS (USA)	Philadelphia, PA	17 Jul 80	6.19	Anastasiya SELEZNEVA (RUS)	Chelyabinsk	22 Jun 13
6.58	Jie FENG (CHN)	Tangshan	30 Aug 94	6.19	Natalia CHACINSKA (POL)	Donetsk	13 Jul 13



SUMMARY



Long Jump Girls - Qualification


With qualifying standard of 6.00 (Q) or at least the 12 best performers (q) advance to the Final

	RESULT	NAME	COUNTRY	AGE	DATE	VENUE
World Youth Best Perf.	6.91	Heike DRECHSLER	GDR	17	9 Aug 1981	Jena
Championships Record	6.47	Darya KLISHINA	RUS	16	15 Jul 2007	Ostrava
World Youth Leading	6.54	Florentina MARINCU	ROU	17	2 Jun 2013	Bucuresti

13 July 2013

RANK	PLACE	GROUP	BIB	NAME	COUNTRY	DATE of BIRTH	RESULT	WIND
1	1	A	767	Courtney CORRIN	USA	13 Dec 97	6.31 Q	1.6 m/s
2	2	A	778	Keturah ORJI	USA	05 Mar 96	6.25 Q	1.3 m/s
3	1	B	594	Natalia CHACINSKA	POL	07 Mar 96	6.19 Q	PB 0.9 m/s
4	2	B	258	Veronika ŠÁDKOVÁ	CZE	20 Feb 96	6.13 Q	PB 0.9 m/s
5	3	B	615	Florentina MARINCU	ROU	08 Apr 96	6.12 Q	0.9 m/s
6	3	A	430	Benedetta CUNEO	ITA	11 Mar 96	6.10 Q	0.2 m/s
7	4	B	262	Barbora DVORÁKOVÁ	CZE	10 May 97	6.06 Q	PB 1.3 m/s
7	4	B	174	Janaina FERNANDES	BRA	29 Jun 96	6.06 Q	PB 0.4 m/s
9	6	B	663	Kristal LIBURD	SKN	22 Aug 97	6.02 Q	PB 0.2 m/s
10	7	B	255	Filippa FOTOPOULOU	CYP	20 Dec 96	6.00 Q	PB 1.1 m/s
11	4	A	221	Rong WANG	CHN	01 Jul 96	6.00 Q	1.7 m/s
11	8	B	358	Nathalie BUSCHUNG	GER	02 Mar 96	6.00 Q	1.2 m/s
13	5	A	297	Fátima DIAME	ESP	22 Sep 96	5.98	-0.1 m/s
14	9	B	736	Darya DYACHENKO	UKR	15 Feb 96	5.97	PB 0.8 m/s
15	6	A	207	Magali ROCHE	CAN	25 Feb 97	5.96	PB -0.3 m/s
16	7	A	530	Noor Shahidatun ZUKI	MAS	05 Jun 96	5.95	0.5 m/s
17	10	B	336	Léa FLEURY	FRA	08 Feb 96	5.93	1.3 m/s
18	11	B	701	Emilia KJELLBERG	SWE	03 Apr 96	5.91	0.3 m/s
19	8	A	480	Tamara MONCRIEFFE	JAM	96	5.82	0.8 m/s
20	9	A	127	Audrey KYRIACOU	AUS	06 Apr 97	5.75	-0.4 m/s
21	12	B	376	Saskia KOSSMANN	GER	03 Mar 96	5.75	0.8 m/s
22	13	B	731	Yelizaveta BABIY	UKR	24 Jul 97	5.67	0.7 m/s
23	10	A	608	Evelise DA VEIGA	POR	03 Mar 96	5.63	0.1 m/s
24	11	A	647	Iuliia ISAEVA	RUS	23 Oct 96	5.55	w 2.3 m/s
25	14	B	670	Martina JAN	SLO	04 Jan 96	5.46	-0.7 m/s
26	12	A	301	Andrea NÚÑEZ	ESP	28 Dec 96	5.44	1.6 m/s
27	13	A	100	Rechelle MEADE	AIA	23 Jan 97	5.44	1.5 m/s
		A	793	Aries SÁNCHEZ	VEN	01 Mar 96	NM	
		A	181	Daisy ISA	BUL	14 Apr 96	NM	
		B	626	Zinzi CHABANGU	RSA	28 Sep 96	NM	
		A	563	Kasie Veronica UGEH	NGR	17 Oct 96	DNS	

ALL-TIME TOP LIST				SEASON TOP LIST			
RESULT	NAME	Venue	DATE	RESULT	NAME	Venue	DATE
6.91	Heike DRECHSLER (GDR)	Jena	9 Aug 81	6.54	Florentina MARINCU (ROU)	Bucuresti	2 Jun 13
6.82	Natalya SHEVCHENKO (URS)	Novokuznetsk	17 Jul 83	6.40	Courtney CORRIN (USA)	Edwardsville, IL	25 Jun 13
6.74	Minjia LU (CHN)	Jinan	23 Oct 09	6.38	Fátima DIAME (ESP)	Castellón	23 May 13
6.64	Anu KALJURAND (URS)	Riia	30 May 86	6.33	Rong WANG (CHN)	Suzhou	29 May 13
6.63	Helga RADTKE (GDR)	Karl-Marx-Stadt	11 Aug 79	6.28	Keturah ORJI (USA)	Edwardsville, IL	25 Jun 13
6.63	Oluyinka IDOWU (GBR)	Oxford, GBR	21 May 89	6.23	Benedetta CUNEO (ITA)	Pisa	5 May 13
6.62	Larisa BALUTA (URS)	Zaporozhve	19 Sep 82	6.21	Saskia KOSSMANN (GER)	Freistett	16 Jun 13
6.61	Yelena LUGOVAYA (URS)	Moskva	28 May 81	6.21	Chyna RIES (USA)	Edwardsville, IL	25 Jun 13
6.60	Carol LEWIS (USA)	Philadelphia, PA	17 Jul 80	6.19	Anastasiya SELEZNEVA (RUS)	Chelyabinsk	22 Jun 13
6.58	Jie FENG (CHN)	Tanoshan	30 Aug 94	6.19	Natalia CHACINSKA (POL)	Donetsk	13 Jul 13



RESULTS

Long Jump Girls - Final




	RESULT	NAME	COUNTRY	AGE	DATE	VENUE
World Youth Best Perf.	6.91	Heike DRECHSLER	GDR	17	9 Aug 1981	Jena
Championships Record	6.47	Darya KLISHINA	RUS	16	15 Jul 2007	Ostrava
World Youth Leading	6.54	Florentina MARINCU	ROU	17	2 Jun 2013	Bucuresti

Final		14 July 2013		START TIME	15:28	TEMPERATURE	30° C	HUMIDITY	33 %
				END TIME	16:47		31° C		27 %

PLACE	BIB	NAME	COUNTRY	DATE of BIRTH	ORDER	RESULT	1	2	3	ORDER	4	5	6
1	615	Florentina MARINCU	ROU	08 Apr 96	1	6.42 0.3 m/s	5.85	5.93	6.42	8	6.24	X	6.19
								0.1 m/s	-0.4 m/s	0.3 m/s	-0.6 m/s	1.3 m/s	-0.2 m/s
2	778	Keturah ORJI	USA	05 Mar 96	2	6.39 -1.2 m/s	6.06	6.20	X	7	5.83	X	6.39
								-1.1 m/s	-0.3 m/s	0.5 m/s	-0.7 m/s	0.9 m/s	-1.2 m/s
3	594	Natalia CHACINSKA	POL	07 Mar 96	10	6.22 0.4 m/s	X	6.10	X	5	5.75	6.22	6.07
								-0.9 m/s	0.6 m/s	-0.2 m/s	-0.3 m/s	0.4 m/s	-1.0 m/s
4	174	Janaina FERNANDES	BRA	29 Jun 96	11	6.21 0.1 m/s	6.03	6.05	5.81	2	6.11	6.11	6.21
								0.1 m/s	1.0 m/s	-0.6 m/s	-1.4 m/s	-0.4 m/s	0.1 m/s
5	767	Courtney CORRIN	USA	13 Dec 97	9	6.19 -0.2 m/s	5.85	6.19	5.83	6	5.65	6.16	X
								-0.6 m/s	-0.2 m/s	0.3 m/s	-0.7 m/s	0.7 m/s	-1.2 m/s
6	430	Benedetta CUNEO	ITA	11 Mar 96	8	6.15 0.6 m/s	X	5.79	6.02	1	5.92	5.85	6.15
								-1.3 m/s	0.1 m/s	0.1 m/s	-0.2 m/s	-0.7 m/s	0.6 m/s
7	358	Nathalie BUSCHUNG	GER	02 Mar 96	5	6.09 0.1 m/s	6.01	6.02	6.09	4	5.63	X	5.76
								0.3 m/s	-0.3 m/s	0.1 m/s	-0.8 m/s	0.3 m/s	-1.0 m/s
8	258	Veronika ŠÁDKOVÁ	CZE	20 Feb 96	6	6.07 0.3 m/s	X	6.07	5.80	3	X	5.92	5.92
								0.3 m/s	0.3 m/s	-0.2 m/s	-0.8 m/s	-0.2 m/s	-0.7 m/s
9	663	Kristal LIBURD	SKN	22 Aug 97	7	5.94 0.6 m/s	5.54	X	5.94				
								-0.1 m/s	-0.7 m/s	0.6 m/s			
10	221	Rong WANG	CHN	01 Jul 96	3	5.93 -0.4 m/s	5.85	5.93	5.89				
								-0.6 m/s	-0.4 m/s	0.2 m/s			
11	255	Filippa FOTOPOULOU	CYP	20 Dec 96	4	5.93 -0.4 m/s	5.93	5.72	X				
								-0.4 m/s	-0.6 m/s	0.4 m/s			
12	262	Barbora DVORÁKOVÁ	CZE	10 May 97	12	5.81 -0.2 m/s	5.81	X	5.80				
								-0.2 m/s	0.5 m/s	-0.4 m/s			

ALL-TIME TOP LIST				SEASON TOP LIST			
RESULT	NAME	Venue	DATE	RESULT	NAME	Venue	DATE
6.91	Heike DRECHSLER (GDR)	Jena	9 Aug 81	6.54	Florentina MARINCU (ROU)	Bucuresti	2 Jun 13
6.82	Natalya SHEVCHENKO (URS)	Novokuznetsk	17 Jul 83	6.40	Courtney CORRIN (USA)	Edwardsville, IL	25 Jun 13
6.74	Minjia LU (CHN)	Jinan	23 Oct 09	6.39	Keturah ORJI (USA)	Donetsk	14 Jul 13
6.64	Anu KALJURAND (URS)	Riqa	30 May 86	6.38	Fátima DIAME (ESP)	Castellón	23 May 13
6.63	Helga RADTKE (GDR)	Karl-Marx-Stadt	11 Aug 79	6.33	Rong WANG (CHN)	Suzhou	29 May 13
6.63	Oluyinka IDOWU (GBR)	Oxford, GBR	21 May 89	6.23	Benedetta CUNEO (ITA)	Pisa	5 May 13
6.62	Larisa BALUTA (URS)	Zaporozhve	19 Sep 82	6.22	Natalia CHACINSKA (POL)	Donetsk	14 Jul 13
6.61	Yelena LUGOVAYA (URS)	Moskva	28 May 81	6.21	Saskia KOSSMANN (GER)	Freistett	16 Jun 13
6.60	Carol LEWIS (USA)	Philadelphia, PA	17 Jul 80	6.21	Chyna RIES (USA)	Edwardsville, IL	25 Jun 13
6.58	Jie FENG (CHN)	Tanqshan	30 Aug 94	6.21	Janaina FERNANDES (BRA)	Donetsk	14 Jul 13



RESULTS



Medley Relay Girls - Round 1

First 2 in each heat (Q) and the next 2 fastest (q) advance to the Final


NGR AND JAM DISQUALIFIED

	RESULT	TEAM	COUNTRY	DATE	VENUE
World Youth Best Perf.	2:03.42	Jamaica	JAM	10 Jul 2011	Lille
Championships Record	2:03.42	Jamaica	JAM	10 Jul 2011	Lille
World Youth Leading	2:07.13	United States	USA	13 Jul 2013	Donetsk

Heat 1	3	13 July 2013	START TIME	11:32	TEMPERATURE	27° C	HUMIDITY	45 %
--------	---	--------------	------------	-------	-------------	-------	----------	------

PLACE	TEAM	BIB	LANE	REACTION	RESULT	Q	Fn
1	CANADA 186 Natasha BROWN 191 Raquel TJERNAGEL 184 Mariam ABDUL-RASHID 193 Kendra CLARKE	CAN	5	0.193	2:08.52	Q	WYL
2	BRITISH VIRGIN ISLANDS 463 Taylor HILL 464 Nelda HUGGINS 466 Tarika MOSES 461 Lakeisha WARNER	IVB	7	0.177	2:08.80	Q	PB
3	CZECH REPUBLIC 259 Andrea ŠKOLOVÁ 261 Veronika PALICKOVÁ 264 Jana REISSOVÁ 263 Zdenka SEIDLOVÁ	CZE	3	0.175	2:09.12	q	PB
4	BRAZIL 171 Mirna DA SILVA 168 Vitoria Cristina ROSA 167 Letícia DE SOUZA 169 Tabata DE CARVALHO	BRA	1	0.151	2:11.20		SB
5	NEW ZEALAND 574 Abby GOLDIE 577 Zoe HOBBS 578 Megan KIKUCHI 575 Shannon GEAREY	NZL	2	0.184	2:13.00		SB
6	BOTSWANA 165 Gosego MPEO 163 Joy MPHATHO 166 Gorata THEBE 164 Galefele MOROKO	BOT	8	0.219	2:13.85		
7	ROMANIA 611 Lorena ALMASAN 614 Livia CRISTUREAN 619 Andreea TIMOFEI 620 Elena STRUTINSCHI	ROU	6	0.167	2:16.71		SB
8	ALGERIA 103 Sarah NAZEF 102 Loubna BEN SI ALI 104 Zouaouia BERHIL 101 Sabrina HOCINE	ALG	4	0.199	2:16.84		





RESULTS
Medley Relay Girls - Round 1

Heat 2

3

13 July 2013

START TIME 11:40

TEMPERATURE
27° C


HUMIDITY
45 %

PLACE	TEAM	BIB	LANE	REACTION	RESULT	Q	SB	Fn
1	JAPAN	JPN	8	0.234	2:08.39	Q	PB	
	489 Mizuki NAKAMURA							
	482 Nana FUJIMORI							
	481 Seika AOYAMA							
	488 Nanako MATSUMOTO							
2	ITALY	ITA	6	0.211	2:11.25	Q	SB	
	435 Annalisa SPADOTTO SCOTT							
	437 Denise REGA							
	440 Alice MANGIONE							
	424 Elena BELLÒ							
3	UKRAINE	UKR	7	0.308	2:14.54			
	744 Alina KALISTRATOVA							
	753 Oleksandra ROMANYUK							
	743 Yana KACHUR							
	749 Yuliya MOROZ							
	JAMAICA	JAM	5	0.178	DQ	170.7		
	475 Yanique THOMPSON							
	478 Shanice REID							
	477 Tiffany JAMES							
	474 Yanique MCNEIL							
	NIGERIA	NGR	4	0.236	DQ	170.7		
	554 Oluwatobi AMUSAN							
	552 Adewumi Deborah ADEWALE							
	561 Edidiong Ofonime ODIONG							
	557 Abimbola JUNAIID							
	CROATIA	CRO	3		DNS			
	SOUTH AFRICA	RSA	2		DNS			

Note:

IAAF Rule 170.7 - Relays - Baton - not passed within the take-over zone (before/after)





RESULTS
Medley Relay Girls - Round 1

Heat 3

3

13 July 2013

START TIME 11:50

TEMPERATURE
29° C

HUMIDITY
29 %

PLACE	TEAM	BIB	LANE	REACTION	RESULT	Q	Fn
1	UNITED STATES 779 Chyna RIES 782 Ky WESTBROOK 763 Olivia BAKER 780 Raevyn ROGERS	USA	8	0.195	2:07.13	Q	WYL
2	PR OF CHINA 214 Manqi GE 222 Xuan WANG 217 Xiaojing LIANG 215 Guifen HUANG	CHN	7	0.191	2:09.90	Q	PB
3	HUNGARY 402 Luca KOZÁK 399 Melinda FERENCZI 404 Mónika ZSIGA 403 Luca PALÁSTI	HUN	2	0.173	2:10.85	q	
4	SLOVAK REPUBLIC 690 Zuzana KARAFFOVÁ 695 Martina SAMEKOVÁ 693 Daniela LEDECKÁ 697 Viktória ZÁHRADNÍCKOVÁ	SVK	5	0.206	2:13.47		PB
5	BAHAMAS 139 Makeya WHITE 138 Jenae AMBROSE 141 Mesha NEWBOLD 140 Kadeisha HIELD	BAH	6	0.169	2:13.63		SB
6	SLOVENIA 677 Tjaša SIRC 674 Eva PIVK 676 Julija PRAPROTNIK 675 Maja POGOREVC	SLO	3	0.151	2:14.09		SB
7	ECUADOR 275 Jennifer CANCHINGRE 279 Inara CORTEZ 278 María Dolores COBO 281 Virginia VILLALBA	ECU	4	0.147	2:16.11		

ALL-TIME TOP LIST				SEASON TOP LIST			
RESULT	TEAM	Venue	DATE	RESULT	TEAM	Venue	DATE
2:03.42	JAMAICA (JAM)	Lille	10 Jul 11	2:07.13	UNITED STATES (USA)	Donetsk	13 Jul 13
2:03.83	UNITED STATES (USA)	Debrecen	15 Jul 01	2:08.39	JAPAN (JPN)	Donetsk	13 Jul 13
2:05.72	CANADA (CAN)	Lille	10 Jul 11	2:08.52	CANADA (CAN)	Donetsk	13 Jul 13
2:06.26	NIGERIA (NGR)	Lille	10 Jul 11	2:08.80	BRITISH VIRGIN ISLANDS (IVB)	Donetsk	13 Jul 13
2:06.58	AUSTRALIA (AUS)	Marrakech	17 Jul 05	2:09.12	CZECH REPUBLIC (CZE)	Donetsk	13 Jul 13
2:06.60	BRAZIL (BRA)	Marrakech	17 Jul 05	2:09.36	NIGERIA (NGR)	Warri	31 Mar 13
2:07.52	RUSSIA (RUS)	Sherbrooke	13 Jul 03	2:09.61	HUNGARY (HUN)	Hradec Králové	8 Jun 13
2:08.33	UKRAINE (UKR)	Yalta	20 May 07	2:09.90	PR OF CHINA (CHN)	Donetsk	13 Jul 13
2:08.39	JAPAN (JPN)	Donetsk	13 Jul 13	2:11.20	BRAZIL (BRA)	Donetsk	13 Jul 13
2:08.68	POLAND (POL)	Lille	9 Jul 11	2:11.25	ITALY (ITA)	Donetsk	13 Jul 13





SUMMARY



Medley Relay Girls - Round 1


First 2 in each heat (Q) and the next 2 fastest (q) advance to the Final

NGR AND JAM DISQUALIFIED

	RESULT	TEAM	COUNTRY	DATE	VENUE
World Youth Best Perf.	2:03.42	Jamaica	JAM	10 Jul 2011	Lille
Championships Record	2:03.42	Jamaica	JAM	10 Jul 2011	Lille
World Youth Leading	2:07.13	United States	USA	13 Jul 2013	Donetsk

PLACE	HEAT	BIB	NAME	REACTION	RESULT	
1	3	USA	UNITED STATES	0.195	2:07.13 Q	WYL
2	2	JPN	JAPAN	0.234	2:08.39 Q	PB
3	1	CAN	CANADA	0.193	2:08.52 Q	WYL
4	1	IVB	BRITISH VIRGIN ISLANDS	0.177	2:08.80 Q	PB
5	1	CZE	CZECH REPUBLIC	0.175	2:09.12 q	PB
6	3	CHN	PR OF CHINA	0.191	2:09.90 Q	PB
7	3	HUN	HUNGARY	0.173	2:10.85 q	
8	1	BRA	BRAZIL	0.151	2:11.20	SB
9	2	ITA	ITALY	0.211	2:11.25 Q	SB
10	1	NZL	NEW ZEALAND	0.184	2:13.00	SB
11	3	SVK	SLOVAK REPUBLIC	0.206	2:13.47	PB
12	3	BAH	BAHAMAS	0.169	2:13.63	SB
13	1	BOT	BOTSWANA	0.219	2:13.85	
14	3	SLO	SLOVENIA	0.151	2:14.09	SB
15	2	UKR	UKRAINE	0.308	2:14.54	
16	3	ECU	ECUADOR	0.147	2:16.11	
17	1	ROU	ROMANIA	0.167	2:16.71	SB
18	1	ALG	ALGERIA	0.199	2:16.84	
	2	JAM	JAMAICA	0.178	DQ	
	2	NGR	NIGERIA	0.236	DQ	
	2	CRO	CROATIA		DNS	
	2	RSA	SOUTH AFRICA		DNS	

ALL-TIME TOP LIST				SEASON TOP LIST			
RESULT	TEAM	Venue	DATE	RESULT	TEAM	Venue	DATE
2:03.42	JAMAICA (JAM)	Lille	10 Jul 11	2:07.13	UNITED STATES (USA)	Donetsk	13 Jul 13
2:03.83	UNITED STATES (USA)	Debrecen	15 Jul 01	2:08.39	JAPAN (JPN)	Donetsk	13 Jul 13
2:05.72	CANADA (CAN)	Lille	10 Jul 11	2:08.52	CANADA (CAN)	Donetsk	13 Jul 13
2:06.26	NIGERIA (NGR)	Lille	10 Jul 11	2:08.80	BRITISH VIRGIN ISLANDS (IVB)	Donetsk	13 Jul 13
2:06.58	AUSTRALIA (AUS)	Marrakech	17 Jul 05	2:09.12	CZECH REPUBLIC (CZE)	Donetsk	13 Jul 13
2:06.60	BRAZIL (BRA)	Marrakech	17 Jul 05	2:09.36	NIGERIA (NGR)	Warri	31 Mar 13
2:07.52	RUSSIA (RUS)	Sherbrooke	13 Jul 03	2:09.61	HUNGARY (HUN)	Hradec Králové	8 Jun 13
2:08.33	UKRAINE (UKR)	Yalta	20 May 07	2:09.90	PR OF CHINA (CHN)	Donetsk	13 Jul 13
2:08.39	JAPAN (JPN)	Donetsk	13 Jul 13	2:11.20	BRAZIL (BRA)	Donetsk	13 Jul 13
2:08.68	POLAND (POL)	Lille	9 Jul 11	2:11.25	ITALY (ITA)	Donetsk	13 Jul 13



RESULTS

Medley Relay Girls - Final



CHINA DISQUALIFIED BY THE REFEREE

	RESULT	TEAM	COUNTRY	DATE	VENUE
World Youth Best Perf.	2:03.42	Jamaica	JAM	10 Jul 2011	Lille
Championships Record	2:03.42	Jamaica	JAM	10 Jul 2011	Lille
World Youth Leading	2:05.15	United States	USA	14 Jul 2013	Donetsk

Final


14 July 2013

START TIME 17:12 TEMPERATURE 31° C HUMIDITY 27 %

PLACE	TEAM	BIB	LANE	REACTION	RESULT	Fn
1	UNITED STATES 774 Dior HALL 782 Ky WESTBROOK 780 Raevyn ROGERS 763 Olivia BAKER	USA	5	0.217	2:05.15	WYL
2	BRITISH VIRGIN ISLANDS 463 Taylor HILL 464 Nelda HUGGINS 465 Jonel LACEY 466 Tarika MOSES	IVB	3	0.165	2:07.40	PB
3	JAPAN 489 Mizuki NAKAMURA 482 Nana FUJIMORI 481 Seika AOYAMA 488 Nanako MATSUMOTO	JPN	4	0.130	2:07.61	PB
4	CZECH REPUBLIC 259 Andrea ŠKOLOVÁ 261 Veronika PALICKOVÁ 264 Jana REISSOVÁ 263 Zdenka SEIDLOVÁ	CZE	1	0.183	2:08.55	PB
5	CANADA 186 Natasha BROWN 191 Raquel TJERNAGEL 184 Mariam ABDUL-RASHID 193 Kendra CLARKE	CAN	6	0.177	2:08.59	
6	HUNGARY 402 Luca KOZÁK 399 Melinda FERENCZI 404 Mónika ZSIGA 403 Luca PALÁSTI	HUN	2	0.171	2:09.32	SB
7	ITALY 435 Annalisa SPADOTTO SCOTT 438 Micaela MORONI 436 Anna SCHENA 424 Elena BELLÒ	ITA	7	0.171	2:10.64	SB
	PR OF CHINA 214 Manqi GE 222 Xuan WANG 217 Xiaojing LIANG 215 Guifen HUANG	CHN	8	0.172	DQ 170.20	

Note:


IAAF Rule 170.20 - Exchanging positions before takeover (Medley, 4 x 400m)



RESULTS
Medley Relay Girls - Final

ALL-TIME TOP LIST				SEASON TOP LIST			
RESULT	TEAM	Venue	DATE	RESULT	TEAM	Venue	DATE
2:03.42	JAMAICA (JAM)	Lille	10 Jul 11	2:05.15	UNITED STATES (USA)	Donetsk	14 Jul 13
2:03.83	UNITED STATES (USA)	Debrecen	15 Jul 01	2:07.40	BRITISH VIRGIN ISLANDS (IVB)	Donetsk	14 Jul 13
2:05.72	CANADA (CAN)	Lille	10 Jul 11	2:07.61	JAPAN (JPN)	Donetsk	14 Jul 13
2:06.26	NIGERIA (NGR)	Lille	10 Jul 11	2:08.52	CANADA (CAN)	Donetsk	13 Jul 13
2:06.58	AUSTRALIA (AUS)	Marrakech	17 Jul 05	2:08.55	CZECH REPUBLIC (CZE)	Donetsk	14 Jul 13
2:06.60	BRAZIL (BRA)	Marrakech	17 Jul 05	2:09.32	HUNGARY (HUN)	Donetsk	14 Jul 13
2:07.40	BRITISH VIRGIN ISLANDS (IVB)	Donetsk	14 Jul 13	2:09.36	NIGERIA (NGR)	Warri	31 Mar 13
2:07.52	RUSSIA (RUS)	Sherbrooke	13 Jul 03	2:09.90	PR OF CHINA (CHN)	Donetsk	13 Jul 13
2:07.61	JAPAN (JPN)	Donetsk	14 Jul 13	2:10.64	ITALY (ITA)	Donetsk	14 Jul 13
2:08.33	UKRAINE (UKR)	Yalta	20 May 07	2:11.20	BRAZIL (BRA)	Donetsk	13 Jul 13





RESULTS



Medley Relay Boys - Round 1


First 1 in each heat (Q) and the next 4 fastest (q) advance to the Final

	RESULT	TEAM	COUNTRY	DATE	VENUE
World Youth Best Perf.	1:49.47	United States	USA	10 Jul 2011	Lille
Championships Record	1:49.47	United States	USA	10 Jul 2011	Lille
World Youth Leading	1:52.18	Japan	JPN	13 Jul 2013	Donetsk

Heat 1	4	13 July 2013	START TIME	12:04	TEMPERATURE	29° C	HUMIDITY	29 %
--------	---	--------------	------------	-------	-------------	-------	----------	------

PLACE	TEAM	BIB	LANE	REACTION	RESULT	Q	Fn
1	JAPAN	JPN	4	0.126	1:52.18	Q	WYL
	530 Daiki ODA						
	521 Shunto NAGATA						
	520 Kakeru YAMAKI						
	522 Kaisei YUI						
2	QATAR	QAT	2	0.217	1:52.47	q	PB
	692 Ibrahim Moussa ADAM						
	694 Khalid Mohammed AL-SHAHRANI						
	690 Mohamed Nasir ABBAS						
	696 Mohamed El Nour MOHAMED						
3	HUNGARY	HUN	6	0.146	1:54.01	q	PB
	427 Ákos BODA						
	434 Richárd KÖCSE						
	432 Csaba KISS						
	433 Szabolcs VÍGVÁRI						
4	POLAND	POL	7	0.174	1:54.29	q	SB
	673 Jakub GALANDZIEJ						
	678 Konrad ZIÓLKOWSKI						
	677 Dawid KAPALA						
	676 Wiktor SUWARA						
5	KAZAKHSTAN	KAZ	5	0.202	2:00.60		SB
	540 Azamat DOSMURATOV						
	546 Mikhail LITVIN						
	542 Dmitriy KARAULOV						
	544 Ilya MUSATOV						
	GREAT BRITAIN & N.I.	GBR	3		DNS		





RESULTS
Medley Relay Boys - Round 1

Heat 2 **4** 13 July 2013


START TIME 12:14 TEMPERATURE 29° C HUMIDITY 29 %

PLACE	TEAM	BIB	LANE	REACTION	RESULT		Fn
1	NIGERIA	NGR	8	0.209	1:52.90	Q	PB
	634 Ifeanyi Andrew ATUMA						
	638 Ejowvokoghene Divine ODUDURU						
	637 Samson Oghenewegba NATHANIEL						
	633 Omeiza John AKERELE						
2	BAHAMAS	BAH	2	0.155	1:53.38	q	SB
	141 Keanu PENNERMAN						
	142 Ian KERR						
	140 Kinard ROLLE						
	143 Henri DELAUZE						
3	ROMANIA	ROU	7	0.278	1:55.90		PB
	707 Ioan MELNICESCU						
	710 Cristian RADU						
	706 Nicolae GORCEA						
	712 Cristian TAUT						
4	RUSSIA	RUS	3	0.163	1:57.56		SB
	749 Pavel VERESHCHAGIN						
	738 Ilia KOVALENKO						
	733 Anton BALYKIN						
	740 Ilia KRASNOV						
5	SLOVENIA	SLO	4	0.168	1:58.42		PB
	779 Blaž MURN						
	774 Gregor Karl KOVŠE						
	777 Nejc MOŽINA						
	783 Jaka ZUPAN						
6	ALGERIA	ALG	5	0.169	2:01.52		
	103 Abdesselam BOUCHAMIA						
	111 Mahmoud HAMMOUDI						
	101 Bilal GACEM						
	113 Sofiane TITOUAH						
	ITALY	ITA	6	0.164	DQ 170.7		
	481 Andrea FEDERICI						
	483 Gabriele GARGANO						
	485 Emanuele GROSSI						
	487 Giuseppe LEONARDI						

Note:

IAAF Rule 170.7 - Relays - Baton - not passed within the take-over zone (before/after)





RESULTS
Medley Relay Boys - Round 1

Heat 3 **4**

13 July 2013

START TIME 12:26

TEMPERATURE
29° C


HUMIDITY
29 %

PLACE	TEAM	BIB	LANE	REACTION	RESULT	Q	SB	PB	Fn
1	UNITED STATES	USA	6	0.151	1:52.19				
	901 Jaalen JONES								
	904 Noah LYLES								
	894 Ryan CLARK								
	905 Taylor MCLAUGHLIN								
2	BAHRAIN	BRN	8	0.215	1:54.32				
	181 Mohamed Jamal SAAD								
	179 Mohamed Saad GHALI								
	180 Ali Mohamed BUHMEED								
	177 Abbas ABUBAKER								
3	PUERTO RICO	PUR	3	0.185	1:54.64				
	685 Edwin DIODONET								
	684 Derick DIAZ								
	688 Ricardo TORRES								
	686 Ricardo FELICIANO								
4	UKRAINE	UKR	5	0.147	1:55.56				
	880 Oleksandr REVENKO								
	886 Denys TSVEN								
	887 Mykhaylo TYUTYUNNYKOV								
	888 Mykhaylo YAVORSKY								
5	PR OF CHINA	CHN	2	0.193	1:57.80				
	223 Youxue MO								
	221 Zhe LI								
	222 Yang LU								
	220 Ri JIN								
	SOUTH AFRICA	RSA	4	0.161	DQ	170.7			
	718 Cornelius JANSE VAN RENSBURG								
	716 Hanno COETZER								
	720 Larry LOMBARD								
	725 Eckhardt ROSSOUW								
	DENMARK	DEN	7		DNS				

Note:

IAAF Rule 170.7 - Relays - Baton - not passed within the take-over zone (before/after)





RESULTS
Medley Relay Boys - Round 1

Heat 4 **4**

13 July 2013

START TIME 12:36

TEMPERATURE
29° C

HUMIDITY
29 %

PLACE	TEAM	BIB	LANE	REACTION	RESULT	Q	SB	Fn
1	JAMAICA	JAM	8	0.206	1:52.78		SB	
	513 Waseem WILLIAMS							
	510 Jaheel HYDE							
	504 Devaughn BAKER							
	512 Martin MANLEY							
2	SPAIN	ESP	7	0.158	1:55.61		SB	
	299 Aitor Same EKOBO							
	297 Javier DELGADO							
	316 Ryan WALLIS							
	298 Darwin ECHEVERRY							
3	CANADA	CAN	5	0.178	1:55.72		SB	
	188 Lucanus ROBINSON							
	195 Davis EDWARD							
	192 Jake HANNA							
	190 Cameron NURSE							
4	NORWAY	NOR	2	0.147	1:56.92		SB	
	644 Amund Høie SJURSEN							
	641 Even MEINSETH							
	645 Oystein KLARENG							
	642 Karsten WARHOLM							
5	ZIMBABWE	ZIM	3	0.158	1:57.77			
	942 Sean BANDA							
	940 Michael SONGORE							
	938 Tatenda MATESANWA							
	939 Nyasha MUTSETSE							
6	OMAN	OMA	6	0.194	2:01.63			
	653 Saif Khalfan AL OBAIDANI							
	654 Zayid Khusaib AL SIYABI							
	657 Amjad Abdallah AL BALUSHI							
	658 Younis Said AL-AKHZAMI							
	FIJI	FIJ	4	0.156	DQ 170.7			
	329 Jacob WAQANIVALU							
	328 Aaron POWELL							
	331 Saula NODRAKORO							
	330 Batinisavu ULUIYATA							

Note:

IAAF Rule 170.7 - Relays - Baton - not passed within the take-over zone (before/after)

ALL-TIME TOP LIST				SEASON TOP LIST			
RESULT	TEAM	Venue	DATE	RESULT	TEAM	Venue	DATE
1:49.47	UNITED STATES (USA)	Lille	10 Jul 11	1:52.18	JAPAN (JPN)	Donetsk	13 Jul 13
1:50.46	POLAND (POL)	Debrecen	15 Jul 01	1:52.19	UNITED STATES (USA)	Donetsk	13 Jul 13
1:50.69	JAPAN (JPN)	Lille	10 Jul 11	1:52.47	QATAR (QAT)	Donetsk	13 Jul 13
1:51.35	SOUTH AFRICA (RSA)	Debrecen	15 Jul 01	1:52.78	JAMAICA (JAM)	Donetsk	13 Jul 13
1:51.65	BRAZIL (BRA)	Asunción	20 Oct 02	1:52.90	NIGERIA (NGR)	Donetsk	13 Jul 13
1:51.81	FRANCE (FRA)	Lille	10 Jul 11	1:53.35	THE GAMBIA (GAM)	Warri	31 Mar 13
1:52.18	JAMAICA (JAM)	Ostrava	15 Jul 07	1:53.38	BAHAMAS (BAH)	Donetsk	13 Jul 13
1:52.47	QATAR (QAT)	Donetsk	13 Jul 13	1:54.01	HUNGARY (HUN)	Donetsk	13 Jul 13
1:52.51	TRINIDAD AND TOBAGO (TRI)	Marrakech	17 Jul 05	1:54.29	POLAND (POL)	Donetsk	13 Jul 13
1:52.51	BAHAMAS (BAH)	Lille	10 Jul 11	1:54.31	ETHIOPIA (ETH)	Warri	31 Mar 13



SUMMARY




Medley Relay Boys - Round 1

First 1 in each heat (Q) and the next 4 fastest (q) advance to the Final

	RESULT	TEAM	COUNTRY	DATE	VENUE
World Youth Best Perf.	1:49.47	United States	USA	10 Jul 2011	Lille
Championships Record	1:49.47	United States	USA	10 Jul 2011	Lille
World Youth Leading	1:52.18	Japan	JPN	13 Jul 2013	Donetsk

PLACE	HEAT	BIB	NAME	REACTION	RESULT	
1	1	JPN	JAPAN	0.126	1:52.18 Q	WYL
2	3	USA	UNITED STATES	0.151	1:52.19 Q	SB
3	1	QAT	QATAR	0.217	1:52.47 q	PB
4	4	JAM	JAMAICA	0.206	1:52.78 Q	SB
5	2	NGR	NIGERIA	0.209	1:52.90 Q	PB
6	2	BAH	BAHAMAS	0.155	1:53.38 q	SB
7	1	HUN	HUNGARY	0.146	1:54.01 q	PB
8	1	POL	POLAND	0.174	1:54.29 q	SB
9	3	BRN	BAHRAIN	0.215	1:54.32	PB
10	3	PUR	PUERTO RICO	0.185	1:54.64	SB
11	3	UKR	UKRAINE	0.147	1:55.56	SB
12	4	ESP	SPAIN	0.158	1:55.61	SB
13	4	CAN	CANADA	0.178	1:55.72	SB
14	2	ROU	ROMANIA	0.278	1:55.90	PB
15	4	NOR	NORWAY	0.147	1:56.92	SB
16	2	RUS	RUSSIA	0.163	1:57.56	SB
17	4	ZIM	ZIMBABWE	0.158	1:57.77	
18	3	CHN	PR OF CHINA	0.193	1:57.80	SB
19	2	SLO	SLOVENIA	0.168	1:58.42	PB
20	1	KAZ	KAZAKHSTAN	0.202	2:00.60	SB
21	2	ALG	ALGERIA	0.169	2:01.52	
22	4	OMA	OMAN	0.194	2:01.63	
	2	ITA	ITALY	0.164	DQ	
	3	RSA	SOUTH AFRICA	0.161	DQ	
	4	FIJ	FIJI	0.156	DQ	
	3	DEN	DENMARK		DNS	
	1	GBR	GREAT BRITAIN & N.I.		DNS	

ALL-TIME TOP LIST				SEASON TOP LIST			
RESULT	TEAM	Venue	DATE	RESULT	TEAM	Venue	DATE
1:49.47	UNITED STATES (USA)	Lille	10 Jul 11	1:52.18	JAPAN (JPN)	Donetsk	13 Jul 13
1:50.46	POLAND (POL)	Debrecen	15 Jul 01	1:52.19	UNITED STATES (USA)	Donetsk	13 Jul 13
1:50.69	JAPAN (JPN)	Lille	10 Jul 11	1:52.47	QATAR (QAT)	Donetsk	13 Jul 13
1:51.35	SOUTH AFRICA (RSA)	Debrecen	15 Jul 01	1:52.78	JAMAICA (JAM)	Donetsk	13 Jul 13
1:51.65	BRAZIL (BRA)	Asunción	20 Oct 02	1:52.90	NIGERIA (NGR)	Donetsk	13 Jul 13
1:51.81	FRANCE (FRA)	Lille	10 Jul 11	1:53.35	THE GAMBIA (GAM)	Warri	31 Mar 13
1:52.18	JAMAICA (JAM)	Ostrava	15 Jul 07	1:53.38	BAHAMAS (BAH)	Donetsk	13 Jul 13
1:52.47	QATAR (QAT)	Donetsk	13 Jul 13	1:54.01	HUNGARY (HUN)	Donetsk	13 Jul 13
1:52.51	TRINIDAD AND TOBAGO (TRI)	Marrakech	17 Jul 05	1:54.29	POLAND (POL)	Donetsk	13 Jul 13
1:52.51	BAHAMAS (BAH)	Lille	10 Jul 11	1:54.31	ETHIOPIA (ETH)	Warri	31 Mar 13



RESULTS




Medley Relay Boys - Final

	RESULT	TEAM	COUNTRY	DATE	VENUE
World Youth Best Perf.	1:49.23	Jamaica	JAM	14 Jul 2013	Donetsk
Championships Record	1:49.23	Jamaica	JAM	14 Jul 2013	Donetsk
World Youth Leading	1:49.23	Jamaica	JAM	14 Jul 2013	Donetsk

Final	14 July 2013	START TIME	17:31	TEMPERATURE	31° C	HUMIDITY	27 %

PLACE	TEAM	BIB	LANE	REACTION	RESULT	Fn
1	JAMAICA	JAM	6	0.166	1:49.23	WYB
	513 Waseem WILLIAMS					
	511 Michael O'HARA					
	516 Okeen WILLIAMS					
	512 Martin MANLEY					
2	UNITED STATES	USA	5	0.132	1:50.14	SB
	901 Jaalen JONES					
	904 Noah LYLES					
	905 Taylor MCLAUGHLIN					
	894 Ryan CLARK					
3	JAPAN	JPN	4	0.132	1:50.52	PB
	530 Daiki ODA					
	521 Shunto NAGATA					
	520 Kakeru YAMAKI					
	522 Kaisei YUI					
4	QATAR	QAT	7	0.167	1:52.55	
	692 Ibrahim Moussa ADAM					
	694 Khalid Mohammed AL-SHAHRANI					
	696 Mohamed El Nour MOHAMED					
	690 Mohamed Nasir ABBAS					
5	BAHAMAS	BAH	8	0.163	1:52.97	SB
	141 Keanu PENNERMAN					
	142 Ian KERR					
	140 Kinard ROLLE					
	143 Henri DELAUZE					
6	POLAND	POL	1	0.142	1:53.36	SB
	673 Jakub GALANDZIEJ					
	678 Konrad ZIÓLKOWSKI					
	677 Dawid KAPALA					
	676 Wiktor SUWARA					
7	NIGERIA	NGR	3	0.172	1:53.61	
	631 Bashiru ABDULLAHI					
	634 Ifeanyi Andrew ATUMA					
	637 Samson Oghenewegba NATHANIEL					
	633 Omeiza John AKERELE					
8	HUNGARY	HUN	2	0.133	1:54.38	
	427 Ákos BODA					
	434 Richárd KÖCSE					
	432 Csaba KISS					
	433 Szabolcs VÍGVÁRI					






RESULTS
Medley Relay Boys - Final

ALL-TIME TOP LIST				SEASON TOP LIST			
RESULT	TEAM	Venue	DATE	RESULT	TEAM	Venue	DATE
1:49.23	JAMAICA (JAM)	Donetsk	14 Jul 13	1:49.23	JAMAICA (JAM)	Donetsk	14 Jul 13
1:49.47	UNITED STATES (USA)	Lille	10 Jul 11	1:50.14	UNITED STATES (USA)	Donetsk	14 Jul 13
1:50.46	POLAND (POL)	Debrecen	15 Jul 01	1:50.52	JAPAN (JPN)	Donetsk	14 Jul 13
1:50.52	JAPAN (JPN)	Donetsk	14 Jul 13	1:52.47	QATAR (QAT)	Donetsk	13 Jul 13
1:51.35	SOUTH AFRICA (RSA)	Debrecen	15 Jul 01	1:52.90	NIGERIA (NGR)	Donetsk	13 Jul 13
1:51.65	BRAZIL (BRA)	Asunción	20 Oct 02	1:52.97	BAHAMAS (BAH)	Donetsk	14 Jul 13
1:51.81	FRANCE (FRA)	Lille	10 Jul 11	1:53.35	THE GAMBIA (GAM)	Warri	31 Mar 13
1:52.47	QATAR (QAT)	Donetsk	13 Jul 13	1:53.36	POLAND (POL)	Donetsk	14 Jul 13
1:52.51	TRINIDAD AND TOBAGO (TRI)	Marrakech	17 Jul 05	1:54.01	HUNGARY (HUN)	Donetsk	13 Jul 13
1:52.51	BAHAMAS (BAH)	Lille	10 Jul 11	1:54.31	ETHIOPIA (ETH)	Warri	31 Mar 13





RESULTS



100m Hurdles (76.2cm) Girls - Heptathlon Girls


Heat 1		5	12 July 2013		START TIME	09:30	TEMPERATURE	25° C	HUMIDITY	57 %	WIND	-1.7 m/s
PLACE	BIB	NAME	COUNTRY	DATE of BIRTH	LANE	RESULT	POINTS	REACTION	Fn			
1	344	Esther TURPIN	FRA	29 Apr 96	5	14.16	956	SB	0.204			
2	254	Jersy DÍAZ	CUB	28 Jan 97	8	14.39	924	PB	0.153			
3	188	Robyn BUCKINGHAM	CAN	18 Aug 97	2	15.81	738	PB	0.181			
4	706	Irina VELIHANOVA	TKM	17 Mar 96	6	15.83	735	PB	0.184			
5	679	Staša TRAJKOVIC	SLO	27 Jan 96	3	15.93	723		0.162			
6	418	Ásgerdur Jana ÁGÚTSDÓTTIR	ISL	01 Dec 96	7	15.98	717	PB	0.161			
7	518	Kamilé ŽILIUTÉ	LTU	20 Mar 97	4	16.02	712	PB	0.190			

Heat 2		5	12 July 2013		START TIME	09:36	TEMPERATURE	25° C	HUMIDITY	57 %	WIND	-0.3 m/s
PLACE	BIB	NAME	COUNTRY	DATE of BIRTH	LANE	RESULT	POINTS	REACTION	Fn			
1	267	Anna NECINOVÁ	CZE	31 Jul 96	1	14.60	895	PB	0.186			
2	596	Weronika GRZELAK	POL	19 Mar 97	5	14.86	860	PB	0.203			
3	310	Margot MERI	EST	30 Apr 96	7	14.86	860	PB	0.166			
4	545	Naomi Aileen URBANO	MEX	25 Sep 96	6	14.86	860	PB	0.187			
5	123	Alysha BURNETT	AUS	04 Jan 97	2	14.88	858	PB	0.133			
6	175	Isabela OLIVEIRA	BRA	21 Dec 96	3	14.90	855		0.143			
7	158	Veranika TSIALPUK	BLR	13 Jan 96	8	15.18	818	PB	0.194			
8	759	Hrystyna VOLKOVA	UKR	25 Mar 97	4	15.19	817		0.190			

Heat 3		5	12 July 2013		START TIME	09:42	TEMPERATURE	25° C	HUMIDITY	57 %	WIND	-1.9 m/s
PLACE	BIB	NAME	COUNTRY	DATE of BIRTH	LANE	RESULT	POINTS	REACTION	Fn			
1	775	Alexa HARMON-THOMAS	USA	05 Apr 96	2	14.08	967	PB	0.162			
2	307	Kristella JURKATAMM	EST	09 Apr 96	3	14.28	939	PB	0.141			
3	653	Mariia PAVLOVA	RUS	21 May 96	7	14.45	916	PB	0.158			
4	455	Giulia SPOROLETTI	ITA	26 Jun 96	6	14.52	906	PB	0.188			
5	150	Noor VIDTS	BEL	30 May 96	4	14.57	899	PB	0.166			
6	200	Alexandra MORROW	CAN	20 Mar 96	1	14.81	867		0.192			
7	268	Barbora ZATLOUKALOVÁ	CZE	03 Jun 97	8	14.83	864		0.186			
8	405	Noémi SZÜCS	HUN	29 May 97	5	14.85	862		0.223			

Heat 4		5	12 July 2013		START TIME	09:48	TEMPERATURE	25° C	HUMIDITY	57 %	WIND	-1.0 m/s
PLACE	BIB	NAME	COUNTRY	DATE of BIRTH	LANE	RESULT	POINTS	REACTION	Fn			
1	353	Morgan LAKE	GBR	12 May 97	1	14.12	961	PB	0.205			
2	111	Fiorella CHIAPPE	ARG	01 Jan 96	2	14.12	961	PB	0.123			
3	648	Elizaveta KOLOKOLCHIKOVA	RUS	10 Jul 96	7	14.34	931	PB	0.180			
4	335	Fiona ESPAGNET	FRA	30 Apr 97	5	14.36	928		0.188			
5	698	Johanna DYREMARK	SWE	30 Apr 97	8	14.49	910		0.207			
6	296	Emilia DEL HOYO	ESP	05 Apr 97	4	14.50	909		0.205			
7	683	Sanja RISTOVIC	SRB	28 Jun 97	6	14.63	891		0.175			
8	448	Lucia QUAGLIERI	ITA	16 Oct 96	3	14.69	883		0.190			






RESULTS
100m Hurdles (76.2cm) Girls - Heptathlon Girls

Heat 5		5	12 July 2013	START TIME	09:53	TEMPERATURE	25° C	HUMIDITY	57 %	WIND	-1.2 m/s
PLACE	BIB	NAME	COUNTRY	DATE of BIRTH	LANE	RESULT	POINTS	REACTION	Fn		
1	551	Inge DROST	NED	15 Jan 96	4	13.49	1052	0.163			
2	704	Emma STENLÖF	SWE	25 Jun 96	5	13.90	993	0.195			
3	484	Meg HEMPHILL	JPN	23 May 96	3	13.91	991	0.143	PB		
4	119	Aliyah JOHNSON	AUS	16 Dec 96	1	13.93	988	0.146			
5	377	Celina LEFFLER	GER	09 Apr 96	8	14.01	977	0.158			
6	299	Andrea MEDINA	ESP	26 Apr 96	6	14.10	964	0.109			
7	367	Louisa GRAUVOGEL	GER	28 Sep 96	2	14.32	934	0.155			
8	323	Maria HUNTINGTON	FIN	13 Mar 97	7	14.59	897	0.161			





RESULTS

High Jump Girls - Heptathlon Girls



Group A


12 July 2013

START TIME 10:37
END TIME 12:52

TEMPERATURE
25° C
28° C

HUMIDITY
57 %
40 %


PLACE	BIB	NAME	COUNTRY	DATE OF BIRTH	ORDER	RESULT	POINTS	1.42	1.45	1.48	1.51	1.54	1.57	1.60	1.63	1.66	1.69	1.72	1.75	
								1.78	1.81	1.84	1.87									
1	704	Emma STENLÖF	SWE	25 Jun 96	6	1.78	PB	-	-	-	-	-	-	-	-	XO	0	XXO	0	953
2	123	Alysha BURNETT	AUS	04 Jan 97	10	1.75		-	-	-	-	-	-	-	-	0	0	0	0	916
3	698	Johanna DYREMARK	SWE	30 Apr 97	11	1.72	PB	-	-	-	-	0	0	0	0	0	XO	XO	XXX	879
3	150	Noor VIDTS	BEL	30 May 96	5	1.72	SB	-	-	-	-	-	-	-	-	0	XO	XO	XXX	879
5	111	Fiorella CHIAPPE	ARG	01 Jan 96	2	1.69	PB	-	-	-	-	0	0	0	0	0	0	XXX	842	
6	119	Aliyah JOHNSON	AUS	16 Dec 96	3	1.69		-	-	-	-	-	0	0	0	0	XO	XXX	842	
7	344	Esther TURPIN	FRA	29 Apr 96	13	1.69	PB	-	-	0	XO	0	0	0	XO	XXO	XXO	XXX	842	
8	158	Veranika TSIALPUK	BLR	13 Jan 96	1	1.63		-	-	-	-	-	0	0	0	XXX			771	
9	455	Giulia SPOROLETTI	ITA	26 Jun 96	4	1.63		-	-	-	-	0	0	0	XO	XXX			771	
10	323	Maria HUNTINGTON	FIN	13 Mar 97	9	1.63		-	-	-	-	0	0	XO	XO	XXX			771	
11	335	Fiona ESPAGNET	FRA	30 Apr 97	8	1.63		-	-	-	0	XXO	0	XXO	XO	XXX			771	
11	188	Robyn BUCKINGHAM	CAN	18 Aug 97	18	1.63	PB	-	-	-	-	XXO	XO	XO	XO	XXX			771	
13	551	Inge DROST	NED	15 Jan 96	17	1.63	PB	-	0	0	0	0	0	XXO	XXO	XXX			771	
14	254	Jersy DÍAZ	CUB	28 Jan 97	7	1.60		-	-	-	0	0	XO	XXO	XXX				736	
15	268	Barbora ZATLOUKALOVÁ	CZE	03 Jun 97	12	1.57		-	0	0	0	XO	XO	XXX					701	
16	267	Anna NECINOVÁ	CZE	31 Jul 96	15	1.57		0	0	0	0	0	XXO	XXX					701	
17	200	Alexandra MORROW	CAN	20 Mar 96	14	1.54	PB	-	0	0	0	0	XXX						666	
18	484	Meg HEMPHILL	JPN	23 May 96	19	1.54	PB	0	0	XO	0	0	XXX						666	
19	448	Lucia QUAGLIERI	ITA	16 Oct 96	16	1.54	PB	0	0	XXO	0	0	XXX						666	



RESULTS
High Jump Girls - Heptathlon Girls

Group B		12 July 2013		START TIME 10:37		TEMPERATURE 25° C		HUMIDITY 57 %											
		END TIME 13:04				28° C		40 %											
PLACE	BIB	NAME	COUNTRY	DATE of BIRTH	ORDER	RESULT	POINTS	1.42	1.45	1.48	1.51	1.54	1.57	1.60	1.63	1.66	1.69	1.72	1.75
1	353	Morgan LAKE	GBR	12 May 97	4	1.90	WYL 1106	-	-	-	-	-	-	-	-	-	0	0	0
2	775	Alexa HARMON-THOMAS	USA	05 Apr 96	19	1.75	916	XXX											
3	299	Andrea MEDINA	ESP	26 Apr 96	11	1.72	PB 879	-	-	-	-	0	0	0	0	XO	XO	XXO	XXX
3	653	Mariia PAVLOVA	RUS	21 May 96	16	1.72	PB 879	-	-	-	-	-	-	0	0	0	XXO	XXO	XXX
5	596	Weronika GRZELAK	POL	19 Mar 97	5	1.72	PB 879	-	-	-	-	0	-	XXO	XO	XO	0	XXO	XXX
6	648	Elizaveta KOLOKOLCHIKOVA	RUS	10 Jul 96	9	1.66	806	-	-	-	-	-	-	-	0	XO	XXX		
7	377	Celina LEFFLER	GER	09 Apr 96	2	1.63	PB 771	-	-	0	0	0	0	XO	0	XXX			
7	545	Naomi Aileen URBANO	MEX	25 Sep 96	1	1.63	SB 771	-	-	0	0	0	0	XO	0	XXX			
9	307	Kristella JURKATAMM	EST	09 Apr 96	12	1.63	771	-	-	-	0	0	0	XO	XO	XXX			
10	367	Louisa GRAUVOGEL	GER	28 Sep 96	6	1.63	771	-	-	0	0	0	0	0	0	XXO	XXX		
11	310	Margot MERI	EST	30 Apr 96	7	1.63	771	-	-	-	0	0	XO	XXO	XXO	XXX			
12	296	Emilia DEL HOYO	ESP	05 Apr 97	17	1.60	736	-	0	-	0	0	0	0	0	XXX			
12	759	Hrystyna VOLKOVA	UKR	25 Mar 97	15	1.60	PB 736	-	0	0	0	0	0	0	0	XXX			
14	683	Sanja RISTOVIC	SRB	28 Jun 97	3	1.60	PB 736	-	-	0	0	0	0	XO	XXX				
15	418	Ásgerdur Jana ÁGÚTSDÓTTIR	ISL	01 Dec 96	8	1.60	736	-	-	0	-	XO	0	XO	XXX				
16	679	Staša TRAJKOVIC	SLO	27 Jan 96	13	1.60	736	-	-	0	XO	XO	0	XO	XXX				
17	518	Kamilé ŽILIUTÉ	LTU	20 Mar 97	14	1.60	736	-	0	0	-	XO	0	XXO	XXX				
18	405	Noémi SZÜCS	HUN	29 May 97	10	1.51	632	-	XO	XO	0	XXX							
19	175	Isabela OLIVEIRA	BRA	21 Dec 96	18	1.48	599	-	0	XXO	XXX								
20	706	Irina VELIHANOVA	TKM	17 Mar 96	20	1.45	PB 566	0	0	XXX									





RESULTS

Shot Put (3Kg) Girls - Heptathlon Girls



Group A


12 July 2013

START TIME 16:45
END TIME 17:43

TEMPERATURE
30° C
30° C

HUMIDITY
29 %
29 %

PLACE	BIB	NAME	COUNTRY	DATE of BIRTH	ORDER	RESULT	POINTS	1	2	3
1	353	Morgan LAKE	GBR	12 May 97	2	14.59		14.59 833	13.22	14.49
2	704	Emma STENLÖF	SWE	25 Jun 96	15	13.84	PB	13.84 783	13.70	12.98
3	377	Celina LEFFLER	GER	09 Apr 96	13	13.51		13.51 761	X	X
4	268	Barbora ZATLOUKALOVÁ	CZE	03 Jun 97	4	13.20	PB	X 741	12.63	13.20
5	299	Andrea MEDINA	ESP	26 Apr 96	5	13.08		12.75 733	12.23	13.08
6	150	Noor VIDTS	BEL	30 May 96	6	12.98		12.89 726	12.69	12.98
7	267	Anna NECINOVÁ	CZE	31 Jul 96	9	12.95	PB	12.45 724	12.64	12.95
8	367	Louisa GRAUVOGEL	GER	28 Sep 96	1	12.53		12.48 696	X	12.53
9	455	Giulia SPORTOLETTI	ITA	26 Jun 96	12	12.32		12.32 682	12.23	11.34
10	111	Fiorella CHIAPPE	ARG	01 Jan 96	11	11.90	PB	11.30 654	11.90	11.78
11	296	Emilia DEL HOYO	ESP	05 Apr 97	17	11.58	PB	11.58 633	9.49	10.61
12	551	Inge DROST	NED	15 Jan 96	3	11.44		11.28 624	9.86	11.44
13	759	Hrystyna VOLKOVA	UKR	25 Mar 97	16	11.16	PB	10.61 606	11.01	11.16
14	448	Lucia QUAGLIERI	ITA	16 Oct 96	8	11.16		10.92 606	10.70	11.16
15	698	Johanna DYREMARK	SWE	30 Apr 97	7	11.10		X 602	11.10	9.76
16	706	Irina VELIHANOVA	TKM	17 Mar 96	19	11.01	PB	10.62 596	X	11.01
17	188	Robyn BUCKINGHAM	CAN	18 Aug 97	14	10.71		10.71 576	10.52	10.06
18	200	Alexandra MORROW	CAN	20 Mar 96	18	10.23	PB	10.23 545	9.85	9.92
19	545	Naomi Aileen URBANO	MEX	25 Sep 96	10	10.17		9.90 541	10.17	9.27



RESULTS
Shot Put (3Kg) Girls - Heptathlon Girls

Group B

12 July 2013


START TIME 16:45
END TIME 17:45

TEMPERATURE
30° C
30° C

HUMIDITY
29 %
29 %

PLACE	BIB	NAME	COUNTRY	DATE of BIRTH	ORDER	RESULT	POINTS	1	2	3
1	175	Isabela OLIVEIRA	BRA	21 Dec 96	13	13.94		12.71 790	13.10	13.94
2	653	Mariia PAVLOVA	RUS	21 May 96	8	13.19	PB	13.19 740	12.92	13.08
3	119	Aliyah JOHNSON	AUS	16 Dec 96	14	13.01	PB	13.01 728	12.69	12.67
4	307	Kristella JURKATAMM	EST	09 Apr 96	18	12.91	PB	12.91 721	X	12.44
5	123	Alysha BURNETT	AUS	04 Jan 97	6	12.90		12.90 721	11.56	11.91
6	158	Veranika TSIALPUK	BLR	13 Jan 96	16	12.69		11.90 707	12.69	12.21
7	648	Elizaveta KOLOKOLCHIKOVA	RUS	10 Jul 96	5	12.62		12.62 702	X	-
8	418	Ásgerdur Jana ÁGÚTSDÓTTIR	ISL	01 Dec 96	9	12.58		12.58 700	12.26	12.26
9	484	Meg HEMPHILL	JPN	23 May 96	11	12.43	PB	12.40 690	12.43	12.09
10	254	Jersy DÍAZ	CUB	28 Jan 97	19	12.35		12.35 684	12.00	10.97
11	344	Esther TURPIN	FRA	29 Apr 96	20	12.01		11.60 662	12.01	11.80
12	518	Kamilé ŽILIUTÉ	LTU	20 Mar 97	3	11.97		11.55 659	11.88	11.97
13	596	Weronika GRZELAK	POL	19 Mar 97	17	11.95	PB	11.05 658	10.00	11.95
14	310	Margot MERI	EST	30 Apr 96	15	11.56		11.15 632	11.56	11.18
15	679	Staša TRAJKOVIC	SLO	27 Jan 96	7	11.29	PB	10.96 614	11.14	11.29
16	323	Maria HUNTINGTON	FIN	13 Mar 97	4	11.23		10.66 610	10.27	11.23
17	683	Sanja RISTOVIC	SRB	28 Jun 97	10	11.23		10.38 610	11.23	X
18	335	Fiona ESPAGNET	FRA	30 Apr 97	2	10.58		9.89 567	10.58	10.41
19	775	Alexa HARMON-THOMAS	USA	05 Apr 96	1	10.44		10.44 558	10.08	-
20	405	Noémi SZÜCS	HUN	29 May 97	12	9.88		9.52 522	9.03	9.88





RESULTS

200 Metres Girls - Heptathlon Girls




Heat 1		5	12 July 2013		START TIME	18:19	TEMPERATURE	30° C	HUMIDITY	29 %	WIND	-0.5 m/s
PLACE	BIB	NAME	COUNTRY	DATE of BIRTH	LANE	RESULT	POINTS	REACTION	Fn			
1	551	Inge DROST	NED	15 Jan 96	7	24.83	902	PB	0.183			
2	254	Jersy DÍAZ	CUB	28 Jan 97	3	25.52	840	PB	0.175			
3	484	Meg HEMPHILL	JPN	23 May 96	6	25.71	823	PB	0.153			
4	545	Naomi Aileen URBANO	MEX	25 Sep 96	5	26.40	763	SB	0.167			
5	323	Maria HUNTINGTON	FIN	13 Mar 97	2	26.47	757	SB	0.211			
6	418	Ásgerdur Jana ÁGÚTSDÓTTIR	ISL	01 Dec 96	4	27.28	689	PB	0.181			
7	158	Veranika TSIALPUK	BLR	13 Jan 96	8	27.37	681	PB	0.219			

Heat 2		5	12 July 2013		START TIME	18:25	TEMPERATURE	30° C	HUMIDITY	29 %	WIND	-0.7 m/s
PLACE	BIB	NAME	COUNTRY	DATE of BIRTH	LANE	RESULT	POINTS	REACTION	Fn			
1	268	Barbora ZATLOUKALOVÁ	CZE	03 Jun 97	8	26.22	778	PB	0.179			
2	596	Weronika GRZELAK	POL	19 Mar 97	7	26.32	769	PB	0.224			
3	455	Giulia SPOROLETTI	ITA	26 Jun 96	6	26.61	745		0.198			
4	188	Robyn BUCKINGHAM	CAN	18 Aug 97	5	27.09	704		0.207			
5	175	Isabela OLIVEIRA	BRA	21 Dec 96	4	27.10	704		0.150			
6	518	Kamilé ŽILIUTÉ	LTU	20 Mar 97	1	27.51	670		0.174			
7	310	Margot MERI	EST	30 Apr 96	3	27.93	636		0.206			
8	706	Irina VELIHANOVA	TKM	17 Mar 96	2	28.68	578		0.191			

Heat 3		5	12 July 2013		START TIME	18:31	TEMPERATURE	30° C	HUMIDITY	29 %	WIND	-0.8 m/s
PLACE	BIB	NAME	COUNTRY	DATE of BIRTH	LANE	RESULT	POINTS	REACTION	Fn			
1	267	Anna NECINOVÁ	CZE	31 Jul 96	1	25.97	800	PB	0.203			
2	653	Mariia PAVLOVA	RUS	21 May 96	8	26.30	771	SB	0.197			
3	448	Lucia QUAGLIERI	ITA	16 Oct 96	6	26.35	767		0.178			
4	405	Noémi SZÜCS	HUN	29 May 97	4	26.39	763		0.263			
5	123	Alysha BURNETT	AUS	04 Jan 97	3	26.46	757		0.154			
6	344	Esther TURPIN	FRA	29 Apr 96	2	26.77	731		0.224			
7	759	Hrystyna VOLKOVA	UKR	25 Mar 97	7	27.07	706		0.193			
8	683	Sanja RISTOVIC	SRB	28 Jun 97	5	27.14	700		0.185			


Heat 4		5	12 July 2013		START TIME	18:37	TEMPERATURE	30° C	HUMIDITY	29 %	WIND	-1.1 m/s
PLACE	BIB	NAME	COUNTRY	DATE of BIRTH	LANE	RESULT	POINTS	REACTION	Fn			
1	307	Kristella JURKATAMM	EST	09 Apr 96	1	25.77	817	SB	0.163			
2	704	Emma STENLÖF	SWE	25 Jun 96	8	25.80	815		0.211			
3	150	Noor VIDTS	BEL	30 May 96	2	25.82	813	PB	0.202			
4	335	Fiona ESPAGNET	FRA	30 Apr 97	4	25.87	809	PB	0.186			
5	111	Fiorella CHIAPPE	ARG	01 Jan 96	7	25.97	800	PB	0.167			
6	296	Emilia DEL HOYO	ESP	05 Apr 97	6	26.12	787		0.206			
7	679	Staša TRAJKOVIC	SLO	27 Jan 96	3	26.16	783		0.205			
8	200	Alexandra MORROW	CAN	20 Mar 96	5	26.34	768		0.218			



RESULTS
200 Metres Girls - Heptathlon Girls

Heat 5			5	12 July 2013	START TIME	18:42	TEMPERATURE	30° C	HUMIDITY	29 %	WIND	-1.1 m/s
PLACE	BIB	NAME	COUNTRY	DATE of BIRTH	LANE	RESULT	POINTS	REACTION	Fn			
1	377	Celina LEFFLER	GER	09 Apr 96	6	24.48	935	0.213				
2	367	Louisa GRAUVOGEL	GER	28 Sep 96	3	25.07	880	0.223				
3	698	Johanna DYREMARK	SWE	30 Apr 97	7	25.33	857	PB	0.215			
4	299	Andrea MEDINA	ESP	26 Apr 96	5	25.39	851	PB	0.158			
5	353	Morgan LAKE	GBR	12 May 97	4	25.56	836	0.181				
6	775	Alexa HARMON-THOMAS	USA	05 Apr 96	1	25.58	834	0.178				
7	119	Aliyah JOHNSON	AUS	16 Dec 96	8	25.70	824	0.168				
	648	Elizaveta KOLOKOLCHIKOVA	RUS	10 Jul 96	2	DNS	0					





RESULTS

Long Jump Girls - Heptathlon Girls



Group A


13 July 2013

START TIME 09:39
END TIME 10:34

TEMPERATURE 27° C
HUMIDITY 45 %
27° C 45 %

PLACE	BIB	NAME	COUNTRY	DATE of BIRTH	ORDER	RESULT	POINTS	1	2	3
1	377	Celina LEFFLER	GER	09 Apr 96	1	6.09 0.9 m/s	PB	6.09 877	5.99 1.7 m/s	X 1.1 m/s
2	775	Alexa HARMON-THOMAS	USA	05 Apr 96	9	5.87 0.5 m/s	PB	5.87 810	5.63 0.8 m/s	X 1.2 m/s
3	111	Fiorella CHIAPPE	ARG	01 Jan 96	2	5.74 0.6 m/s		5.74 771	X 1.2 m/s	X 0.8 m/s
4	344	Esther TURPIN	FRA	29 Apr 96	3	5.70 1.0 m/s		X 759	4.85 w 2.2 m/s	5.70 1.0 m/s
5	455	Giulia SPOROLETTI	ITA	26 Jun 96	5	5.69 1.9 m/s		5.65 756	X -0.9 m/s	5.69 1.9 m/s
6	307	Kristella JURKATAMM	EST	09 Apr 96	4	5.66 1.2 m/s		5.50 747	X 1.6 m/s	5.66 1.2 m/s
7	335	Fiona ESPAGNET	FRA	30 Apr 97	11	5.61 2.0 m/s	PB	5.30 732	5.04 -0.4 m/s	5.61 2.0 m/s
8	254	Jersy DÍAZ	CUB	28 Jan 97	7	5.60 0.4 m/s		5.42 729	X 1.3 m/s	5.60 0.4 m/s
9	367	Louisa GRAUVOGEL	GER	28 Sep 96	8	5.53 0.4 m/s		X 709	5.53 0.4 m/s	X 1.2 m/s
10	551	Inge DROST	NED	15 Jan 96	16	5.52 1.5 m/s	PB	5.52 706	5.26 -1.1 m/s	5.44 -0.5 m/s
11	200	Alexandra MORROW	CAN	20 Mar 96	14	5.47 -0.2 m/s	PB	5.25 691	5.35 0.4 m/s	5.47 -0.2 m/s
12	683	Sanja RISTOVIC	SRB	28 Jun 97	13	5.40 1.0 m/s	PB	X 671	5.01 -0.2 m/s	5.40 1.0 m/s
13	448	Lucia QUAGLIERI	ITA	16 Oct 96	12	5.36 0.6 m/s	PB	5.36 660	4.85 -0.7 m/s	5.34 1.0 m/s
14	188	Robyn BUCKINGHAM	CAN	18 Aug 97	17	5.21 -0.2 m/s	PB	5.07 617	5.19 -0.8 m/s	5.21 -0.2 m/s
15	484	Meg HEMPHILL	JPN	23 May 96	18	5.17 -0.2 m/s	PB	5.11 w 606	4.89 0.2 m/s	5.17 -0.2 m/s
16	158	Veranika TSIALPUK	BLR	13 Jan 96	15	5.11 1.3 m/s		5.11 589	4.90 -1.0 m/s	4.82 0.0 m/s
17	706	Irina VELIHANOVA	TKM	17 Mar 96	10	5.09 1.3 m/s		5.06 584	X 0.9 m/s	5.09 1.3 m/s
18	310	Margot MERI	EST	30 Apr 96	19	4.96 1.0 m/s	PB	4.96 548	X 2.0 m/s	4.92 -0.4 m/s
19	353	Morgan LAKE	GBR	12 May 97	6	4.63 2.1 m/s		4.63 w 461	X 1.4 m/s	X 0.4 m/s





RESULTS
Long Jump Girls - Heptathlon Girls

Group B

13 July 2013


START TIME 09:35
END TIME 10:36

TEMPERATURE
27° C
27° C

HUMIDITY
45 %
45 %

PLACE	BIB	NAME	COUNTRY	DATE of BIRTH	ORDER	RESULT	POINTS	1	2	3
1	123	Alysha BURNETT	AUS	04 Jan 97	1	5.90 0.2 m/s	PB 819	5.90 0.2 m/s	X 1.2 m/s	X 1.2 m/s
2	119	Aliyah JOHNSON	AUS	16 Dec 96	16	5.83 -0.6 m/s		5.75 0.8 m/s	5.76 -0.2 m/s	5.83 -0.6 m/s
3	596	Weronika GRZELAK	POL	19 Mar 97	12	5.80 0.6 m/s	PB 789	5.80 0.6 m/s	5.18 0.9 m/s	X 1.3 m/s
4	296	Emilia DEL HOYO	ESP	05 Apr 97	14	5.76 0.8 m/s	PB 777	5.76 0.8 m/s	5.52 -0.9 m/s	X 1.2 m/s
5	653	Mariia PAVLOVA	RUS	21 May 96	13	5.73 1.2 m/s		5.67 0.6 m/s	5.52 1.2 m/s	5.73 1.2 m/s
6	405	Noémi SZÜCS	HUN	29 May 97	10	5.65 0.3 m/s	PB 744	5.40 0.7 m/s	X 1.1 m/s	5.65 0.3 m/s
7	698	Johanna DYREMARK	SWE	30 Apr 97	15	5.63 1.5 m/s	PB 738	5.63 1.5 m/s	5.40 -0.4 m/s	X 1.0 m/s
8	268	Barbora ZATLOUKALOVÁ	CZE	03 Jun 97	5	5.54 0.4 m/s	PB 712	5.48 -0.5 m/s	X 1.8 m/s	5.54 0.4 m/s
9	679	Staša TRAJKOVIC	SLO	27 Jan 96	19	5.51 2.1 m/s		5.37 0.7 m/s	5.51 w 2.1 m/s	5.34 -0.7 m/s
10	704	Emma STENLÖF	SWE	25 Jun 96	2	5.49 0.3 m/s		X 0.9 m/s	5.49 0.3 m/s	X 1.8 m/s
11	150	Noor VIDTS	BEL	30 May 96	4	5.47 0.4 m/s	SB 691	X 0.5 m/s	5.38 1.9 m/s	5.47 0.4 m/s
12	175	Isabela OLIVEIRA	BRA	21 Dec 96	9	5.32 -0.4 m/s	PB 648	5.07 0.1 m/s	5.32 -0.4 m/s	5.05 0.0 m/s
13	299	Andrea MEDINA	ESP	26 Apr 96	6	5.28 1.5 m/s		X 637	5.28 1.5 m/s	X 0.7 m/s
14	759	Hrystyna VOLKOVA	UKR	25 Mar 97	7	5.27 1.0 m/s		5.13 0.6 m/s	5.27 1.0 m/s	5.03 1.4 m/s
15	545	Naomi Aileen URBANO	MEX	25 Sep 96	3	5.21 0.4 m/s	PB 617	X 0.5 m/s	X 0.9 m/s	5.21 0.4 m/s
16	418	Ásgerdur Jana ÁGÚTSDÓTTIR	ISL	01 Dec 96	18	5.02 0.6 m/s		5.02 0.6 m/s	X 2.1 m/s	X 0.7 m/s
17	518	Kamilé ŽILIUTÉ	LTU	20 Mar 97	17	4.99 -0.8 m/s		X 557	4.99 -0.2 m/s	4.89 -0.8 m/s
18	267	Anna NECINOVÁ	CZE	31 Jul 96	11	4.78 1.0 m/s		4.30 1.5 m/s	X 0.8 m/s	4.78 1.0 m/s
	323	Maria HUNTINGTON	FIN	13 Mar 97	8	DNS				
	648	Elizaveta KOLOKOLCHIKOVA	RUS	10 Jul 96	20	DNS				





RESULTS



Javelin Throw (500g) Girls - Heptathlon Girls

Group A


13 July 2013

START TIME 12:30
END TIME 13:21

TEMPERATURE 29° C
HUMIDITY 29 %

PLACE	BIB	NAME	COUNTRY	DATE of BIRTH	ORDER	RESULT	POINTS	1	2	3
1	484	Meg HEMPHILL	JPN	23 May 96	15	46.61	PB 37.08 795	38.46	46.61	
2	704	Emma STENLÖF	SWE	25 Jun 96	7	38.81	PB 36.79 644	X	38.81	
3	158	Veranika TSIALPUK	BLR	13 Jan 96	3	38.78	PB 36.96 644	32.72	38.78	
4	335	Fiona ESPAGNET	FRA	30 Apr 97	5	37.80	PB 37.80 625	33.91	33.27	
5	759	Hrystyna VOLKOVA	UKR	25 Mar 97	13	36.21	PB 36.21 595	33.29	30.23	
6	299	Andrea MEDINA	ESP	26 Apr 96	4	36.18	PB 34.31 594	30.10	36.18	
7	706	Irina VELIHANOVA	TKM	17 Mar 96	12	35.99	PB 35.99 591	34.17	31.55	
8	551	Inge DROST	NED	15 Jan 96	20	34.44	PB 34.44 561	X	29.56	
9	653	Mariia PAVLOVA	RUS	21 May 96	9	33.67	PB 33.67 546	X	33.18	
10	405	Noémi SZÜCS	HUN	29 May 97	18	32.72	PB 32.72 528	29.98	29.17	
11	254	Jersy DÍAZ	CUB	28 Jan 97	8	32.15	32.15 517	31.24	28.66	
12	200	Alexandra MORROW	CAN	20 Mar 96	19	31.15	PB 25.80 498	31.15	24.98	
13	698	Johanna DYREMARK	SWE	30 Apr 97	14	30.65	30.65 489	29.18	29.36	
14	545	Naomi Aileen URBANO	MEX	25 Sep 96	2	30.58	29.20 488	30.58	25.23	
15	596	Weronika GRZELAK	POL	19 Mar 97	1	30.15	X 479	30.15	X	
16	679	Staša TRAJKOVIC	SLO	27 Jan 96	6	29.84	29.84 474	X	X	
17	150	Noor VIDTS	BEL	30 May 96	16	29.60	PB 29.60 469	26.30	29.46	
18	683	Sanja RISTOVIC	SRB	28 Jun 97	10	28.82	28.82 454	25.30	X	
19	296	Emilia DEL HOYO	ESP	05 Apr 97	11	28.16	28.16 442	X	27.27	
20	775	Alexa HARMON-THOMAS	USA	05 Apr 96	17	21.58	X 318	X	21.58	





RESULTS
Javelin Throw (500g) Girls - Heptathlon Girls

Group B

13 July 2013


START TIME 13:34
END TIME 14:32

TEMPERATURE
30° C
30° C

HUMIDITY
25 %
25 %

PLACE	BIB	NAME	COUNTRY	DATE of BIRTH	ORDER	RESULT	POINTS	1	2	3
1	123	Alysha BURNETT	AUS	04 Jan 97	9	44.87	PB	42.77 761	44.87	42.36
2	367	Louisa GRAUVOGEL	GER	28 Sep 96	12	44.65	PB	42.30 757	44.65	42.59
3	518	Kamilė ŽILIUTĖ	LTU	20 Mar 97	1	44.35	PB	32.65 751	X	44.35
4	455	Giulia SPOROLETTI	ITA	26 Jun 96	13	41.53	PB	41.53 697	37.33	X
5	377	Celina LEFFLER	GER	09 Apr 96	17	40.95	PB	36.53 686	40.95	38.54
6	119	Aliyah JOHNSON	AUS	16 Dec 96	15	40.73	PB	35.31 681	39.05	40.73
7	268	Barbora ZATLOUKALOVÁ	CZE	03 Jun 97	4	39.46	PB	38.43 657	35.11	39.46
8	310	Margot MERI	EST	30 Apr 96	16	38.15		37.62 632	X	38.15
9	188	Robyn BUCKINGHAM	CAN	18 Aug 97	3	37.59		37.59 621	34.79	34.47
10	307	Kristella JURKATAMM	EST	09 Apr 96	19	37.52	PB	35.30 620	37.52	35.71
11	344	Esther TURPIN	FRA	29 Apr 96	11	37.24		X 614	X	37.24
12	448	Lucia QUAGLIERI	ITA	16 Oct 96	6	35.65		30.30 584	34.40	35.65
13	267	Anna NECINOVÁ	CZE	31 Jul 96	5	35.27		31.36 577	33.99	35.27
14	111	Fiorella CHIAPPE	ARG	01 Jan 96	14	34.75		30.76 567	33.38	34.75
15	353	Morgan LAKE	GBR	12 May 97	7	30.81		X 492	30.81	X
16	175	Isabela OLIVEIRA	BRA	21 Dec 96	8	30.57		X 487	30.57	28.48
	418	Ásgerdur Jana ÁGÚTSDÓTTIR	ISL	01 Dec 96	10	NM		X	X	X
	323	Maria HUNTINGTON	FIN	13 Mar 97	2	DNS				
	648	Elizaveta KOLOKOLCHIKOVA	RUS	10 Jul 96	18	DNS				





RESULTS



800 Metres Girls - Heptathlon Girls

Heat 1

4 13 July 2013

START TIME 18:14

TEMPERATURE 27° C

HUMIDITY 42 %

PLACE	BIB	NAME	COUNTRY	DATE of BIRTH	LANE	RESULT	POINTS
1	545	Naomi Aileen URBANO	MEX	25 Sep 96	2	2:18.58	843
2	405	Noémi SZÜCS	HUN	29 May 97	4	2:25.13	755
3	188	Robyn BUCKINGHAM	CAN	18 Aug 97	1	2:25.25	754
4	706	Irina VELIHANOVA	TKM	17 Mar 96	6	2:30.14	691
5	679	Staša TRAJKOVIC	SLO	27 Jan 96	8	2:33.85	645
6	418	Ásgerdur Jana ÁGÚTSDÓTTIR	ISL	01 Dec 96	6	2:34.82	634
7	310	Margot MERI	EST	30 Apr 96	3	2:36.19	617
8	683	Sanja RISTOVIC	SRB	28 Jun 97	5	2:39.76	576
200		Alexandra MORROW	CAN	20 Mar 96	7	DQ 163.3	0

INTERMEDIATE TIMES 400m 545 Naomi Aileen URBANO 1:03.86

Note:

IAAF Rule 163.3 - Outside Lane

Heat 2

4 13 July 2013

START TIME 18:22

TEMPERATURE 27° C

HUMIDITY 42 %

PLACE	BIB	NAME	COUNTRY	DATE of BIRTH	LANE	RESULT	POINTS
1	775	Alexa HARMON-THOMAS	USA	05 Apr 96	3	2:21.99	797
2	448	Lucia QUAGLIERI	ITA	16 Oct 96	1	2:23.27	780
3	296	Emilia DEL HOYO	ESP	05 Apr 97	7	2:24.16	768
4	254	Jersy DÍAZ	CUB	28 Jan 97	5	2:24.91	758
5	759	Hrystyna VOLKOVA	UKR	25 Mar 97	2	2:27.24	728
6	158	Veranika TSIALPUK	BLR	13 Jan 96	4	2:35.05	631
7	518	Kamilé ŽILIUTÉ	LTU	20 Mar 97	6	2:44.18	526
8	267	Anna NECINOVÁ	CZE	31 Jul 96	8	2:44.99	517
175		Isabela OLIVEIRA	BRA	21 Dec 96	6	DNS	0

INTERMEDIATE TIMES 400m 254 Jersy DÍAZ 1:07.79

Heat 3

4 13 July 2013

START TIME 18:29


TEMPERATURE 27° C

HUMIDITY 42 %

PLACE	BIB	NAME	COUNTRY	DATE of BIRTH	LANE	RESULT	POINTS
1	111	Fiorella CHIAPPE	ARG	01 Jan 96	4	2:14.87	895
2	484	Meg HEMPHILL	JPN	23 May 96	3	2:15.70	883
3	698	Johanna DYREMARK	SWE	30 Apr 97	1	2:20.06	823
4	344	Esther TURPIN	FRA	29 Apr 96	5	2:20.37	818
5	150	Noor VIDTS	BEL	30 May 96	2	2:20.85	812
6	455	Giulia SPOROLETTI	ITA	26 Jun 96	8	2:21.70	801
7	268	Barbora ZATLOUKALOVÁ	CZE	03 Jun 97	7	2:27.46	725
8	335	Fiona ESPAGNET	FRA	30 Apr 97	6	2:28.25	715
9	596	Weronika GRZELAK	POL	19 Mar 97	6	2:32.14	666

INTERMEDIATE TIMES 400m 484 Meg HEMPHILL 1:06.57





RESULTS
800 Metres Girls - Heptathlon Girls

Heat 4			4		13 July 2013		START TIME	18:37	TEMPERATURE	25° C	HUMIDITY	47 %
PLACE	BIB	NAME	COUNTRY	DATE of BIRTH	LANE	RESULT	POINTS					
1	367	Louisa GRAUVOGEL	GER	28 Sep 96	8	2:19.26	834					PB
2	551	Inge DROST	NED	15 Jan 96	3	2:21.52	803					
3	377	Celina LEFFLER	GER	09 Apr 96	4	2:26.32	740					
4	653	Mariia PAVLOVA	RUS	21 May 96	6	2:28.22	715					
5	704	Emma STENLÖF	SWE	25 Jun 96	5	2:29.03	705					
6	299	Andrea MEDINA	ESP	26 Apr 96	3	2:29.84	695					
7	119	Aliyah JOHNSON	AUS	16 Dec 96	7	2:30.53	686					
8	307	Kristella JURKATAMM	EST	09 Apr 96	6	2:30.76	683					PB
9	123	Alysha BURNETT	AUS	04 Jan 97	2	2:31.56	673					
	353	Morgan LAKE	GBR	12 May 97	1	DNS	0					
INTERMEDIATE TIMES		400m	551	Inge DROST			1:07.62					



HEPTATHLON GIRLS FINAL RESULTS

POINTS
RANK-HEAT
RESULT



PLACE	BIB	NAME	COUNTRY	RESULT	100m Hurdles	High Jump	Shot Put (3kg)	200 Metres	Long Jump	Javelin Throw	800 Metres
1	377	Celina LEFFLER	GER	5747 CR	977 5-5 14.01	771 7-B 1.63	761 3-A 13.51	935 1-5 24.48	877 1-A 6.09	686 5-B 40.95	740 3-4 2:26.32
2	704	Emma STENLÖF	SWE	5590 PB	993 2-5 13.90	953 1-A 1.78	783 2-A 13.84	815 2-4 25.80	697 10-B 5.49	644 2-A 38.81	705 5-4 2:29.03
3	367	Louisa GRAUVOGEL	GER	5581	934 7-5 14.32	771 10-B 1.63	696 8-A 12.53	880 2-5 25.07	709 9-A 5.53	757 2-B 44.65	834 1-4 2:19.26
4	119	Aliyah JOHNSON	AUS	5547 PB	988 4-5 13.93	842 6-A 1.69	728 3-B 13.01	824 7-5 25.70	798 2-B 5.83	681 6-B 40.73	686 7-4 2:30.53
5	123	Alysha BURNETT	AUS	5505 PB	858 5-2 14.88	916 2-A 1.75	721 5-B 12.90	757 5-3 26.46	819 1-B 5.90	761 1-B 44.87	673 9-4 2:31.56
6	111	Fiorella CHIAPPE	ARG	5490 PB	961 2-4 14.12	842 5-A 1.69	654 10-A 11.90	800 5-4 25.97	771 3-A 5.74	567 14-B 34.75	895 1-3 2:14.87
7	484	Meg HEMPHILL	JPN	5454 PB	991 3-5 13.91	666 18-A 1.54	690 9-B 12.43	823 3-1 25.71	606 15-A 5.17	795 1-A 46.61	883 2-3 2:15.70
8	551	Inge DROST	NED	5419 PB	1052 1-5 13.49	771 13-A 1.63	624 12-A 11.44	902 1-1 24.83	706 10-A 5.52	561 8-A 34.44	803 2-4 2:21.52
9	344	Esther TURPIN	FRA	5382 PB	956 1-1 14.16	842 7-A 1.69	662 11-B 12.01	731 6-3 26.77	759 4-A 5.70	614 11-B 37.24	818 4-3 2:20.37
10	455	Giulia SPOROLETTI	ITA	5358	906 4-3 14.52	771 9-A 1.63	682 9-A 12.32	745 3-2 26.61	756 5-A 5.69	697 4-B 41.53	801 6-3 2:21.70
11	299	Andrea MEDINA	ESP	5353 PB	964 6-5 14.10	879 3-B 1.72	733 5-A 13.08	851 4-5 25.39	637 13-B 5.28	594 6-A 36.18	695 6-4 2:29.84
12	653	Mariia PAVLOVA	RUS	5335 PB	916 3-3 14.45	879 3-B 1.72	740 2-B 13.19	771 2-3 26.30	768 5-B 5.73	546 9-A 33.67	715 4-4 2:28.22
13	307	Kristella JURKATAMM	EST	5298 PB	939 2-3 14.28	771 9-B 1.63	721 4-B 12.91	817 1-4 25.77	747 6-A 5.66	620 10-B 37.52	683 8-4 2:30.76
14	698	Johanna DYREMARK	SWE	5298 PB	910 5-4 14.49	879 3-A 1.72	602 15-A 11.10	857 3-5 25.33	738 7-B 5.63	489 13-A 30.65	823 3-3 2:20.06
15	150	Noor VIDTS	BEL	5289 PB	899 5-3 14.57	879 3-A 1.72	726 6-A 12.98	813 3-4 25.82	691 11-B 5.47	469 17-A 29.60	812 5-3 2:20.85
16	775	Alexa HARMON-THOMAS	USA	5200 PB	967 1-3 14.08	916 2-B 1.75	558 19-B 10.44	834 6-5 25.58	810 2-A 5.87	318 20-A 21.58	797 1-2 2:21.99
17	254	Jersy DÍAZ	CUB	5188	924 2-1 14.39	736 14-A 1.60	684 10-B 12.35	840 2-1 25.52	729 8-A 5.60	517 11-A 32.15	758 4-2 2:24.91
18	268	Barbora ZATLOUKALOVÁ	CZE	5178 PB	864 7-3 14.83	701 15-A 1.57	741 4-A 13.20	778 1-2 26.22	712 8-B 5.54	657 7-B 39.46	725 7-3 2:27.46
19	335	Fiona ESPAGNET	FRA	5147 PB	928 4-4 14.36	771 11-A 1.63	567 18-B 10.58	809 4-4 25.87	732 7-A 5.61	625 4-A 37.80	715 8-3 2:28.25
20	596	Weronika GRZELAK	POL	5100 PB	860 2-2 14.86	879 5-B 1.72	658 13-B 11.95	769 2-2 26.32	789 3-B 5.80	479 15-A 30.15	666 9-3 2:32.14
21	296	Emilia DEL HOYO	ESP	5052 PB	909 6-4 14.50	736 12-B 1.60	633 11-A 11.58	787 6-4 26.12	777 4-B 5.76	442 19-A 28.16	768 3-2 2:24.16



POINTS
RANK-HEAT
RESULT



100m
Hurdles

High Jump

Shot Put
(3kg)

200 Metres

Long Jump

Javelin
Throw

800 Metres

PLACE	BIB	NAME	COUNTRY	RESULT	100m Hurdles	High Jump	Shot Put (3kg)	200 Metres	Long Jump	Javelin Throw	800 Metres
22	448	Lucia QUAGLIERI	ITA	4946	883 8-4 14.69	666 19-A 1.54	606 14-A 11.16	767 3-3 26.35	660 13-A 5.36	584 12-B 35.65	780 2-2 2:23.27
23	545	Naomi Aileen URBANO	MEX	4883 PB	860 4-2 14.86	771 7-B 1.63	541 19-A 10.17	763 4-1 26.40	617 15-B 5.21	488 14-A 30.58	843 1-1 2:18.58
24	158	Veranika TSIALPUK	BLR	4841 PB	818 7-2 15.18	771 8-A 1.63	707 6-B 12.69	681 7-1 27.37	589 16-A 5.11	644 3-A 38.78	631 6-2 2:35.05
25	759	Hrystyna VOLKOVA	UKR	4822 PB	817 8-2 15.19	736 12-B 1.60	606 13-A 11.16	706 7-3 27.07	634 14-B 5.27	595 5-A 36.21	728 5-2 2:27.24
26	405	Noémi SZÜCS	HUN	4806 PB	862 8-3 14.85	632 18-B 1.51	522 20-B 9.88	763 4-3 26.39	744 6-B 5.65	528 10-A 32.72	755 2-1 2:25.13
27	188	Robyn BUCKINGHAM	CAN	4781	738 3-1 15.81	771 11-A 1.63	576 17-A 10.71	704 4-2 27.09	617 14-A 5.21	621 9-B 37.59	754 3-1 2:25.25
28	267	Anna NECINOVÁ	CZE	4714	895 1-2 14.60	701 16-A 1.57	724 7-A 12.95	800 1-3 25.97	500 18-B 4.78	577 13-B 35.27	517 8-2 2:44.99
29	310	Margot MERI	EST	4696	860 3-2 14.86	771 11-B 1.63	632 14-B 11.56	636 7-2 27.93	548 18-A 4.96	632 8-B 38.15	617 7-1 2:36.19
30	679	Staša TRAJKOVIC	SLO	4678	723 5-1 15.93	736 16-B 1.60	614 15-B 11.29	783 7-4 26.16	703 9-B 5.51	474 16-A 29.84	645 5-1 2:33.85
31	683	Sanja RISTOVIC	SRB	4638	891 7-4 14.63	736 14-B 1.60	610 17-B 11.23	700 8-3 27.14	671 12-A 5.40	454 18-A 28.82	576 8-1 2:39.76
32	518	Kamilė ŽILIUTĖ	LTU	4611	712 7-1 16.02	736 17-B 1.60	659 12-B 11.97	670 6-2 27.51	557 17-B 4.99	751 3-B 44.35	526 7-2 2:44.18
33	706	Irina VELIHANOVA	TKM	4341 PB	735 4-1 15.83	566 20-B 1.45	596 16-A 11.01	578 8-2 28.68	584 17-A 5.09	591 7-A 35.99	691 4-1 2:30.14
34	418	Ásgerdur Jana ÁGÚTSDÓTTIR	ISL	4041	717 6-1 15.98	736 15-B 1.60	700 8-B 12.58	689 6-1 27.28	565 16-B 5.02	0 -B NM	634 6-1 2:34.82
35	200	Alexandra MORROW	CAN	4035 PB	867 6-3 14.81	666 17-A 1.54	545 18-A 10.23	768 8-4 26.34	691 11-A 5.47	498 12-A 31.15	0 -1 DQ
	648	Elizaveta KOLOKOLCHIKOVA	RUS	DNF	931 3-4 14.34	806 6-B 1.66	702 7-B 12.62	DNS	DNS	DNS	DNS
	353	Morgan LAKE	GBR	DNF	961 1-4 14.12	1106 1-B 1.90	833 1-A 14.59	836 5-5 25.56	461 19-A 4.63	492 15-B 30.81	DNS
	323	Maria HUNTINGTON	FIN	DNF	897 8-5 14.59	771 10-A 1.63	610 16-B 11.23	757 5-1 26.47	DNS	DNS	DNS
	175	Isabela OLIVEIRA	BRA	DNF	855 6-2 14.90	599 19-B 1.48	790 1-B 13.94	704 5-2 27.10	648 12-B 5.32	487 16-B 30.57	DNS