

# **20. SPAR EVROPSKO PRVENSTVO V KROSU**

**20<sup>th</sup> SPAR European Cross Country Championships**


**Beograd (SRB), 8. december 2013**

## Results Senior Men

Distance: 10000m  
8 DEC 2013  
Start Time: 14:09

Rank	Bib	Name	Nat	Date of Birth	Result	Time Behind
1	68	BEZABEH Alemayehu	ESP	1 JAN 1986	29:11	
2	292	ARIKAN Polat Kemboi	TUR	12 DEC 1990	29:32	0:21
3	128	VERNON Andy	GBR	7 JAN 1986	29:35	0:24
4	21	D'HOEDT Jeroen	BEL	10 JAN 1990	29:35	0:24
5	93	CHAHDI Hassan	FRA	7 MAY 1989	29:40	0:29
6	76	MARHUM Mohamed	ESP	26 NOV 1987	29:46	0:35
7	144	RINGER Richard	GER	27 FEB 1989	29:49	0:38
8	18	ABDI Bashir	BEL	10 FEB 1989	29:53	0:42
9	25	NAERT Koen	BEL	3 SEP 1989	29:54	0:43
10	91	BEN LKHAINOUCH El Hassane	FRA	1 JUN 1981	29:56	0:45
11	72	FERNÁNDEZ Iván	ESP	10 JUN 1988	29:58	0:47
12	111	FARRELL Thomas	GBR	23 MAR 1991	29:59	0:48
13	75	JIMÉNEZ Antonio Dávid	ESP	18 FEB 1977	30:02	0:51
14	141	PFLIEGER Philipp	GER	16 JUL 1987	30:03	0:52
15	170	MULHARE Michael	IRL	19 FEB 1989	30:07	0:56
16	149	ULICZKA Steffen	GER	17 JUL 1984	30:07	0:56
17	101	MANDOUR Yassine	FRA	20 FEB 1985	30:09	0:58
18	164	MCCARTHY David	IRL	3 AUG 1988	30:12	1:01
19	209	CHOUKOUK Khalid	NED	23 MAR 1986	30:12	1:01
20	113	GERRARD Keith	GBR	24 MAR 1986	30:14	1:03
21	295	ÇAGLAYAN Mehmet	TUR	30 JUL 1985	30:18	1:07
22	65	ABADÍA Antonio	ESP	2 JUL 1990	30:18	1:07
23	33	PLATONAU Siarhei	BLR	12 DEC 1990	30:18	1:07
24	302	GÜNEN Vedat	TUR	15 AUG 1989	30:18	1:07
25	119	HICKEY Adam	GBR	30 MAY 1988	30:20	1:09
26	171	POLLOCK Paul	IRL	25 JUN 1986	30:22	1:11
27	216	BURAAS Sindre	NOR	8 MAY 1989	30:23	1:12
28	19	BOUCHIKHI Soufiane	BEL	22 MAR 1990	30:27	1:16
29	47	KOCOUREK Milan	CZE	6 DEC 1987	30:28	1:17
30	181	BUTTAZZO Gian Marco	ITA	23 AUG 1977	30:29	1:18
31	169	MULHARE Dan	IRL	2 SEP 1985	30:29	1:18
32	148	TÖPFER Jannis	GER	1 OCT 1989	30:30	1:19
33	16	STEINHAMMER Christian	AUT	21 OCT 1988	30:32	1:21
34	100	MALATY Benjamin	FRA	7 MAY 1986	30:32	1:21
35	182	CARLETTI Gabriele	ITA	15 OCT 1985	30:36	1:25
36	313	ROMANENKO Roman	UKR	30 JAN 1988	30:38	1:27
37	120	HULSON Charlie	GBR	7 MAR 1993	30:39	1:28
38	233	SILVA António	POR	26 MAR 1987	30:42	1:31
39	95	DURAND Yohan	FRA	14 MAY 1985	30:43	1:32
40	186	DE NARD Gabriele	ITA	3 NOV 1974	30:44	1:33
41	53	ANDERSEN Henrik Them	DEN	16 JUN 1982	30:45	1:34
42	74	GUERRA Javier	ESP	10 NOV 1983	30:48	1:37
43	26	TIJTGAT Lander	BEL	6 APR 1983	30:49	1:38
44	133	FLÜGEL Julian	GER	18 APR 1986	30:50	1:39

INTERNET Service: [www.european-athletics.org](http://www.european-athletics.org)

Timing & Data Service by  OMEGA

printed at SUN 8 DEC 2013 14:51

Page 1 of 2

## Results Senior Men


Distance: 10000m  
8 DEC 2013  
Start Time: 14:09

Rank	Bib	Name	Nat	Date of Birth	Result	Time Behind
45	102	MEFTAH Abdellatif	FRA	3 JAN 1982	30:51	1:40
46	195	NASTI Patrick	ITA	30 AUG 1989	30:54	1:43
47	127	TICKNER Frank	GBR	12 OCT 1983	30:55	1:44
48	59	NIELSEN Michael	DEN	23 NOV 1980	30:55	1:44
49	22	EL HACHIMI Abdelhadi	BEL	15 DEC 1974	30:57	1:46
50	48	KOUREK Lukáš	CZE	4 MAR 1988	30:58	1:47
51	234	SILVA Rui Pedro	POR	6 MAY 1981	31:00	1:49
52	228	PIMENTEL Licinio	POR	12 APR 1977	31:03	1:52
53	132	CLARKSON Fabian	GER	13 DEC 1990	31:14	2:03
54	204	VIŠKERS Janis	LAT	30 MAR 1989	31:16	2:05
55	180	BALDACCINI Alex	ITA	3 APR 1988	31:19	2:08
56	158	CLOHISSEY Mick	IRL	13 JAN 1986	31:23	2:12
57	56	FAURSCHOU Jesper	DEN	1 JUL 1983	31:26	2:15
58	297	CEYLAN Yasin	TUR	1 JAN 1984	31:32	2:21
59	17	VOJTA Andreas	AUT	9 JUN 1989	31:33	2:22
60	293	BAYRAM Muzaffer	TUR	11 NOV 1990	31:33	2:22
61	14	PFEIL Valentin	AUT	17 JUL 1988	31:37	2:26
62	273	ŽIVANOVIC Darko	SRB	25 FEB 1987	31:39	2:28
63	175	SCULLION Stephen	IRL	9 NOV 1988	31:40	2:29
64	230	PINTO Luís Miguel	POR	5 JAN 1983	31:43	2:32
65	281	URBAN Jozef	SVK	24 JAN 1986	31:45	2:34
66	34	NIKOLOV Iolo	BUL	4 FEB 1984	31:46	2:35
67	205	BERŽANSKIS Justinas	LTU	12 JAN 1989	31:52	2:41
68	265	HASANOVIC Muamer	SRB	13 OCT 1990	31:59	2:48
69	256	KREVS Mitja	SLO	26 JUL 1989	32:01	2:50
70	282	VITKO Juraj	SVK	18 AUG 1986	32:07	2:56
71	255	KOSMAC Anton	SLO	14 DEC 1976	32:07	2:56
72	261	BOJOVIC Velimir	SRB	11 APR 1985	32:10	2:59
73	269	NAVA Goran	SRB	15 APR 1981	32:18	3:07
74	271	PETROVIC Mirko	SRB	10 MAY 1981	32:41	3:30
75	15	SANDER Christoph	AUT	1 AUG 1988	32:44	3:33
76	272	STOJILJKOVIC Goran	SRB	13 NOV 1979	32:58	3:47
77	39	GRDENIC Goran	CRO	19 FEB 1990	33:07	3:56
78	252	BREZNIK Jan	SLO	26 FEB 1990	33:14	4:03
79	290	AKKOYUN Mehmet	TUR	28 FEB 1989	33:34	4:23
80	207	AJANOVSKI Kokan	MKD	17 JAN 1982	35:46	6:35
	194	MEUCCI Daniele	ITA	7 OCT 1985	DNF	

Intermediate times:	2500m	7:13	68	BEZABEH Alemayehu (ESP)
	4000m	11:33	68	BEZABEH Alemayehu (ESP)
	5500m	15:54	68	BEZABEH Alemayehu (ESP)
	7000m	20:18	68	BEZABEH Alemayehu (ESP)
	8500m	24:45	68	BEZABEH Alemayehu (ESP)

Legend  
DNF Did not Finish

INTERNET Service: [www.european-athletics.org](http://www.european-athletics.org)

Timing & Data Service by  OMEGA

printed at SUN 8 DEC 2013 14:51

Page 2 of 2

### Detailed Results Senior Men

Rank	Bib	Name	Nat	Date of Birth	Result	Time Behind					
							2500m	4000m	5500m	7000m	8500m
1	68	<b>BEZABEH Alemayehu</b>	ESP	1 JAN 1986	29:11						
						7:13 (1)	11:33 (1)	15:54 (1)	20:18 (1)	24:45 (1)	
							4:20	4:21	4:24	4:27	
2	292	<b>ARIKAN Polat Kemboi</b>	TUR	12 DEC 1990	29:32	0:21					
						7:16 (7)	11:38 (2)	16:05 (2)	20:34 (2)	25:03 (2)	
							4:22	4:27	4:29		
3	128	<b>VERNON Andy</b>	GBR	7 JAN 1986	29:35	0:24					
						7:18 (13)	11:41 (6)	16:12 (7)	20:45 (7)	25:18 (6)	
							4:23	4:31	4:33	4:33	
4	21	<b>D'HOEDT Jeroen</b>	BEL	10 JAN 1990	29:35	0:24					
						7:16 (9)	11:41 (7)	16:11 (5)	20:42 (4)	25:14 (4)	
							4:25	4:30	4:31	4:32	
5	93	<b>CHAHDI Hassan</b>	FRA	7 MAY 1989	29:40	0:29					
						7:13 (2)	11:38 (4)	16:07 (4)	20:43 (6)	25:13 (3)	
							4:25	4:29	4:36	4:30	
6	76	<b>MARHUM Mohamed</b>	ESP	26 NOV 1987	29:46	0:35					
						7:15 (4)	11:43 (8)	16:11 (6)	20:43 (5)	25:14 (5)	
							4:28	4:28	4:32	4:31	
7	144	<b>RINGER Richard</b>	GER	27 FEB 1989	29:49	0:38					
						7:17 (10)	11:45 (9)	16:22 (17)	20:54 (12)	25:27 (11)	
							4:28	4:37	4:32	4:33	
8	18	<b>ABDI Bashir</b>	BEL	10 FEB 1989	29:53	0:42					
						7:14 (3)	11:38 (3)	16:06 (3)	20:39 (3)	25:18 (7)	
							4:24	4:28	4:33	4:39	
9	25	<b>NAERT Koen</b>	BEL	3 SEP 1989	29:54	0:43					
						7:20 (22)	11:48 (16)	16:18 (11)	20:51 (10)	25:27 (10)	
							4:28	4:30	4:33	4:36	
10	91	<b>BEN LKHAINOUCH EI Hassane</b>	FRA	1 JUN 1981	29:56	0:45					
						7:19 (19)	11:47 (14)	16:17 (9)	20:50 (9)	25:25 (8)	
							4:28	4:30	4:33	4:35	
11	72	<b>FERNÁNDEZ Iván</b>	ESP	10 JUN 1988	29:58	0:47					
						7:21 (28)	11:46 (10)	16:14 (8)	20:48 (8)	25:25 (9)	
							4:25	4:28	4:34	4:37	
12	111	<b>FARRELL Thomas</b>	GBR	23 MAR 1991	29:59	0:48					
						7:19 (20)	11:46 (12)	16:18 (10)	20:52 (11)	25:29 (12)	
							4:27	4:32	4:34	4:37	
13	75	<b>JIMÉNEZ Antonio Dávid</b>	ESP	18 FEB 1977	30:02	0:51					
						7:20 (25)	11:50 (20)	16:21 (14)	20:56 (14)	25:34 (15)	
							4:30	4:31	4:35	4:38	
14	141	<b>PFLIEGER Philipp</b>	GER	16 JUL 1987	30:03	0:52					
						7:21 (30)	11:51 (23)	16:24 (20)	21:01 (18)	25:38 (16)	
							4:30	4:33	4:37	4:37	
15	170	<b>MULHARE Michael</b>	IRL	19 FEB 1989	30:07	0:56					
						7:20 (24)	11:49 (17)	16:21 (13)	20:57 (15)	25:33 (13)	
							4:29	4:32	4:36	4:36	
16	149	<b>ULICZKA Steffen</b>	GER	17 JUL 1984	30:07	0:56					
						7:18 (16)	11:49 (18)	16:25 (22)	21:03 (21)	25:42 (19)	
							4:31	4:36	4:38	4:39	

### Detailed Results Senior Men

Rank	Bib	Name	Nat	Date of Birth	Result					Time Behind	
					2500m	4000m	5500m	7000m	8500m		
17	101	<b>MANDOUR Yassine</b>	FRA	20 FEB 1985	30:09					0:58	
					7:15 (5)	11:46 (11)	16:19 (12)	21:00 (16)	25:38 (17)		
						4:31	4:33	4:41	4:38		
18	164	<b>MCCARTHY David</b>	IRL	3 AUG 1988	30:12					1:01	
					7:21 (29)	11:52 (26)	16:26 (24)	21:03 (22)	25:42 (20)		
						4:31	4:34	4:37	4:39		
19	209	<b>CHOUKOU D Khalid</b>	NED	23 MAR 1986	30:12					1:01	
					7:16 (8)	11:47 (13)	16:21 (16)	20:56 (13)	25:33 (14)		
						4:31	4:34	4:35	4:37		
20	113	<b>GERRARD Keith</b>	GBR	24 MAR 1986	30:14					1:03	
					7:20 (23)	11:50 (19)	16:25 (23)	21:02 (20)	25:42 (18)		
						4:30	4:35	4:37	4:40		
21	295	<b>ÇAGLAYAN Mehmet</b>	TUR	30 JUL 1985	30:18					1:07	
					7:26 (47)	12:01 (37)	16:32 (29)	21:07 (25)	25:45 (24)		
						4:35	4:31	4:35	4:38		
22	65	<b>ABADÍA Antonio</b>	ESP	2 JUL 1990	30:18					1:07	
					7:21 (32)	11:52 (29)	16:26 (25)	21:04 (23)	25:46 (25)		
						4:31	4:34	4:38	4:42		
23	33	<b>PLATONAU Siarhei</b>	BLR	12 DEC 1990	30:18					1:07	
					7:23 (36)	11:55 (35)	16:33 (32)	21:11 (28)	25:49 (27)		
						4:32	4:38	4:38	4:38		
24	302	<b>GÜNEN Vedat</b>	TUR	15 AUG 1989	30:18					1:07	
					7:20 (21)	11:52 (28)	16:29 (27)	21:08 (26)	25:44 (22)		
						4:32	4:37	4:39	4:36		
25	119	<b>HICKEY Adam</b>	GBR	30 MAY 1988	30:20					1:09	
					7:22 (35)	11:53 (31)	16:29 (26)	21:10 (27)	25:51 (28)		
						4:31	4:36	4:41	4:41		
26	171	<b>POLLOCK Paul</b>	IRL	25 JUN 1986	30:22					1:11	
					7:17 (11)	11:50 (21)	16:24 (21)	21:02 (19)	25:43 (21)		
						4:33	4:34	4:38	4:41		
27	216	<b>BURAAS Sindre</b>	NOR	8 MAY 1989	30:23					1:12	
					7:21 (26)	11:51 (22)	16:23 (19)	21:04 (24)	25:48 (26)		
						4:30	4:32	4:41	4:44		
28	19	<b>BOUCHIKHI Soufiane</b>	BEL	22 MAR 1990	30:27					1:16	
					7:19 (18)	11:47 (15)	16:21 (15)	21:01 (17)	25:45 (23)		
						4:28	4:34	4:40	4:44		
29	47	<b>KOCOUREK Milan</b>	CZE	6 DEC 1987	30:28					1:17	
					7:18 (17)	11:53 (30)	16:33 (30)	21:14 (30)	25:56 (29)		
						4:35	4:40	4:41	4:42		
30	181	<b>BUTTAZZO Gian Marco</b>	ITA	23 AUG 1977	30:29					1:18	
					7:32 (57)	12:06 (48)	16:42 (41)	21:17 (35)	25:57 (31)		
						4:34	4:36	4:35	4:40		
31	169	<b>MULHARE Dan</b>	IRL	2 SEP 1985	30:29					1:18	
					7:29 (52)	12:05 (47)	16:40 (40)	21:20 (36)	25:59 (33)		
						4:36	4:35	4:40	4:39		
32	148	<b>TÖPFER Jannis</b>	GER	1 OCT 1989	30:30					1:19	
					7:27 (48)	12:02 (39)	16:39 (38)	21:17 (34)	25:56 (30)		
						4:35	4:37	4:38	4:39		

## Detailed Results Senior Men

Rank	Bib	Name	Nat	Date of Birth	Result	Time Behind														
							2500m	4000m	5500m	7000m	8500m									
33	16	<b>STEINHAMMER Christian</b>	AUT	21 OCT 1988	<b>30:32</b>	1:21														
							7:24 (40)	12:02 (38)	16:40 (39)	21:16 (32)	25:57 (32)									
							4:38	4:38	4:36	4:41										
34	100	<b>MALATY Benjamin</b>	FRA	7 MAY 1986	<b>30:32</b>	1:21														
							7:25 (41)	12:03 (42)	16:42 (43)	21:22 (38)	26:00 (34)									
							4:38	4:39	4:40	4:38										
35	182	<b>CARLETTI Gabriele</b>	ITA	15 OCT 1985	<b>30:36</b>	1:25														
							7:28 (50)	12:04 (46)	16:42 (42)	21:22 (39)	26:00 (35)									
							4:36	4:38	4:40	4:38										
36	313	<b>ROMANENKO Roman</b>	UKR	30 JAN 1988	<b>30:38</b>	1:27														
							7:23 (38)	11:55 (34)	16:33 (31)	21:14 (29)	26:00 (36)									
							4:32	4:38	4:41	4:46										
37	120	<b>HULSON Charlie</b>	GBR	7 MAR 1993	<b>30:39</b>	1:28														
							7:29 (53)	12:07 (51)	16:46 (47)	21:25 (43)	26:08 (39)									
							4:38	4:39	4:39	4:43										
38	233	<b>SILVA António</b>	POR	26 MAR 1987	<b>30:42</b>	1:31														
							7:26 (44)	12:04 (44)	16:43 (44)	21:24 (40)	26:08 (40)									
							4:38	4:39	4:41	4:44										
39	95	<b>DURAND Yohan</b>	FRA	14 MAY 1985	<b>30:43</b>	1:32														
							7:18 (14)	11:54 (33)	16:35 (35)	21:16 (33)	26:03 (37)									
							4:36	4:41	4:41	4:47										
40	186	<b>DE NARD Gabriele</b>	ITA	3 NOV 1974	<b>30:44</b>	1:33														
							7:35 (67)	12:10 (58)	16:48 (49)	21:30 (47)	26:11 (42)									
							4:35	4:38	4:42	4:41										
41	53	<b>ANDERSEN Henrik Them</b>	DEN	16 JUN 1982	<b>30:45</b>	1:34														
							7:33 (61)	12:09 (55)	16:50 (51)	21:33 (50)	26:13 (45)									
							4:36	4:41	4:43	4:40										
42	74	<b>GUERRA Javier</b>	ESP	10 NOV 1983	<b>30:48</b>	1:37														
							7:21 (27)	11:51 (25)	16:31 (28)	21:16 (31)	26:04 (38)									
							4:30	4:40	4:45	4:48										
43	26	<b>TIJTGAT Lander</b>	BEL	6 APR 1983	<b>30:49</b>	1:38														
							7:22 (34)	12:03 (40)	16:44 (46)	21:32 (48)	26:19 (50)									
							4:41	4:41	4:48	4:47										
44	133	<b>FLÜGEL Julian</b>	GER	18 APR 1986	<b>30:50</b>	1:39														
							7:28 (49)	12:04 (45)	16:44 (45)	21:27 (44)	26:12 (43)									
							4:36	4:40	4:43	4:45										
45	102	<b>MEFTAH Abdellatif</b>	FRA	3 JAN 1982	<b>30:51</b>	1:40														
							7:26 (45)	12:03 (41)	16:46 (48)	21:29 (45)	26:12 (44)									
							4:37	4:43	4:43	4:43										
46	195	<b>NASTI Patrick</b>	ITA	30 AUG 1989	<b>30:54</b>	1:43														
							7:21 (31)	11:54 (32)	16:35 (33)	21:20 (37)	26:10 (41)									
							4:33	4:41	4:45	4:50										
47	127	<b>TICKNER Frank</b>	GBR	12 OCT 1983	<b>30:55</b>	1:44														
							7:29 (51)	12:06 (49)	16:50 (52)	21:37 (52)	26:19 (51)									
							4:37	4:44	4:47	4:42										
48	59	<b>NIELSEN Michael</b>	DEN	23 NOV 1980	<b>30:55</b>	1:44														
							7:30 (55)	12:07 (52)	16:50 (50)	21:32 (49)	26:16 (47)									
							4:37	4:43	4:42	4:44										

### Detailed Results Senior Men

Rank	Bib	Name	Nat	Date of Birth	Result	Time Behind						
							2500m	4000m	5500m	7000m	8500m	
49	22	<b>EL HACHIMI Abdelhadi</b>	BEL	15 DEC 1974	<b>30:57</b>	1:46						
							7:18 (15)	11:51 (24) 4:33	16:35 (36) 4:44	21:30 (46) 4:55	26:18 (49) 4:48	
50	48	<b>KOUREK Lukáš</b>	CZE	4 MAR 1988	<b>30:58</b>	1:47						
							7:22 (33)	11:55 (36) 4:33	16:37 (37) 4:42	21:25 (42) 4:48	26:14 (46) 4:49	
51	234	<b>SILVA Rui Pedro</b>	POR	6 MAY 1981	<b>31:00</b>	1:49						
							7:17 (12)	11:52 (27) 4:35	16:35 (34) 4:43	21:25 (41) 4:50	26:17 (48) 4:52	
52	228	<b>PIMENTEL Licínio</b>	POR	12 APR 1977	<b>31:03</b>	1:52						
							7:30 (54)	12:09 (54) 4:39	16:51 (54) 4:42	21:34 (51) 4:43	26:22 (52) 4:48	
53	132	<b>CLARKSON Fabian</b>	GER	13 DEC 1990	<b>31:14</b>	2:03						
							7:23 (37)	12:03 (43) 4:40	16:51 (55) 4:48	21:39 (54) 4:48	26:31 (54) 4:52	
54	204	<b>VIŠKERS Janis</b>	LAT	30 MAR 1989	<b>31:16</b>	2:05						
							7:35 (66)	12:19 (64) 4:44	17:07 (62) 4:48	21:54 (58) 4:47	26:40 (55) 4:46	
55	180	<b>BALDACCINI Alex</b>	ITA	3 APR 1988	<b>31:19</b>	2:08						
							7:32 (58)	12:10 (57) 4:38	16:51 (53) 4:41	21:37 (53) 4:46	26:31 (53) 4:54	
56	158	<b>CLOHISSEY Mick</b>	IRL	13 JAN 1986	<b>31:23</b>	2:12						
							7:34 (65)	12:16 (62) 4:42	17:02 (60) 4:46	21:52 (57) 4:50	26:43 (57) 4:51	
57	56	<b>FAURSCHOU Jesper</b>	DEN	1 JUL 1983	<b>31:26</b>	2:15						
							7:34 (62)	12:14 (60) 4:40	17:02 (59) 4:48	21:52 (56) 4:50	26:42 (56) 4:50	
58	297	<b>CEYLAN Yasin</b>	TUR	1 JAN 1984	<b>31:32</b>	2:21						
							7:26 (46)	12:10 (56) 4:44	16:56 (56) 4:46	21:52 (55) 4:56	26:45 (58) 4:53	
59	17	<b>VOJTA Andreas</b>	AUT	9 JUN 1989	<b>31:33</b>	2:22						
							7:26 (43)	12:08 (53) 4:42	16:58 (57) 4:50	21:55 (60) 4:57	26:52 (60) 4:57	
60	293	<b>BAYRAM Muzaffer</b>	TUR	11 NOV 1990	<b>31:33</b>	2:22						
							7:33 (60)	12:19 (63) 4:46	17:10 (64) 4:51	22:01 (62) 4:51	26:50 (59) 4:49	
61	14	<b>PFEIL Valentin</b>	AUT	17 JUL 1988	<b>31:37</b>	2:26						
							7:25 (42)	12:07 (50) 4:42	16:59 (58) 4:52	21:55 (59) 4:56	26:57 (63) 5:02	
62	273	<b>ŽIVANOVIC Darko</b>	SRB	25 FEB 1987	<b>31:39</b>	2:28						
							7:34 (63)	12:20 (66) 4:46	17:11 (65) 4:51	22:03 (64) 4:52	26:54 (61) 4:51	
63	175	<b>SCULLION Stephen</b>	IRL	9 NOV 1988	<b>31:40</b>	2:29						
							7:30 (56)	12:12 (59) 4:42	17:03 (61) 4:51	21:59 (61) 4:56	26:56 (62) 4:57	
64	230	<b>PINTO Luis Miguel</b>	POR	5 JAN 1983	<b>31:43</b>	2:32						
							7:32 (59)	12:19 (65) 4:47	17:09 (63) 4:50	22:03 (63) 4:54	26:59 (64) 4:56	

### Detailed Results Senior Men

Rank	Bib	Name	Nat	Date of Birth	Result	Time Behind						
							2500m	4000m	5500m	7000m	8500m	
65	281	<b>URBAN Jozef</b>	SVK	24 JAN 1986	<b>31:45</b>	2:34						
							7:45 (76)	12:33 (71)	17:19 (69)	22:10 (67)	27:01 (65)	
							4:48	4:46	4:51	4:51		
66	34	<b>NIKOLOV Iolo</b>	BUL	4 FEB 1984	<b>31:46</b>	2:35						
							7:38 (68)	12:24 (68)	17:14 (67)	22:07 (65)	27:02 (66)	
							4:46	4:50	4:53	4:55		
67	205	<b>BERŽANSKIS Justinas</b>	LTU	12 JAN 1989	<b>31:52</b>	2:41						
							7:34 (64)	12:20 (67)	17:13 (66)	22:09 (66)	27:04 (67)	
							4:46	4:53	4:56	4:55		
68	265	<b>HASANOVIC Muamer</b>	SRB	13 OCT 1990	<b>31:59</b>	2:48						
							7:45 (78)	12:33 (72)	17:23 (72)	22:19 (70)	27:10 (68)	
							4:48	4:50	4:56	4:51		
69	256	<b>KREVS Mitja</b>	SLO	26 JUL 1989	<b>32:01</b>	2:50						
							7:39 (69)	12:27 (69)	17:20 (70)	22:15 (68)	27:14 (69)	
							4:48	4:53	4:55	4:59		
70	282	<b>VITKO Juraj</b>	SVK	18 AUG 1986	<b>32:07</b>	2:56						
							7:45 (75)	12:34 (73)	17:29 (73)	22:24 (72)	27:23 (71)	
							4:49	4:55	4:55	4:59		
71	255	<b>KOSMAC Anton</b>	SLO	14 DEC 1976	<b>32:07</b>	2:56						
							7:39 (70)	12:27 (70)	17:20 (71)	22:17 (69)	27:16 (70)	
							4:48	4:53	4:57	4:59		
72	261	<b>BOJOVIC Velimir</b>	SRB	11 APR 1985	<b>32:10</b>	2:59						
							7:44 (74)	12:34 (74)	17:30 (75)	22:24 (73)	27:23 (72)	
							4:50	4:56	4:54	4:59		
73	269	<b>NAVA Goran</b>	SRB	15 APR 1981	<b>32:18</b>	3:07						
							7:24 (39)	12:15 (61)	17:18 (68)	22:23 (71)	27:27 (73)	
							4:51	5:03	5:05	5:04		
74	271	<b>PETROVIC Mirko</b>	SRB	10 MAY 1981	<b>32:41</b>	3:30						
							7:40 (71)	12:35 (75)	17:30 (74)	22:39 (74)	27:43 (74)	
							4:55	4:55	5:09	5:04		
75	15	<b>SANDER Christoph</b>	AUT	1 AUG 1988	<b>32:44</b>	3:33						
							7:46 (79)	12:43 (79)	17:46 (78)	22:49 (77)	27:49 (75)	
							4:57	5:03	5:03	5:00		
76	272	<b>STOJILJKOVIC Goran</b>	SRB	13 NOV 1979	<b>32:58</b>	3:47						
							7:42 (73)	12:36 (77)	17:34 (76)	22:41 (75)	27:51 (76)	
							4:54	4:58	5:07	5:10		
77	39	<b>GRDENIC Goran</b>	CRO	19 FEB 1990	<b>33:07</b>	3:56						
							7:45 (77)	12:35 (76)	17:38 (77)	22:49 (76)	28:03 (77)	
							4:50	5:03	5:11	5:14		
78	252	<b>BREZNIK Jan</b>	SLO	26 FEB 1990	<b>33:14</b>	4:03						
							7:56 (80)	12:57 (80)	18:03 (80)	23:07 (79)	28:10 (78)	
							5:01	5:06	5:04	5:03		
79	290	<b>AKKOYUN Mehmet</b>	TUR	28 FEB 1989	<b>33:34</b>	4:23						
							7:41 (72)	12:39 (78)	17:47 (79)	22:59 (78)	28:10 (79)	
							4:58	5:08	5:12	5:11		
80	207	<b>AJANOVSKI Kokan</b>	MKD	17 JAN 1982	<b>35:46</b>	6:35						
							8:20 (81)	13:49 (81)	19:21 (81)	24:51 (80)	30:23 (80)	
							5:29	5:32	5:30	5:32		


**Detailed Results**  
**Senior Men**

Distance: 10000m  
 8 DEC 2013  
 Start Time: 14:09

Rank	Bib	Name	Nat					Date of Birth	Result	Time Behind
			2500m	4000m	5500m	7000m	8500m			
194		<b>MEUCCI Daniele</b>	ITA					7 OCT 1985	DNF	
			7:16 (6)	11:40 (5) 4:24	16:22 (18) 4:42					

**Legend**  
 DNF Did not Finish

INTERNET Service: [www.european-athletics.org](http://www.european-athletics.org)

Timing & Data Service by  OMEGA

printed at SUN 8 DEC 2013 14:52

Page 6 of 6

Team Results  
Senior Men

Rank	Nation	Bib	Name	Time	Pos	Points
<b>1</b>	<b>Spain (ESP)</b>					<b>31</b>
		68	BEZABEH Alemayehu	29:11		1
		76	MARHUM Mohamed	29:46		6
		72	FERNÁNDEZ Iván	29:58		11
		75	JIMÉNEZ Antonio Dávid	30:02		13
		65	ABADÍA Antonio	30:18	22	
		74	GUERRA Javier	30:48	42	
<b>2</b>	<b>Belgium (BEL)</b>					<b>49</b>
		21	D'HOEDT Jeroen	29:35		4
		18	ABDI Bashir	29:53		8
		25	NAERT Koen	29:54		9
		19	BOUCHIKHI Soufiane	30:27		28
		26	TIJTGAT Lander	30:49	43	
		22	EL HACHIMI Abdelhadi	30:57	49	
<b>3</b>	<b>Great Britain &amp; NI (GBR)</b>					<b>60</b>
		128	VERNON Andy	29:35		3
		111	FARRELL Thomas	29:59		12
		113	GERRARD Keith	30:14		20
		119	HICKEY Adam	30:20		25
		120	HULSON Charlie	30:39	37	
		127	TICKNER Frank	30:55	47	
<b>4</b>	<b>France (FRA)</b>					<b>66</b>
		93	CHAHDI Hassan	29:40		5
		91	BEN LKHAINOUCH El Hassane	29:56		10
		101	MANDOUR Yassine	30:09		17
		100	MALATY Benjamin	30:32		34
		95	DURAND Yohan	30:43	39	
		102	MEFTAH Abdellatif	30:51	45	
<b>5</b>	<b>Germany (GER)</b>					<b>69</b>
		144	RINGER Richard	29:49		7
		141	PFLIEGER Philipp	30:03		14
		149	ULICZKA Steffen	30:07		16
		148	TÖPFER Jannis	30:30		32
		133	FLÜGEL Julian	30:50	44	
		132	CLARKSON Fabian	31:14	53	
<b>6</b>	<b>Ireland (IRL)</b>					<b>90</b>
		170	MULHARE Michael	30:07		15
		164	MCCARTHY David	30:12		18
		171	POLLOCK Paul	30:22		26
		169	MULHARE Dan	30:29		31
		158	CLOHISSEY Mick	31:23	56	
		175	SCULLION Stephen	31:40	63	
<b>7</b>	<b>Turkey (TUR)</b>					<b>105</b>
		292	ARIKAN Polat Kemboi	29:32		2
		295	ÇAGLAYAN Mehmet	30:18		21
		302	GÜNEN Vedat	30:18		24
		297	CEYLAN Yasin	31:32		58
		293	BAYRAM Muzaffer	31:33	60	
		290	AKKOYUN Mehmet	33:34	79	

Team Results  
Senior Men

Distance: 10000m  
8 DEC 2013  
Start Time: 14:09


Rank	Nation	Bib	Name	Time	Pos	Points
<b>8</b>	<b>Italy (ITA)</b>					<b>151</b>
		181	BUTTAZZO Gian Marco	30:29		30
		182	CARLETTI Gabriele	30:36		35
		186	DE NARD Gabriele	30:44		40
		195	NASTI Patrick	30:54		46
		180	BALDACCINI Alex	31:19	55	
		194	MEUCCI Daniele	DNF		
<b>9</b>	<b>Portugal (POR)</b>					<b>205</b>
		233	SILVA António	30:42		38
		234	SILVA Rui Pedro	31:00		51
		228	PIMENTEL Licínio	31:03		52
		230	PINTO Luís Miguel	31:43		64
<b>10</b>	<b>Austria (AUT)</b>					<b>228</b>
		16	STEINHAMMER Christian	30:32		33
		17	VOJTA Andreas	31:33		59
		14	PFEIL Valentin	31:37		61
		15	SANDER Christoph	32:44		75
<b>11</b>	<b>Serbia (SRB)</b>					<b>275</b>
		273	ŽIVANOVIC Darko	31:39		62
		265	HASANOVIC Muamer	31:59		68
		261	BOJOVIC Velimir	32:10		72
		269	NAVA Goran	32:18		73
		271	PETROVIC Mirko	32:41	74	
		272	STOJILJKOVIC Goran	32:58	76	

## Results Senior Women

Distance: 8000m  
8 DEC 2013  
Start Time: 13:12

Rank	Bib	Name	Nat	Date of Birth	Result	Time Behind
1	467	DUARTE Sophie	FRA	31 JUL 1981	26:34	
2	497	STEEL Gemma	GBR	12 NOV 1985	26:39	0:05
3	582	FÉLIX Dulce	POR	23 OCT 1982	26:41	0:07
4	519	BRITTON Fionnuala	IRL	24 SEP 1984	26:45	0:11
5	564	GRØVDAL Karoline Bjerkeli	NOR	14 JUN 1990	26:52	0:18
6	403	BELETE Almensch	BEL	26 JUL 1989	27:00	0:26
7	482	BLEASDALE Julia	GBR	9 SEP 1981	27:02	0:28
8	540	INGLESE Veronica	ITA	22 NOV 1990	27:12	0:38
9	588	ROCHA Carla Salomé	POR	25 APR 1990	27:13	0:39
10	441	FUENTES-PILA Iris María	ESP	10 AUG 1980	27:17	0:43
11	490	HOWARTH Lauren	GBR	21 APR 1990	27:18	0:44
12	462	CALVIN Clémence	FRA	17 MAY 1990	27:25	0:51
13	414	DANEKOVA Silvia	BUL	7 FEB 1983	27:26	0:52
14	446	MARTÍN Diana	ESP	1 APR 1981	27:26	0:52
15	501	TWELL Steph	GBR	17 AUG 1989	27:27	0:53
16	449	RODRÍGUEZ Lidia	ESP	26 MAY 1986	27:35	1:01
17	405	DEJAEGHERE Veerle	BEL	1 AUG 1973	27:36	1:02
18	537	EJJAFINI Nadia	ITA	8 NOV 1977	27:36	1:02
19	460	BARDELLE Christine	FRA	16 AUG 1974	27:42	1:08
20	574	NOWAKOWSKA Dominika	POL	25 JAN 1985	27:42	1:08
21	450	SILVESTRE Marta	ESP	4 APR 1982	27:45	1:11
22	477	TRABY Laila	FRA	26 MAR 1979	27:46	1:12
23	510	KOCK Maren	GER	22 JUN 1990	27:50	1:16
24	652	KIRAZ Ümmü	TUR	27 SEP 1982	27:52	1:18
25	426	SEKANOVÁ Lucie	CZE	5 AUG 1989	27:54	1:20
26	653	ÖZATA-ERISMIS Türkan	TUR	5 JAN 1984	27:54	1:20
27	483	BROUGH Katie	GBR	27 APR 1982	27:54	1:20
28	475	PICOCHÉ Laurane	FRA	17 JUL 1985	27:54	1:20
29	661	KOTOVSKA Olha	UKR	5 DEC 1983	27:56	1:22
30	452	URBINA Teresa	ESP	20 MAR 1985	28:00	1:26
31	532	TREACY Sara	IRL	22 JUN 1989	28:02	1:28
32	651	KAYA Özlem	TUR	20 APR 1990	28:04	1:30
33	635	FOUGBERG Charlotta	SWE	19 JUN 1985	28:05	1:31
34	549	ROMAGNOLO Elena	ITA	5 OCT 1982	28:07	1:33
35	644	CAGLAN Senem	TUR	13 MAY 1984	28:09	1:35
36	521	DURKAN Ciara	IRL	17 SEP 1986	28:10	1:36
37	536	DESCO Elisa	ITA	30 MAY 1982	28:13	1:39
38	626	SCHLUMPF Fabienne	SUI	17 NOV 1990	28:15	1:41
39	587	RIBEIRO Catarina	POR	31 MAY 1990	28:19	1:45
40	617	STOLIC Sonja	SRB	21 APR 1980	28:20	1:46
41	421	MATOŠEVIC Matea	CRO	14 MAR 1989	28:21	1:47
42	442	GARCÍA Alba	ESP	23 NOV 1983	28:22	1:48
43	486	DEADMAN Lauren	GBR	27 MAR 1984	28:24	1:50
44	527	MULLIGAN Sarah	IRL	31 JUL 1986	28:25	1:51

INTERNET Service: [www.european-athletics.org](http://www.european-athletics.org)

Timing & Data Service by  OMEGA

printed at SUN 8 DEC 2013 13:49

Page 1 of 2

### Results Senior Women

Distance: 8000m  
8 DEC 2013  
Start Time: 13:12

Rank	Bib	Name	Nat	Date of Birth	Result	Time Behind
45	425	PECKOVÁ Kveta	CZE	16 SEP 1985	28:27	1:53
46	548	ROFFINO Valeria	ITA	9 APR 1990	28:32	1:58
47	430	GLAD Simone	DEN	12 AUG 1990	28:33	1:59
48	591	CASANDRA Cristina	ROU	1 FEB 1997	28:37	2:03
49	523	LARKIN Ann Marie	IRL	22 FEB 1980	28:45	2:11
50	474	PERRAUX Claire	FRA	6 OCT 1987	28:51	2:17
51	541	LA BARBERA Silvia	ITA	27 AUG 1984	28:58	2:24
52	507	GATZWEILER Ursula	GER	11 DEC 1988	28:59	2:25
53	593	FLOREA Monica	ROU	3 FEB 1993	29:01	2:27
54	429	BATTING Louise	DEN	7 FEB 1978	29:01	2:27
55	524	MCCAMBRIDGE Maria	IRL	10 JUL 1975	29:02	2:28
56	431	KUNØ Louise	DEN	30 JUN 1986	29:06	2:32
57	453	PATJUK Jekaterina	EST	6 APR 1983	29:20	2:46
58	589	ROSA Anália	POR	28 FEB 1976	29:25	2:51
59	648	HACIKÖYLÜ Fatma	TUR	3 NOV 1984	29:32	2:58
60	423	KRCHOVÁ Eva	CZE	10 SEP 1989	29:33	2:59
61	556	PERUNOVIC Sladjana	MNE	26 MAR 1984	29:34	3:00
62	433	LAURSEN Louise	DEN	11 JUN 1988	29:35	3:01
63	656	YILDIZ-KARAGÖZ Seyma	TUR	9 SEP 1987	29:37	3:03
64	594	FRUMUZ Cristiana	ROU	19 FEB 1988	29:46	3:12
65	552	ABELE Jelena	LAT	11 MAY 1986	29:50	3:16
66	596	MOAGA Elena	ROU	11 NOV 1986	29:57	3:23
67	427	SEKYROVÁ Ivana	CZE	13 OCT 1971	30:00	3:26
68	660	KILIARSKA Valentyna	UKR	2 JUL 1990	30:08	3:34
69	618	SUBOTIC Ana	SRB	18 NOV 1983	30:19	3:45
70	416	MIHAYLOVA Milka	BUL	23 MAY 1972	30:22	3:48
71	614	MIMIC Jelena	SRB	3 AUG 1984	30:50	4:16
72	555	ŠULGINA Julija	LAT	8 OCT 1988	30:59	4:25
73	422	GREGOROVÁ Kamila	CZE	30 APR 1981	31:25	4:51
	408	CVIJANOVIC Biljana	BIH	20 JAN 1988	DNF	

Intermediate times:	2000m	6:27	564	GRØVDAL Karoline Bjerkeli (NOR)
	3500m	11:30	564	GRØVDAL Karoline Bjerkeli (NOR)
	5000m	16:35	467	DUARTE Sophie (FRA)
	6500m	21:32	467	DUARTE Sophie (FRA)


#### Weather conditions

Temperature: -2 °C      Humidity: 59 %      Conditions: Sunny

#### Legend

DNF Did not Finish

INTERNET Service: [www.european-athletics.org](http://www.european-athletics.org)

Timing & Data Service by  OMEGA

printed at SUN 8 DEC 2013 13:49

Page 2 of 2

## Detailed Results Senior Women

Distance: 8000m  
8 DEC 2013  
Start Time: 13:12

Rank	Bib	Name	Nat	Date of Birth	Result	Time Behind				
							2000m	3500m	5000m	6500m
1	467	<b>DUARTE Sophie</b>	FRA	31 JUL 1981	<b>26:34</b>					
		6:30 (3)	11:30 (5)	16:35 (1)	21:32 (1)	5:02				
2	497	<b>STEEL Gemma</b>	GBR	12 NOV 1985	<b>26:39</b>	0:05				
		6:31 (5)	11:30 (3)	16:35 (2)	21:37 (2)	5:02				
3	582	<b>FÉLIX Dulce</b>	POR	23 OCT 1982	<b>26:41</b>	0:07				
		6:30 (2)	11:30 (2)	16:36 (5)	21:39 (3)	5:02				
4	519	<b>BRITTON Fionnuala</b>	IRL	24 SEP 1984	<b>26:45</b>	0:11				
		6:31 (6)	11:31 (6)	16:36 (6)	21:41 (4)	5:04				
5	564	<b>GRØVDAL Karoline Bjerkeli</b>	NOR	14 JUN 1990	<b>26:52</b>	0:18				
		6:27 (1)	11:30 (1)	16:35 (3)	21:44 (5)	5:08				
6	403	<b>BELETE Almensch</b>	BEL	26 JUL 1989	<b>27:00</b>	0:26				
		6:30 (4)	11:30 (4)	16:35 (4)	21:47 (7)	5:13				
7	482	<b>BLEASDALE Julia</b>	GBR	9 SEP 1981	<b>27:02</b>	0:28				
		6:31 (8)	11:31 (7)	16:36 (7)	21:46 (6)	5:16				
8	540	<b>INGLESE Veronica</b>	ITA	22 NOV 1990	<b>27:12</b>	0:38				
		6:37 (19)	11:45 (12)	16:54 (10)	22:05 (8)	5:07				
9	588	<b>ROCHA Carla Salomé</b>	POR	25 APR 1990	<b>27:13</b>	0:39				
		6:37 (21)	11:43 (10)	16:55 (11)	22:08 (9)	5:05				
10	441	<b>FUENTES-PILA Iris María</b>	ESP	10 AUG 1980	<b>27:17</b>	0:43				
		6:37 (23)	11:46 (14)	16:55 (12)	22:09 (11)	5:08				
11	490	<b>HOWARTH Lauren</b>	GBR	21 APR 1990	<b>27:18</b>	0:44				
		6:31 (7)	11:34 (8)	16:51 (8)	22:10 (12)	5:08				
12	462	<b>CALVIN Clémence</b>	FRA	17 MAY 1990	<b>27:25</b>	0:51				
		6:34 (14)	11:46 (13)	17:00 (13)	22:20 (15)	5:05				
13	414	<b>DANEKOVA Silvia</b>	BUL	7 FEB 1983	<b>27:26</b>	0:52				
		6:41 (29)	11:51 (21)	17:04 (15)	22:18 (14)	5:08				
14	446	<b>MARTÍN Diana</b>	ESP	1 APR 1981	<b>27:26</b>	0:52				
		6:42 (34)	11:51 (20)	17:01 (14)	22:18 (13)	5:08				
15	501	<b>TWELL Steph</b>	GBR	17 AUG 1989	<b>27:27</b>	0:53				
		6:32 (10)	11:39 (9)	16:52 (9)	22:09 (10)	5:18				
16	449	<b>RODRÍGUEZ Lidia</b>	ESP	26 MAY 1986	<b>27:35</b>	1:01				
		6:41 (31)	11:54 (24)	17:09 (19)	22:26 (18)	5:09				

### Detailed Results Senior Women

Rank	Bib	Name	Nat	Date of Birth	Result	Time Behind				
							2000m	3500m	5000m	6500m
17	405	<b>DEJAEGERE Veerle</b>	BEL	1 AUG 1973	<b>27:36</b>	1:02				
							6:44 (41)	11:55 (27)	17:08 (18)	22:24 (17)
							5:11	5:13	5:16	5:12
18	537	<b>EJJAFINI Nadia</b>	ITA	8 NOV 1977	<b>27:36</b>	1:02				
							6:32 (11)	11:47 (15)	17:04 (16)	22:23 (16)
							5:15	5:17	5:19	5:13
19	460	<b>BARDELLE Christine</b>	FRA	16 AUG 1974	<b>27:42</b>	1:08				
							6:33 (12)	11:48 (16)	17:10 (21)	22:32 (21)
							5:15	5:22	5:22	5:10
20	574	<b>NOWAKOWSKA Dominika</b>	POL	25 JAN 1985	<b>27:42</b>	1:08				
							6:37 (17)	11:50 (19)	17:10 (22)	22:30 (19)
							5:13	5:20	5:20	5:12
21	450	<b>SILVESTRE Marta</b>	ESP	4 APR 1982	<b>27:45</b>	1:11				
							6:46 (45)	12:02 (37)	17:20 (32)	22:36 (23)
							5:16	5:18	5:16	5:09
22	477	<b>TRABY Laila</b>	FRA	26 MAR 1979	<b>27:46</b>	1:12				
							6:31 (9)	11:44 (11)	17:05 (17)	22:32 (20)
							5:13	5:21	5:27	5:14
23	510	<b>KOCK Maren</b>	GER	22 JUN 1990	<b>27:50</b>	1:16				
							6:43 (38)	12:00 (35)	17:22 (34)	22:43 (30)
							5:17	5:22	5:21	5:07
24	652	<b>KIRAZ Ümmü</b>	TUR	27 SEP 1982	<b>27:52</b>	1:18				
							6:37 (20)	11:52 (23)	17:14 (24)	22:37 (26)
							5:15	5:22	5:23	5:15
25	426	<b>SEKANOVÁ Lucie</b>	CZE	5 AUG 1989	<b>27:54</b>	1:20				
							6:49 (52)	12:05 (42)	17:24 (35)	22:43 (31)
							5:16	5:19	5:19	5:11
26	653	<b>ÖZATA-ERISMIS Türkan</b>	TUR	5 JAN 1984	<b>27:54</b>	1:20				
							6:41 (27)	11:55 (28)	17:17 (28)	22:37 (24)
							5:14	5:22	5:20	5:17
27	483	<b>BROUGH Katie</b>	GBR	27 APR 1982	<b>27:54</b>	1:20				
							6:36 (16)	11:52 (22)	17:10 (20)	22:35 (22)
							5:16	5:18	5:25	5:19
28	475	<b>PICOCHÉ Laurane</b>	FRA	17 JUL 1985	<b>27:54</b>	1:20				
							6:37 (22)	11:55 (26)	17:16 (27)	22:37 (25)
							5:18	5:21	5:21	5:17
29	661	<b>KOTOVSKA Olha</b>	UKR	5 DEC 1983	<b>27:56</b>	1:22				
							6:43 (37)	11:58 (33)	17:18 (30)	22:40 (28)
							5:15	5:20	5:22	5:16
30	452	<b>URBINA Teresa</b>	ESP	20 MAR 1985	<b>28:00</b>	1:26				
							6:42 (36)	11:56 (29)	17:17 (29)	22:38 (27)
							5:14	5:21	5:21	5:22
31	532	<b>TREACY Sara</b>	IRL	22 JUN 1989	<b>28:02</b>	1:28				
							6:41 (30)	11:54 (25)	17:14 (25)	22:48 (33)
							5:13	5:20	5:34	5:14
32	651	<b>KAYA Özlem</b>	TUR	20 APR 1990	<b>28:04</b>	1:30				
							6:39 (24)	11:57 (32)	17:25 (36)	22:54 (38)
							5:18	5:28	5:29	5:10

### Detailed Results Senior Women

Rank	Bib	Name	Nat	Date of Birth	Result	Time Behind					
							2000m	3500m	5000m	6500m	
33	635	<b>FOUGBERG Charlotta</b>	SWE	19 JUN 1985	<b>28:05</b>	1:31					
							6:41 (28)	11:57 (31)	17:19 (31)	22:47 (32)	5:18
34	549	<b>ROMAGNOLO Elena</b>	ITA	5 OCT 1982	<b>28:07</b>	1:33					
							6:37 (18)	11:49 (18)	17:11 (23)	22:40 (29)	5:27
35	644	<b>CAGLAN Senem</b>	TUR	13 MAY 1984	<b>28:09</b>	1:35					
							6:35 (15)	11:56 (30)	17:21 (33)	22:49 (35)	5:20
36	521	<b>DURKAN Ciara</b>	IRL	17 SEP 1986	<b>28:10</b>	1:36					
							6:45 (43)	12:04 (40)	17:28 (40)	22:52 (36)	5:18
37	536	<b>DESCO Elisa</b>	ITA	30 MAY 1982	<b>28:13</b>	1:39					
							6:46 (47)	12:06 (44)	17:27 (39)	22:54 (37)	5:19
38	626	<b>SCHLUMPF Fabienne</b>	SUI	17 NOV 1990	<b>28:15</b>	1:41					
							6:34 (13)	11:49 (17)	17:15 (26)	22:48 (34)	5:27
39	587	<b>RIBEIRO Catarina</b>	POR	31 MAY 1990	<b>28:19</b>	1:45					
							6:41 (33)	12:04 (39)	17:36 (44)	23:02 (42)	5:17
40	617	<b>STOLIC Sonja</b>	SRB	21 APR 1980	<b>28:20</b>	1:46					
							6:41 (32)	12:01 (36)	17:26 (38)	22:55 (39)	5:25
41	421	<b>MATOŠEVIĆ Matea</b>	CRO	14 MAR 1989	<b>28:21</b>	1:47					
							6:39 (25)	11:58 (34)	17:25 (37)	22:57 (40)	5:24
42	442	<b>GARCÍA Alba</b>	ESP	23 NOV 1983	<b>28:22</b>	1:48					
							6:50 (54)	12:17 (53)	17:40 (48)	23:07 (46)	5:15
43	486	<b>DEADMAN Lauren</b>	GBR	27 MAR 1984	<b>28:24</b>	1:50					
							6:41 (26)	12:03 (38)	17:33 (42)	23:06 (44)	5:18
44	527	<b>MULLIGAN Sarah</b>	IRL	31 JUL 1986	<b>28:25</b>	1:51					
							6:45 (42)	12:05 (41)	17:30 (41)	23:02 (41)	5:23
45	425	<b>PECKOVÁ Kveta</b>	CZE	16 SEP 1985	<b>28:27</b>	1:53					
							6:47 (50)	12:07 (45)	17:34 (43)	23:05 (43)	5:22
46	548	<b>ROFFINO Valeria</b>	ITA	9 APR 1990	<b>28:32</b>	1:58					
							6:47 (51)	12:12 (49)	17:39 (47)	23:09 (48)	5:23
47	430	<b>GLAD Simone</b>	DEN	12 AUG 1990	<b>28:33</b>	1:59					
							6:43 (39)	12:06 (43)	17:37 (46)	23:06 (45)	5:27
48	591	<b>CASANDRA Cristina</b>	ROU	1 FEB 1997	<b>28:37</b>	2:03					
							6:47 (49)	12:10 (48)	17:36 (45)	23:08 (47)	5:29

Detailed Results  
Senior Women

Distance: 8000m  
8 DEC 2013  
Start Time: 13:12

Rank	Bib	Name	Nat	Date of Birth	Result	Time Behind				
							2000m	3500m	5000m	6500m
49	523	<b>LARKIN Ann Marie</b>	IRL	22 FEB 1980	<b>28:45</b>	2:11				
							6:46 (46)	12:09 (47)	17:40 (49)	23:14 (49)
							5:23	5:31	5:34	5:31
50	474	<b>PERRAUX Claire</b>	FRA	6 OCT 1987	<b>28:51</b>	2:17				
							6:46 (48)	12:08 (46)	17:42 (50)	23:20 (50)
							5:22	5:34	5:38	5:31
51	541	<b>LA BARBERA Silvia</b>	ITA	27 AUG 1984	<b>28:58</b>	2:24				
							6:55 (63)	12:25 (58)	17:56 (54)	23:32 (54)
							5:30	5:31	5:36	5:26
52	507	<b>GATZWEILER Ursula</b>	GER	11 DEC 1988	<b>28:59</b>	2:25				
							6:51 (56)	12:21 (55)	17:58 (55)	23:36 (56)
							5:30	5:37	5:38	5:23
53	593	<b>FLOREA Monica</b>	ROU	3 FEB 1993	<b>29:01</b>	2:27				
							6:43 (40)	12:12 (50)	17:54 (52)	23:28 (51)
							5:29	5:42	5:34	5:33
54	429	<b>BATTING Louise</b>	DEN	7 FEB 1978	<b>29:01</b>	2:27				
							6:49 (53)	12:16 (52)	17:54 (53)	23:30 (53)
							5:27	5:38	5:36	5:31
55	524	<b>MCCAMBRIDGE Maria</b>	IRL	10 JUL 1975	<b>29:02</b>	2:28				
							6:45 (44)	12:13 (51)	17:49 (51)	23:29 (52)
							5:28	5:36	5:40	5:33
56	431	<b>KUNØ Louise</b>	DEN	30 JUN 1986	<b>29:06</b>	2:32				
							6:53 (58)	12:24 (57)	18:00 (56)	23:35 (55)
							5:31	5:36	5:35	5:31
57	453	<b>PATJUK Jekaterina</b>	EST	6 APR 1983	<b>29:20</b>	2:46				
							6:53 (60)	12:26 (60)	18:05 (57)	23:45 (57)
							5:33	5:39	5:40	5:35
58	589	<b>ROSA Anália</b>	POR	28 FEB 1976	<b>29:25</b>	2:51				
							6:51 (57)	12:23 (56)	18:05 (58)	23:46 (58)
							5:32	5:42	5:41	5:39
59	648	<b>HACIKÖYLÜ Fatma</b>	TUR	3 NOV 1984	<b>29:32</b>	2:58				
							6:42 (35)	12:17 (54)	18:07 (60)	24:01 (60)
							5:35	5:50	5:54	5:31
60	423	<b>KRCHOVÁ Eva</b>	CZE	10 SEP 1989	<b>29:33</b>	2:59				
							6:53 (59)	12:26 (59)	18:05 (59)	23:55 (59)
							5:33	5:39	5:50	5:38
61	556	<b>PERUNOVIC Sladjana</b>	MNE	26 MAR 1984	<b>29:34</b>	3:00				
							6:55 (62)	12:39 (64)	18:23 (63)	24:04 (63)
							5:44	5:44	5:41	5:30
62	433	<b>LAURSEN Louise</b>	DEN	11 JUN 1988	<b>29:35</b>	3:01				
							6:59 (65)	12:37 (63)	18:20 (61)	24:04 (61)
							5:38	5:43	5:44	5:31
63	656	<b>YILDIZ-KARAGÖZ Seyma</b>	TUR	9 SEP 1987	<b>29:37</b>	3:03				
							6:55 (61)	12:35 (61)	18:22 (62)	24:04 (62)
							5:40	5:47	5:42	5:33
64	594	<b>FRUMUZ Cristiana</b>	ROU	19 FEB 1988	<b>29:46</b>	3:12				
							7:02 (67)	12:50 (68)	18:31 (66)	24:07 (64)
							5:48	5:41	5:36	5:39

Detailed Results  
Senior Women

Distance: 8000m  
8 DEC 2013  
Start Time: 13:12

Rank	Bib	Name	Nat	Date of Birth	Result	Time Behind				
							2000m	3500m	5000m	6500m
65	552	<b>ABELE Jelena</b>	LAT	11 MAY 1986	<b>29:50</b>	3:16				
							7:12 (71)	12:56 (70)	18:42 (68)	24:25 (68)
							5:44	5:46	5:43	5:25
66	596	<b>MOAGA Elena</b>	ROU	11 NOV 1986	<b>29:57</b>	3:23				
							6:50 (55)	12:35 (62)	18:25 (64)	24:19 (65)
							5:45	5:50	5:54	5:38
67	427	<b>SEKYROVÁ Ivana</b>	CZE	13 OCT 1971	<b>30:00</b>	3:26				
							7:03 (68)	12:45 (66)	18:31 (65)	24:19 (66)
							5:42	5:46	5:48	5:41
68	660	<b>KILIARSKA Valentyna</b>	UKR	2 JUL 1990	<b>30:08</b>	3:34				
							6:56 (64)	12:44 (65)	18:34 (67)	24:23 (67)
							5:48	5:50	5:49	5:45
69	618	<b>SUBOTIC Ana</b>	SRB	18 NOV 1983	<b>30:19</b>	3:45				
							6:59 (66)	12:46 (67)	18:47 (71)	24:36 (69)
							5:47	6:01	5:49	5:43
70	416	<b>MIHAYLOVA Milka</b>	BUL	23 MAY 1972	<b>30:22</b>	3:48				
							7:12 (72)	12:57 (71)	18:43 (69)	24:36 (70)
							5:45	5:46	5:53	5:46
71	614	<b>MIMIC Jelena</b>	SRB	3 AUG 1984	<b>30:50</b>	4:16				
							7:07 (70)	12:54 (69)	18:46 (70)	24:47 (71)
							5:47	5:52	6:01	6:03
72	555	<b>ŠULGINA Julija</b>	LAT	8 OCT 1988	<b>30:59</b>	4:25				
							7:27 (74)	13:23 (73)	19:18 (72)	25:12 (72)
							5:56	5:55	5:54	5:47
73	422	<b>GREGOROVÁ Kamila</b>	CZE	30 APR 1981	<b>31:25</b>	4:51				
							7:22 (73)	13:18 (72)	19:19 (73)	25:21 (73)
							5:56	6:01	6:02	6:04
	408	<b>CVIJANOVIC Biljana</b>	BIH	20 JAN 1988	<b>DNF</b>					
							7:04 (69)			


Weather conditions

Temperature: -2 °C Humidity: 59 % Conditions: Sunny

Legend

DNF Did not Finish

INTERNET Service: [www.european-athletics.org](http://www.european-athletics.org)

Timing & Data Service by  OMEGA

printed at SUN 8 DEC 2013 13:51


Page 5 of 5

## Team Results Senior Women

Distance: 8000m  
8 DEC 2013  
Start Time: 13:12

Rank	Nation	Bib	Name	Time	Pos	Points
<b>1</b>	<b>Great Britain &amp; NI (GBR)</b>					<b>35</b>
		497	STEEL Gemma	26:39		2
		482	BLEASDALE Julia	27:02		7
		490	HOWARTH Lauren	27:18		11
		501	TWELL Steph	27:27		15
		483	BROUGH Katie	27:54	27	
		486	DEADMAN Lauren	28:24	43	
<b>2</b>	<b>France (FRA)</b>					<b>54</b>
		467	DUARTE Sophie	26:34		1
		462	CALVIN Clémence	27:25		12
		460	BARDELLE Christine	27:42		19
		477	TRABY Laila	27:46		22
		475	PICOCHÉ Laurane	27:54	28	
		474	PERRAUX Claire	28:51	50	
<b>3</b>	<b>Spain (ESP)</b>					<b>61</b>
		441	FUENTES-PILA Iris María	27:17		10
		446	MARTÍN Diana	27:26		14
		449	RODRÍGUEZ Lidia	27:35		16
		450	SILVESTRE Marta	27:45		21
		452	URBINA Teresa	28:00	30	
		442	GARCÍA Alba	28:22	42	
<b>4</b>	<b>Italy (ITA)</b>					<b>97</b>
		540	INGLESE Veronica	27:12		8
		537	EJJAFINI Nadia	27:36		18
		549	ROMAGNOLO Elena	28:07		34
		536	DESCO Elisa	28:13		37
		548	ROFFINO Valeria	28:32	46	
		541	LA BARBERA Silvia	28:58	51	
<b>5</b>	<b>Portugal (POR)</b>					<b>109</b>
		582	FÉLIX Dulce	26:41		3
		588	ROCHA Carla Salomé	27:13		9
		587	RIBEIRO Catarina	28:19		39
		589	ROSA Anália	29:25		58
<b>6</b>	<b>Ireland (IRL)</b>					<b>115</b>
		519	BRITTON Fionnuala	26:45		4
		532	TREACY Sara	28:02		31
		521	DURKAN Ciara	28:10		36
		527	MULLIGAN Sarah	28:25		44
		523	LARKIN Ann Marie	28:45	49	
		524	MCCAMBRIDGE Maria	29:02	55	
<b>7</b>	<b>Turkey (TUR)</b>					<b>117</b>
		652	KIRAZ Ümmü	27:52		24
		653	ÖZATA-ERISMIS Türkan	27:54		26
		651	KAYA Özlem	28:04		32
		644	CAGLAN Senem	28:09		35
		648	HACIKÖYLÜ Fatma	29:32	59	
		656	YILDIZ-KARAGÖZ Seyma	29:37	63	
<b>8</b>	<b>Czech Republic (CZE)</b>					<b>197</b>
		426	SEKANOVA Lucie	27:54		25
		425	PECKOVA Kveta	28:27		45
		423	KRCHOVA Eva	29:33		60
		427	SEKYROVA Ivana	30:00		67
		422	GREGOROVA Kamila	31:25	73	

INTERNET Service: [www.european-athletics.org](http://www.european-athletics.org)

Timing & Data Service by  OMEGA

printed at SUN 8 DEC 2013 13:54

Page 1 of 2

Team Results  
Senior Women


Distance: 8000m  
8 DEC 2013  
Start Time: 13:12

Rank	Nation	Bib	Name	Time	Pos	Points
<b>9</b>	<b>Denmark (DEN)</b>					<b>219</b>
		430	GLAD Simone	28:33		47
		429	BATTING Louise	29:01		54
		431	KUNØ Louise	29:06		56
		433	LAURSEN Louise	29:35		62
<b>10</b>	<b>Romania (ROU)</b>					<b>231</b>
		591	CASANDRA Cristina	28:37		48
		593	FLOREA Monica	29:01		53
		594	FRUMUZ Cristiana	29:46		64
		596	MOAGA Elena	29:57		66

Weather conditions

Temperature: -2 °C Humidity: 59 % Conditions: Sunny

INTERNET Service: [www.european-athletics.org](http://www.european-athletics.org)

Timing & Data Service by  OMEGA

printed at SUN 8 DEC 2013 13:54


Page 2 of 2

Results  
U23 Men

Distance: 8000m  
8 DEC 2013  
Start Time: 12:19

Rank	Bib	Name	Nat	Date of Birth	Result	Time Behind
1	23	HANNES Pieter-Jan	BEL	30 OCT 1992	24:02	
2	36	TSENOV Mitko	BUL	13 JUN 1993	24:07	0:05
3	263	CEROVAC Nemanja	SRB	16 NOV 1991	24:08	0:06
4	315	STREBKOV Ivan	UKR	28 SEP 1991	24:10	0:08
5	107	CALDWELL Luke	GBR	2 AUG 1991	24:13	0:11
6	217	GRØNNEVIG Ørjan	NOR	14 FEB 1991	24:15	0:13
7	117	HAWKINS Callum	GBR	22 JUN 1992	24:18	0:16
8	191	FONTANA Michele	ITA	13 JUN 1991	24:19	0:17
9	174	ROBINSON Paul	IRL	24 MAY 1991	24:22	0:20
10	218	INGEBRIGTSEN Henrik	NOR	24 FEB 1991	24:23	0:21
11	314	SIRUK Dmytro	UKR	12 APR 1991	24:23	0:21
12	118	HAY Jonathan	GBR	12 FEB 1992	24:24	0:22
13	212	VAN DER WIELEN Jesper	NED	2 AUG 1991	24:24	0:22
14	94	COLLENOT-SPRIET Romain	FRA	9 JAN 1992	24:24	0:22
15	88	BARRER Francois	FRA	8 JUN 1993	24:28	0:26
16	116	GRIFFITHS Dewi	GBR	9 AUG 1991	24:29	0:27
17	249	SAENKO Victor	RUS	17 AUG 1991	24:35	0:33
18	311	KUZMICHOV Oleksandr	UKR	25 JUL 1992	24:35	0:33
19	84	KIVISTIK Kaur	EST	29 APR 1991	24:36	0:34
20	134	GRÖSCHEL Tom	GER	25 AUG 1991	24:39	0:37
21	114	GOODMAN Richard	GBR	4 APR 1993	24:41	0:39
22	71	FERNÁNDEZ Aitor	ESP	13 AUG 1991	24:42	0:40
23	64	ULAD Abdi Hakin	DEN	14 JUN 1991	24:43	0:41
24	89	BEDRANI Djilali	FRA	1 OCT 1993	24:43	0:41
25	103	MEKDAFOU Youssef	FRA	16 MAY 1992	24:43	0:41
26	96	GRAS Michael	FRA	15 SEP 1991	24:44	0:42
27	145	SONNENBERG Nico	GER	11 SEP 1991	24:45	0:43
28	231	PINTO Rui	POR	18 NOV 1992	24:46	0:44
29	305	ÖZDEMIR Ramazan	TUR	6 JUL 1991	24:47	0:45
30	201	GIRGENSONS Janis	LAT	20 AUG 1991	24:48	0:46
31	274	ENGELHARDT Adriano	SUI	10 NOV 1992	24:50	0:48
32	177	TRAVERS John	IRL	16 MAR 1991	24:52	0:50
33	115	GOODWIN Jack	GBR	7 JUN 1993	24:54	0:52
34	92	BOULEKOUANE Sofiane	FRA	29 FEB 1992	24:55	0:53
35	244	KUNTC Evgenii	RUS	21 APR 1993	24:55	0:53
36	60	NIJHUIS Thijs	DEN	20 SEP 1992	24:55	0:53
37	221	SKORUPA Marek	POL	10 MAR 1991	24:56	0:54
38	161	DOONEY Kevin	IRL	7 JUL 1993	24:57	0:55
39	312	POROZOV Igor	UKR	22 MAR 1991	24:57	0:55
40	241	APLACHKIN Artem	RUS	1 SEP 1991	25:01	0:59
41	172	QUINN Shane	IRL	15 SEP 1992	25:03	1:01
42	79	MERZOUGHFI Abdelaziz	ESP	30 AUG 1991	25:04	1:02
43	69	CARRO Fernando	ESP	1 APR 1992	25:04	1:02
44	291	ALICI Yusuf	TUR	15 NOV 1991	25:05	1:03

INTERNET Service: [www.european-athletics.org](http://www.european-athletics.org)

Timing & Data Service by  OMEGA

printed at SUN 8 DEC 2013 12:55


Page 1 of 3

Results  
U23 Men

Distance: 8000m  
8 DEC 2013  
Start Time: 12:19

Rank	Bib	Name	Nat	Date of Birth	Result	Time Behind
45	35	POPOV Ivan	BUL	17 JUL 1991	25:06	1:04
46	232	ROLIM Emanuel	POR	30 JAN 1993	25:07	1:05
47	248	RUSAKOV Andrei	RUS	28 JUL 1992	25:07	1:05
48	85	NOOT Andi	EST	14 SEP 1993	25:12	1:10
49	136	KOLLER Jonas	GER	22 MAR 1993	25:14	1:12
50	57	GLANS Peter	DEN	5 JAN 1993	25:16	1:14
51	245	MAKSIMOV Igor	RUS	26 APR 1992	25:17	1:15
52	140	PFEIFFER Hendrik	GER	18 MAR 1993	25:17	1:15
53	300	DIRLI Seref	TUR	1 JAN 1992	25:17	1:15
54	224	CORREIA Hugo	POR	17 NOV 1991	25:20	1:18
55	189	D'ONOFRIO Daniele	ITA	8 OCT 1993	25:20	1:18
56	192	GERRATANA Giuseppe	ITA	8 NOV 1992	25:21	1:19
57	225	COSTA José	POR	30 APR 1991	25:22	1:20
58	215	BUGGE Johan	NOR	24 JAN 1991	25:22	1:20
59	67	ARCE Daniel	ESP	22 APR 1992	25:29	1:27
60	156	BYRNE Jake	IRL	14 AUG 1992	25:29	1:27
61	198	TAGNESE Andrea	ITA	15 OCT 1991	25:34	1:32
62	275	JUCKER Fabian	SUI	18 AUG 1992	25:40	1:38
63	260	ZEVNIK Vid	SLO	12 MAR 1991	25:42	1:40
64	28	JUNUZOVIC Osman	BIH	28 SEP 1993	25:45	1:43
65	306	TASDEMIR Aykut	TUR	20 JAN 1991	25:46	1:44
66	258	PUHAR Rok	SLO	14 SEP 1992	25:46	1:44
67	203	SERJOGINS Dmitrijs	LAT	23 FEB 1993	25:49	1:47
68	220	VEDVIK Marius Øyre	NOR	18 MAR 1992	25:51	1:49
69	202	JOCIS Ugis	LAT	13 SEP 1993	25:52	1:50
70	277	NIEDERHÄUSER Janik	SUI	1 OCT 1991	25:54	1:52
71	165	MCDERMOT Ryan	IRL	10 AUG 1992	25:55	1:53
72	146	STEININGER Moritz	GER	30 SEP 1993	25:59	1:57
73	46	JANU Jan	CZE	5 NOV 1993	26:00	1:58
74	179	GETAHUN Yimer	ISR	28 JUN 1992	26:01	1:59
75	70	ESCRICHE Jaime	ESP	3 JAN 1993	26:06	2:04
76	87	ÖIGLANE Jan	EST	28 SEP 1991	26:11	2:09
77	13	LISTABARTH Stephan	AUT	29 MAY 1993	26:14	2:12
78	130	ARBOGAST Jannik	GER	4 JUL 1992	26:29	2:27
79	83	ARISTOV Dimitri	EST	20 APR 1993	26:43	2:41
80	298	CINTIMAR Soner	TUR	1 JAN 1991	26:44	2:42
81	299	DAG Sonmez	TUR	1 MAR 1993	26:52	2:50
82	208	STOJANOVSKI Aleksandar	MKD	12 SEP 1991	27:20	3:18
83	42	MINDEK Mihael	CRO	11 JAN 1993	27:35	3:33
84	10	SIMONOV Boris	ARM	11 FEB 1993	27:55	3:53
	267	LJAJIC Jasmin	SRB	30 SEP 1991	DNF	
	219	ØLSTAD Vegard	NOR	12 SEP 1992	DNF	
	197	SANGUINETTI Andrea	ITA	25 JAN 1992	DNF	

INTERNET Service: [www.european-athletics.org](http://www.european-athletics.org)

Timing & Data Service by  OMEGA

printed at SUN 8 DEC 2013 12:55

Page 2 of 3


Results  
U23 Men

Distance: 8000m  
8 DEC 2013  
Start Time: 12:19

Intermediate times:	2000m	5:56	300	DIRLI Seref (TUR)
	3500m	10:35	116	GRIFFITHS Dewi (GBR)
	5000m	15:14	107	CALDWELL Luke (GBR)
	6500m	19:44	107	CALDWELL Luke (GBR)

Legend  
DNF Did not Finish

INTERNET Service: [www.european-athletics.org](http://www.european-athletics.org)

Timing & Data Service by  OMEGA

printed at SUN 8 DEC 2013 12:55


Page 3 of 3

### Detailed Results U23 Men

Distance: 8000m  
8 DEC 2013  
Start Time: 12:19

Rank	Bib	Name	Nat	Date of Birth	Result	Time Behind				
							2000m	3500m	5000m	6500m
1	23	<b>HANNES Pieter-Jan</b>	BEL	30 OCT 1992	<b>24:02</b>					
						5:56 (7)	10:36 (2)	15:14 (3)	19:44 (2)	4:18
2	36	<b>TSENOV Mitko</b>	BUL	13 JUN 1993	<b>24:07</b>	0:05				
						5:57 (17)	10:36 (6)	15:15 (6)	19:45 (4)	4:22
3	263	<b>CEROVAC Nemanja</b>	SRB	16 NOV 1991	<b>24:08</b>	0:06				
						5:58 (33)	10:37 (21)	15:16 (16)	19:49 (9)	4:19
4	315	<b>STREBKOV Ivan</b>	UKR	28 SEP 1991	<b>24:10</b>	0:08				
						5:59 (43)	10:38 (30)	15:16 (19)	19:50 (10)	4:20
5	107	<b>CALDWELL Luke</b>	GBR	2 AUG 1991	<b>24:13</b>	0:11				
						5:56 (6)	10:36 (3)	15:14 (1)	19:44 (1)	4:29
6	217	<b>GRØNNEVIG Ørjan</b>	NOR	14 FEB 1991	<b>24:15</b>	0:13				
						5:58 (28)	10:37 (20)	15:15 (9)	19:45 (5)	4:30
7	117	<b>HAWKINS Callum</b>	GBR	22 JUN 1992	<b>24:18</b>	0:16				
						5:57 (18)	10:36 (5)	15:14 (2)	19:46 (6)	4:32
8	191	<b>FONTANA Michele</b>	ITA	13 JUN 1991	<b>24:19</b>	0:17				
						5:57 (19)	10:37 (15)	15:15 (5)	19:49 (7)	4:30
9	174	<b>ROBINSON Paul</b>	IRL	24 MAY 1991	<b>24:22</b>	0:20				
						5:58 (25)	10:36 (10)	15:16 (14)	19:53 (13)	4:29
10	218	<b>INGEBRIGTSEN Henrik</b>	NOR	24 FEB 1991	<b>24:23</b>	0:21				
						5:57 (16)	10:36 (12)	15:16 (15)	19:51 (12)	4:32
11	314	<b>SIRUK Dmytro</b>	UKR	12 APR 1991	<b>24:23</b>	0:21				
						5:59 (38)	10:37 (24)	15:17 (21)	19:54 (16)	4:29
12	118	<b>HAY Jonathan</b>	GBR	12 FEB 1992	<b>24:24</b>	0:22				
						5:57 (15)	10:36 (9)	15:15 (11)	19:56 (17)	4:28
13	212	<b>VAN DER WIELEN Jesper</b>	NED	2 AUG 1991	<b>24:24</b>	0:22				
						6:00 (51)	10:36 (4)	15:15 (7)	19:49 (8)	4:35
14	94	<b>COLLENOT-SPRIET Romain</b>	FRA	9 JAN 1992	<b>24:24</b>	0:22				
						5:57 (9)	10:36 (8)	15:15 (8)	19:44 (3)	4:40
15	88	<b>BARRER Francois</b>	FRA	8 JUN 1993	<b>24:28</b>	0:26				
						5:57 (20)	10:37 (16)	15:15 (12)	19:50 (11)	4:38
16	116	<b>GRIFFITHS Dewi</b>	GBR	9 AUG 1991	<b>24:29</b>	0:27				
						5:56 (2)	10:35 (1)	15:15 (10)	19:54 (15)	4:35

INTERNET Service: [www.european-athletics.org](http://www.european-athletics.org)

Timing & Data Service by  OMEGA

printed at SUN 8 DEC 2013 12:58

Page 1 of 6

### Detailed Results U23 Men

Distance: 8000m  
8 DEC 2013  
Start Time: 12:19

Rank	Bib	Name	Nat	Date of Birth	Result	Time Behind					
							2000m	3500m	5000m	6500m	
17	249	<b>SAENKO Victor</b>	RUS	17 AUG 1991	<b>24:35</b>	0:33					
							5:56 (5)	10:37 (18)	15:19 (29)	20:03 (23)	4:32
							4:41	4:42	4:44		
18	311	<b>KUZMICHOV Oleksandr</b>	UKR	25 JUL 1992	<b>24:35</b>	0:33					
							6:01 (58)	10:39 (36)	15:18 (26)	20:05 (26)	4:30
							4:38	4:39	4:47		
19	84	<b>KIVISTIK Kaur</b>	EST	29 APR 1991	<b>24:36</b>	0:34					
							6:01 (62)	10:43 (54)	15:21 (33)	20:01 (20)	4:35
							4:42	4:38	4:40		
20	134	<b>GRÖSCHEL Tom</b>	GER	25 AUG 1991	<b>24:39</b>	0:37					
							5:59 (40)	10:38 (25)	15:17 (20)	20:02 (22)	4:37
							4:39	4:39	4:45		
21	114	<b>GOODMAN Richard</b>	GBR	4 APR 1993	<b>24:41</b>	0:39					
							5:58 (26)	10:37 (23)	15:16 (18)	19:56 (18)	4:45
							4:39	4:39	4:40		
22	71	<b>FERNÁNDEZ Aitor</b>	ESP	13 AUG 1991	<b>24:42</b>	0:40					
							5:59 (42)	10:39 (33)	15:18 (25)	20:07 (30)	4:35
							4:40	4:39	4:49		
23	64	<b>ULAD Abdi Hakin</b>	DEN	14 JUN 1991	<b>24:43</b>	0:41					
							5:57 (13)	10:36 (11)	15:16 (13)	20:02 (21)	4:41
							4:39	4:40	4:46		
24	89	<b>BEDRANI Djilali</b>	FRA	1 OCT 1993	<b>24:43</b>	0:41					
							5:58 (34)	10:38 (27)	15:18 (23)	20:05 (25)	4:38
							4:40	4:40	4:47		
25	103	<b>MEKDAFOU Youssef</b>	FRA	16 MAY 1992	<b>24:43</b>	0:41					
							5:58 (32)	10:39 (35)	15:22 (35)	20:09 (32)	4:34
							4:41	4:43	4:47		
26	96	<b>GRAS Michael</b>	FRA	15 SEP 1991	<b>24:44</b>	0:42					
							5:58 (31)	10:37 (19)	15:18 (22)	20:06 (27)	4:38
							4:39	4:41	4:48		
27	145	<b>SONNENBERG Nico</b>	GER	11 SEP 1991	<b>24:45</b>	0:43					
							5:57 (11)	10:37 (22)	15:16 (17)	20:00 (19)	4:45
							4:40	4:39	4:44		
28	231	<b>PINTO Rui</b>	POR	18 NOV 1992	<b>24:46</b>	0:44					
							5:59 (41)	10:38 (29)	15:19 (27)	20:07 (29)	4:39
							4:39	4:41	4:48		
29	305	<b>ÖZDEMİR Ramazan</b>	TUR	6 JUL 1991	<b>24:47</b>	0:45					
							5:57 (12)	10:37 (14)	15:20 (30)	20:04 (24)	4:43
							4:40	4:43	4:44		
30	201	<b>GIRGENSONS Janis</b>	LAT	20 AUG 1991	<b>24:48</b>	0:46					
							6:00 (48)	10:40 (42)	15:21 (31)	20:06 (28)	4:42
							4:40	4:41	4:45		
31	274	<b>ENGELHARDT Adriano</b>	SUI	10 NOV 1992	<b>24:50</b>	0:48					
							5:59 (39)	10:38 (32)	15:19 (28)	20:07 (31)	4:43
							4:39	4:41	4:48		
32	177	<b>TRAVERS John</b>	IRL	16 MAR 1991	<b>24:52</b>	0:50					
							5:57 (10)	10:37 (13)	15:21 (32)	20:10 (33)	4:42
							4:40	4:44	4:49		

### Detailed Results U23 Men

Rank	Bib	Name	Nat	Date of Birth	Result	Time Behind				
							2000m	3500m	5000m	6500m
33	115	<b>GOODWIN Jack</b>	GBR	7 JUN 1993	<b>24:54</b>	0:52				
							5:58 (29)	10:39 (37)	15:22 (34)	20:11 (35)
							4:41	4:43	4:49	4:43
34	92	<b>BOULEKOUANE Sofiane</b>	FRA	29 FEB 1992	<b>24:55</b>	0:53				
							6:00 (57)	10:40 (44)	15:23 (37)	20:13 (37)
							4:40	4:43	4:50	4:42
35	244	<b>KUNTIC Evgenii</b>	RUS	21 APR 1993	<b>24:55</b>	0:53				
							6:06 (76)	10:47 (61)	15:32 (46)	20:11 (36)
							4:41	4:45	4:39	4:44
36	60	<b>NIJHUIS Thijs</b>	DEN	20 SEP 1992	<b>24:55</b>	0:53				
							6:00 (49)	10:37 (17)	15:18 (24)	20:10 (34)
							4:37	4:41	4:52	4:45
37	221	<b>SKORUPA Marek</b>	POL	10 MAR 1991	<b>24:56</b>	0:54				
							5:58 (36)	10:40 (40)	15:28 (40)	20:20 (42)
							4:42	4:48	4:52	4:36
38	161	<b>DOONEY Kevin</b>	IRL	7 JUL 1993	<b>24:57</b>	0:55				
							6:00 (52)	10:43 (50)	15:31 (45)	20:19 (39)
							4:43	4:48	4:48	4:38
39	312	<b>POROZOV Igor</b>	UKR	22 MAR 1991	<b>24:57</b>	0:55				
							6:00 (53)	10:40 (43)	15:29 (41)	20:19 (38)
							4:40	4:49	4:50	4:38
40	241	<b>APLACHKIN Artem</b>	RUS	1 SEP 1991	<b>25:01</b>	0:59				
							6:01 (60)	10:47 (62)	15:32 (47)	20:20 (41)
							4:46	4:45	4:48	4:41
41	172	<b>QUINN Shane</b>	IRL	15 SEP 1992	<b>25:03</b>	1:01				
							5:57 (23)	10:36 (7)	15:14 (4)	19:53 (14)
							4:39	4:38	4:39	5:10
42	79	<b>MERZOUGHI Abdelaziz</b>	ESP	30 AUG 1991	<b>25:04</b>	1:02				
							5:57 (21)	10:38 (31)	15:29 (43)	20:20 (40)
							4:41	4:51	4:51	4:44
43	69	<b>CARRO Fernando</b>	ESP	1 APR 1992	<b>25:04</b>	1:02				
							5:59 (45)	10:40 (45)	15:30 (44)	20:31 (52)
							4:41	4:50	5:01	4:33
44	291	<b>ALICI Yusuf</b>	TUR	15 NOV 1991	<b>25:05</b>	1:03				
							5:57 (22)	10:48 (64)	15:42 (64)	20:33 (57)
							4:51	4:54	4:51	4:32
45	35	<b>POPOV Ivan</b>	BUL	17 JUL 1991	<b>25:06</b>	1:04				
							5:59 (37)	10:38 (28)	15:23 (36)	20:23 (45)
							4:39	4:45	5:00	4:43
46	232	<b>ROLIM Emanuel</b>	POR	30 JAN 1993	<b>25:07</b>	1:05				
							5:59 (46)	10:43 (51)	15:34 (51)	20:27 (47)
							4:44	4:51	4:53	4:40
47	248	<b>RUSAKOV Andrei</b>	RUS	28 JUL 1992	<b>25:07</b>	1:05				
							6:04 (71)	10:49 (66)	15:39 (60)	20:32 (53)
							4:45	4:50	4:53	4:35
48	85	<b>NOOT Andi</b>	EST	14 SEP 1993	<b>25:12</b>	1:10				
							6:03 (69)	10:46 (58)	15:35 (54)	20:27 (48)
							4:43	4:49	4:52	4:45

### Detailed Results U23 Men


Rank	Bib	Name	Nat	Date of Birth	Result	Time Behind					
							2000m	3500m	5000m	6500m	
49	136	<b>KOLLER Jonas</b>	GER	22 MAR 1993	<b>25:14</b>	1:12					
							5:59 (47)	10:43 (52)	15:34 (50)	20:26 (46)	4:48
							4:44	4:51	4:52		
50	57	<b>GLANS Peter</b>	DEN	5 JAN 1993	<b>25:16</b>	1:14					
							6:02 (63)	10:46 (57)	15:32 (48)	20:29 (50)	4:47
							4:44	4:46	4:57		
51	245	<b>MAKSIMOV Igor</b>	RUS	26 APR 1992	<b>25:17</b>	1:15					
							5:58 (24)	10:40 (41)	15:27 (39)	20:22 (44)	4:55
							4:42	4:47	4:55		
52	140	<b>PFEIFFER Hendrik</b>	GER	18 MAR 1993	<b>25:17</b>	1:15					
							6:03 (67)	10:45 (55)	15:34 (52)	20:28 (49)	4:49
							4:42	4:49	4:54		
53	300	<b>DIRLI Seref</b>	TUR	1 JAN 1992	<b>25:17</b>	1:15					
							5:56 (1)	10:40 (39)	15:36 (56)	20:32 (55)	4:45
							4:44	4:56	4:56		
54	224	<b>CORREIA Hugo</b>	POR	17 NOV 1991	<b>25:20</b>	1:18					
							5:58 (30)	10:39 (34)	15:23 (38)	20:20 (43)	5:00
							4:41	4:44	4:57		
55	189	<b>D'ONOFRIO Daniele</b>	ITA	8 OCT 1993	<b>25:20</b>	1:18					
							6:00 (54)	10:46 (59)	15:39 (59)	20:32 (54)	4:48
							4:46	4:53	4:53		
56	192	<b>GERRATANA Giuseppe</b>	ITA	8 NOV 1992	<b>25:21</b>	1:19					
							5:59 (44)	10:45 (56)	15:33 (49)	20:39 (60)	4:42
							4:46	4:48	5:06		
57	225	<b>COSTA José</b>	POR	30 APR 1991	<b>25:22</b>	1:20					
							6:03 (68)	10:50 (68)	15:39 (61)	20:33 (56)	4:49
							4:47	4:49	4:54		
58	215	<b>BUGGE Johan</b>	NOR	24 JAN 1991	<b>25:22</b>	1:20					
							6:00 (50)	10:42 (49)	15:34 (53)	20:31 (51)	4:51
							4:42	4:52	4:57		
59	67	<b>ARCE Daniel</b>	ESP	22 APR 1992	<b>25:29</b>	1:27					
							5:56 (8)	10:41 (47)	15:38 (58)	20:38 (59)	4:51
							4:45	4:57	5:00		
60	156	<b>BYRNE Jake</b>	IRL	14 AUG 1992	<b>25:29</b>	1:27					
							6:00 (55)	10:46 (60)	15:41 (62)	20:38 (58)	4:51
							4:46	4:55	4:57		
61	198	<b>TAGNESE Andrea</b>	ITA	15 OCT 1991	<b>25:34</b>	1:32					
							6:02 (66)	10:48 (63)	15:42 (65)	20:40 (61)	4:54
							4:46	4:54	4:58		
62	275	<b>JUCKER Fabian</b>	SUI	18 AUG 1992	<b>25:40</b>	1:38					
							6:06 (74)	10:52 (71)	15:47 (68)	20:48 (64)	4:52
							4:46	4:55	5:01		
63	260	<b>ZEVNIK Vid</b>	SLO	12 MAR 1991	<b>25:42</b>	1:40					
							6:01 (59)	10:50 (67)	15:45 (66)	20:42 (62)	5:00
							4:49	4:55	4:57		
64	28	<b>JUNUZOVIC Osman</b>	BIH	28 SEP 1993	<b>25:45</b>	1:43					
							6:02 (65)	10:49 (65)	15:48 (69)	20:52 (67)	4:53
							4:47	4:59	5:04		

### Detailed Results U23 Men

Distance: 8000m  
8 DEC 2013  
Start Time: 12:19

Rank	Bib	Name	Nat	Date of Birth	Result	Time Behind					
							2000m	3500m	5000m	6500m	
65	306	<b>TASDEMIR Aykut</b>	TUR	20 JAN 1991	<b>25:46</b>	1:44					
							5:56 (4)	10:43 (53)	15:42 (63)	20:49 (65)	4:57
66	258	<b>PUHAR Rok</b>	SLO	14 SEP 1992	<b>25:46</b>	1:44					
							6:01 (61)	10:53 (72)	15:53 (72)	20:58 (70)	4:48
67	203	<b>SERJOGINS Dmitrijs</b>	LAT	23 FEB 1993	<b>25:49</b>	1:47					
							6:05 (73)	10:59 (77)	15:59 (74)	20:59 (71)	4:50
68	220	<b>VEDVIK Marius Øyre</b>	NOR	18 MAR 1992	<b>25:51</b>	1:49					
							5:56 (3)	10:38 (26)	15:35 (55)	20:47 (63)	5:04
69	202	<b>JOCIS Ugis</b>	LAT	13 SEP 1993	<b>25:52</b>	1:50					
							6:09 (84)	11:06 (81)	16:07 (76)	21:08 (74)	4:44
70	277	<b>NIEDERHÄUSER Janik</b>	SUI	1 OCT 1991	<b>25:54</b>	1:52					
							6:06 (75)	10:52 (69)	15:46 (67)	20:58 (69)	4:56
71	165	<b>MCDERMOT Ryan</b>	IRL	10 AUG 1992	<b>25:55</b>	1:53					
							6:02 (64)	10:52 (70)	15:51 (70)	20:50 (66)	5:05
72	146	<b>STEININGER Moritz</b>	GER	30 SEP 1993	<b>25:59</b>	1:57					
							6:08 (79)	11:08 (82)	16:09 (77)	21:16 (76)	4:43
73	46	<b>JANU Jan</b>	CZE	5 NOV 1993	<b>26:00</b>	1:58					
							6:04 (70)	10:58 (75)	16:00 (75)	21:07 (73)	4:53
74	179	<b>GETAHUN Yimer</b>	ISR	28 JUN 1992	<b>26:01</b>	1:59					
							5:58 (35)	10:42 (48)	15:38 (57)	20:54 (68)	5:07
75	70	<b>ESCRICHE Jaime</b>	ESP	3 JAN 1993	<b>26:06</b>	2:04					
							6:04 (72)	10:53 (73)	15:53 (71)	21:06 (72)	5:00
76	87	<b>ÕIGLANE Jan</b>	EST	28 SEP 1991	<b>26:11</b>	2:09					
							6:08 (81)	11:06 (80)	16:12 (79)	21:16 (77)	4:55
77	13	<b>LISTABARTH Stephan</b>	AUT	29 MAY 1993	<b>26:14</b>	2:12					
							6:07 (77)	10:58 (74)	15:58 (73)	21:08 (75)	5:06
78	130	<b>ARBOGAST Jannik</b>	GER	4 JUL 1992	<b>26:29</b>	2:27					
							6:08 (80)	11:05 (78)	16:11 (78)	21:23 (79)	5:06
79	83	<b>ARISTOV Dimitri</b>	EST	20 APR 1993	<b>26:43</b>	2:41					
							6:09 (83)	11:05 (79)	16:12 (80)	21:23 (78)	5:20
80	298	<b>CINTIMAR Soner</b>	TUR	1 JAN 1991	<b>26:44</b>	2:42					
							6:09 (82)	11:09 (83)	16:20 (82)	21:38 (81)	5:06

INTERNET Service: [www.european-athletics.org](http://www.european-athletics.org)

Timing & Data Service by  OMEGA

printed at SUN 8 DEC 2013 12:58

Page 5 of 6



Team Results  
U23 Men

Rank	Nation	Bib	Name	Time	Pos	Points
<b>1</b>	<b>Great Britain &amp; NI (GBR)</b>					<b>40</b>
		107	CALDWELL Luke	24:13		5
		117	HAWKINS Callum	24:18		7
		118	HAY Jonathan	24:24		12
		116	GRIFFITHS Dewi	24:29		16
		114	GOODMAN Richard	24:41	21	
		115	GOODWIN Jack	24:54	33	
<b>2</b>	<b>Ukraine (UKR)</b>					<b>72</b>
		315	STREBKOV Ivan	24:10		4
		314	SIRUK Dmytro	24:23		11
		311	KUZMICHOV Oleksandr	24:35		18
		312	POROZOV Igor	24:57		39
<b>3</b>	<b>France (FRA)</b>					<b>78</b>
		94	COLLENOT-SPRIET Romain	24:24		14
		88	BARRER Francois	24:28		15
		89	BEDRANI Djilali	24:43		24
		103	MEKDAFOU Youssef	24:43		25
		96	GRAS Michael	24:44	26	
		92	BOULEKOUANE Sofiane	24:55	34	
<b>4</b>	<b>Ireland (IRL)</b>					<b>120</b>
		174	ROBINSON Paul	24:22		9
		177	TRAVERS John	24:52		32
		161	DOONEY Kevin	24:57		38
		172	QUINN Shane	25:03		41
		156	BYRNE Jake	25:29	60	
		165	MCDERMOT Ryan	25:55	71	
<b>5</b>	<b>Russia (RUS)</b>					<b>139</b>
		249	SAENKO Victor	24:35		17
		244	KUNTC Evgenii	24:55		35
		241	APLACHKIN Artem	25:01		40
		248	RUSAKOV Andrei	25:07		47
		245	MAKSIMOV Igor	25:17	51	
<b>6</b>	<b>Norway (NOR)</b>					<b>142</b>
		217	GRØNNEVIG Ørjan	24:15		6
		218	INGEBRIGTSEN Henrik	24:23		10
		215	BUGGE Johan	25:22		58
		220	VEDVIK Marius Øyre	25:51		68
		219	ØLSTAD Vegard	DNF		
<b>7</b>	<b>Germany (GER)</b>					<b>148</b>
		134	GRÖSCHEL Tom	24:39		20
		145	SONNENBERG Nico	24:45		27
		136	KOLLER Jonas	25:14		49
		140	PFEIFFER Hendrik	25:17		52
		146	STEININGER Moritz	25:59	72	
		130	ARBOGAST Jannik	26:29	78	
<b>8</b>	<b>Spain (ESP)</b>					<b>166</b>
		71	FERNÁNDEZ Aitor	24:42		22
		79	MERZOUGHI Abdelaziz	25:04		42
		69	CARRO Fernando	25:04		43
		67	ARCE Daniel	25:29		59
		70	ESCRICHE Jaime	26:06	75	

Team Results  
U23 Men

Distance: 8000m  
8 DEC 2013  
Start Time: 12:19


Rank	Nation	Bib	Name	Time	Pos	Points
<b>9</b>	<b>Italy (ITA)</b>					<b>180</b>
		191	FONTANA Michele	24:19		8
		189	D'ONOFRIO Daniele	25:20		55
		192	GERRATANA Giuseppe	25:21		56
		198	TAGNESE Andrea	25:34		61
		197	SANGUINETTI Andrea	DNF		
<b>10</b>	<b>Portugal (POR)</b>					<b>185</b>
		231	PINTO Rui	24:46		28
		232	ROLIM Emanuel	25:07		46
		224	CORREIA Hugo	25:20		54
		225	COSTA José	25:22		57
<b>11</b>	<b>Turkey (TUR)</b>					<b>191</b>
		305	ÖZDEMİR Ramazan	24:47		29
		291	ALICI Yusuf	25:05		44
		300	DIRLI Seref	25:17		53
		306	TASDEMİR Aykut	25:46		65
		298	CINTIMAR Soner	26:44	80	
		299	DAG Sonmez	26:52	81	
<b>12</b>	<b>Estonia (EST)</b>					<b>222</b>
		84	KIVISTIK Kaur	24:36		19
		85	NOOT Andi	25:12		48
		87	ÕIGLANE Jan	26:11		76
		83	ARISTOV Dimitri	26:43		79

Results  
U23 Women

Distance: 6000m  
8 DEC 2013  
Start Time: 11:30

Rank	Bib	Name	Nat	Date of Birth	Result	Time Behind
1	557	HASSAN Sifan	NED	1 JAN 1993	19:40	
2	619	TERZIC Amela	SRB	2 APR 1993	19:46	0:06
3	494	PURDUE Charlotte	GBR	10 JUN 1991	19:49	0:09
4	481	AVERY Kate	GBR	10 OCT 1991	19:56	0:16
5	492	PARTRIDGE Lily	GBR	9 MAR 1991	20:10	0:30
6	478	WESTPHAL Liv	FRA	22 DEC 1993	20:21	0:41
7	480	AUCKLAND Rhona	GBR	11 MAY 1993	20:25	0:45
8	502	WEIGHTMAN Laura	GBR	1 JUL 1991	20:28	0:48
9	509	HARRER Corinna	GER	19 JAN 1991	20:32	0:52
10	599	FAZLITDINOVA Gulshat	RUS	28 AUG 1992	20:37	0:57
11	608	SOKOLENKO Ekaterina	RUS	13 SEP 1992	20:45	1:05
12	607	RIAZANTCEVA Svetlana	RUS	28 NOV 1992	20:47	1:07
13	642	AYDEMIR Esma	TUR	1 JAN 1992	20:50	1:10
14	558	KOSTER Maureen	NED	3 JUL 1992	20:51	1:11
15	511	KRAUSE Gesa-Felicitas	GER	3 AUG 1992	20:53	1:13
16	479	ANDREWS Jessica	GBR	1 OCT 1992	20:53	1:13
17	643	BÜYÜKBEZGIN Burcu	TUR	15 SEP 1991	20:54	1:14
18	572	MIKIEWICZ Paulina	POL	13 JUL 1992	20:54	1:14
19	436	CARRETERO Tania	ESP	2 MAR 1991	20:55	1:15
20	646	EYTEMIS Sevilay	TUR	3 APR 1993	20:56	1:16
21	604	LITVINOVA Luiza	RUS	4 JAN 1993	20:56	1:16
22	410	PUZAKOVA Nastassia	BLR	12 DEC 1993	21:02	1:22
23	560	VAN LIESHOUT Irene	NED	1 SEP 1993	21:04	1:24
24	650	KARABULUT Elif	TUR	8 AUG 1991	21:05	1:25
25	465	CHEVALIER GARENNE Floriane	FRA	6 AUG 1991	21:05	1:25
26	570	KACZYNSKA Paulina	POL	24 JUL 1991	21:09	1:29
27	515	REISCHMANN Anne	GER	4 APR 1992	21:10	1:30
28	439	FERNÁNDEZ Blanca	ESP	1 APR 1992	21:13	1:33
29	455	TAMBET Heleene	EST	31 MAY 1993	21:14	1:34
30	534	BOTTINI Laura	ITA	20 MAY 1991	21:14	1:34
31	447	PÉREZ María José	ESP	12 JUN 1992	21:17	1:37
32	559	VAN HAL Marlin	NED	9 MAY 1993	21:22	1:42
33	662	SHMATENKO Iuliia	UKR	10 OCT 1991	21:22	1:42
34	573	NAPIERAJ Dominika	POL	12 DEC 1991	21:26	1:46
35	411	SAVINA Nina	BLR	21 JUL 1993	21:28	1:48
36	517	TRÄNKLE Melina	GER	21 DEC 1992	21:31	1:51
37	568	BRZEZINSKA Aleksandra	POL	30 JUL 1991	21:33	1:53
38	657	DUNKAN Ganna	UKR	8 JAN 1993	21:41	2:01
39	539	GALIMBERTI Sara	ITA	12 DEC 1991	21:43	2:03
40	470	JAROUSSEAU Cecile	FRA	13 MAR 1993	21:46	2:06
41	503	AMRHEIN Fabienne	GER	25 NOV 1992	21:48	2:08
42	616	SIMOVIC Teodora	SRB	27 OCT 1993	21:53	2:13
43	551	VIOLA Giulia	ITA	24 APR 1991	21:55	2:15
44	544	MERLO Martina	ITA	19 FEB 1993	21:56	2:16

INTERNET Service: [www.european-athletics.org](http://www.european-athletics.org)

Timing & Data Service by  OMEGA

printed at SUN 8 DEC 2013 11:58

Page 1 of 2

Results  
U23 Women


Distance: 6000m  
8 DEC 2013  
Start Time: 11:30

Rank	Bib	Name	Nat	Date of Birth	Result	Time Behind
45	464	CHARKAOUI Fatima	FRA	12 SEP 1992	21:57	2:17
46	639	ADANIR Seyran	TUR	12 JAN 1993	21:59	2:19
47	577	WACLAWSKA Natalia	POL	9 APR 1991	22:00	2:20
48	584	GODINHO Susana	POR	5 JUL 1992	22:01	2:21
49	580	CARVALHO Catarina	POR	1 MAR 1992	22:01	2:21
50	632	BORGLUND Elin	SWE	12 NOV 1991	22:03	2:23
51	473	LECOQ Salome	FRA	1 MAY 1991	22:05	2:25
52	590	SANTOS Catia	POR	9 OCT 1992	22:13	2:33
53	600	FEDOROVA Anna	RUS	24 JAN 1993	22:16	2:36
54	506	FRANK Annika	GER	5 JUN 1992	22:22	2:42
55	471	JOLY TESTAULT Marion	FRA	17 JUL 1991	22:24	2:44
56	547	PAPAGNA Laura	ITA	11 AUG 1991	22:29	2:49
57	585	MARTINS Marta	POR	15 JAN 1992	22:39	2:59
58	533	ABATE Virginia Maria	ITA	6 JAN 1993	22:54	3:14
59	622	AUF DER MAUR Priska	SUI	17 MAR 1992	23:09	3:29
60	640	AKPINAR Sabahat	TUR	20 JUL 1993	23:21	3:41
61	553	JAKUBJANECA Diana	LAT	22 JAN 1992	23:46	4:06
	406	VANGANSBEKE Zenobie	BEL	4 NOV 1992	DNF	

Intermediate times:      1500m            4:52      494 PURDUE Charlotte (GBR)  
                                   3000m            9:51      494 PURDUE Charlotte (GBR)  
                                   4500m           14:47      557 HASSAN Sifan (NED)

Legend  
DNF Did not Finish

INTERNET Service: [www.european-athletics.org](http://www.european-athletics.org)

Timing & Data Service by  OMEGA

printed at SUN 8 DEC 2013 11:58

Page 2 of 2

### Detailed Results U23 Women

Distance: 6000m  
8 DEC 2013  
Start Time: 11:30

Rank	Bib	Name	Nat	Date of Birth	Result	Time Behind							
		<table border="1" style="display: inline-table; border-collapse: collapse;"> <tr> <td style="padding: 2px;">1500m</td> <td style="padding: 2px;">3000m</td> <td style="padding: 2px;">4500m</td> </tr> </table>	1500m	3000m	4500m								
1500m	3000m	4500m											
1	557	<b>HASSAN Sifan</b>	NED	1 JAN 1993	19:40								
		<table border="1" style="display: inline-table; border-collapse: collapse;"> <tr> <td style="padding: 2px;">4:53 (12)</td> <td style="padding: 2px;">9:51 (3)</td> <td style="padding: 2px;">14:47 (1)</td> <td style="padding: 2px;">4:53</td> </tr> <tr> <td style="padding: 2px;"></td> <td style="padding: 2px;">4:58</td> <td style="padding: 2px;">4:56</td> <td style="padding: 2px;"></td> </tr> </table>	4:53 (12)	9:51 (3)	14:47 (1)	4:53		4:58	4:56				
4:53 (12)	9:51 (3)	14:47 (1)	4:53										
	4:58	4:56											
2	619	<b>TERZIC Amela</b>	SRB	2 APR 1993	19:46	0:06							
		<table border="1" style="display: inline-table; border-collapse: collapse;"> <tr> <td style="padding: 2px;">4:52 (7)</td> <td style="padding: 2px;">9:51 (2)</td> <td style="padding: 2px;">14:48 (3)</td> <td style="padding: 2px;">4:58</td> </tr> <tr> <td style="padding: 2px;"></td> <td style="padding: 2px;">4:59</td> <td style="padding: 2px;">4:57</td> <td style="padding: 2px;"></td> </tr> </table>	4:52 (7)	9:51 (2)	14:48 (3)	4:58		4:59	4:57				
4:52 (7)	9:51 (2)	14:48 (3)	4:58										
	4:59	4:57											
3	494	<b>PURDUE Charlotte</b>	GBR	10 JUN 1991	19:49	0:09							
		<table border="1" style="display: inline-table; border-collapse: collapse;"> <tr> <td style="padding: 2px;">4:52 (1)</td> <td style="padding: 2px;">9:51 (1)</td> <td style="padding: 2px;">14:48 (2)</td> <td style="padding: 2px;">5:01</td> </tr> <tr> <td style="padding: 2px;"></td> <td style="padding: 2px;">4:59</td> <td style="padding: 2px;">4:57</td> <td style="padding: 2px;"></td> </tr> </table>	4:52 (1)	9:51 (1)	14:48 (2)	5:01		4:59	4:57				
4:52 (1)	9:51 (1)	14:48 (2)	5:01										
	4:59	4:57											
4	481	<b>AVERY Kate</b>	GBR	10 OCT 1991	19:56	0:16							
		<table border="1" style="display: inline-table; border-collapse: collapse;"> <tr> <td style="padding: 2px;">4:52 (5)</td> <td style="padding: 2px;">9:52 (5)</td> <td style="padding: 2px;">14:54 (4)</td> <td style="padding: 2px;">5:02</td> </tr> <tr> <td style="padding: 2px;"></td> <td style="padding: 2px;">5:00</td> <td style="padding: 2px;">5:02</td> <td style="padding: 2px;"></td> </tr> </table>	4:52 (5)	9:52 (5)	14:54 (4)	5:02		5:00	5:02				
4:52 (5)	9:52 (5)	14:54 (4)	5:02										
	5:00	5:02											
5	492	<b>PARTRIDGE Lily</b>	GBR	9 MAR 1991	20:10	0:30							
		<table border="1" style="display: inline-table; border-collapse: collapse;"> <tr> <td style="padding: 2px;">4:52 (4)</td> <td style="padding: 2px;">9:52 (4)</td> <td style="padding: 2px;">14:59 (5)</td> <td style="padding: 2px;">5:11</td> </tr> <tr> <td style="padding: 2px;"></td> <td style="padding: 2px;">5:00</td> <td style="padding: 2px;">5:07</td> <td style="padding: 2px;"></td> </tr> </table>	4:52 (4)	9:52 (4)	14:59 (5)	5:11		5:00	5:07				
4:52 (4)	9:52 (4)	14:59 (5)	5:11										
	5:00	5:07											
6	478	<b>WESTPHAL Liv</b>	FRA	22 DEC 1993	20:21	0:41							
		<table border="1" style="display: inline-table; border-collapse: collapse;"> <tr> <td style="padding: 2px;">4:52 (6)</td> <td style="padding: 2px;">10:01 (10)</td> <td style="padding: 2px;">15:13 (7)</td> <td style="padding: 2px;">5:08</td> </tr> <tr> <td style="padding: 2px;"></td> <td style="padding: 2px;">5:09</td> <td style="padding: 2px;">5:12</td> <td style="padding: 2px;"></td> </tr> </table>	4:52 (6)	10:01 (10)	15:13 (7)	5:08		5:09	5:12				
4:52 (6)	10:01 (10)	15:13 (7)	5:08										
	5:09	5:12											
7	480	<b>AUCKLAND Rhona</b>	GBR	11 MAY 1993	20:25	0:45							
		<table border="1" style="display: inline-table; border-collapse: collapse;"> <tr> <td style="padding: 2px;">4:57 (28)</td> <td style="padding: 2px;">10:02 (12)</td> <td style="padding: 2px;">15:14 (8)</td> <td style="padding: 2px;">5:11</td> </tr> <tr> <td style="padding: 2px;"></td> <td style="padding: 2px;">5:05</td> <td style="padding: 2px;">5:12</td> <td style="padding: 2px;"></td> </tr> </table>	4:57 (28)	10:02 (12)	15:14 (8)	5:11		5:05	5:12				
4:57 (28)	10:02 (12)	15:14 (8)	5:11										
	5:05	5:12											
8	502	<b>WEIGHTMAN Laura</b>	GBR	1 JUL 1991	20:28	0:48							
		<table border="1" style="display: inline-table; border-collapse: collapse;"> <tr> <td style="padding: 2px;">4:53 (14)</td> <td style="padding: 2px;">9:59 (8)</td> <td style="padding: 2px;">15:14 (9)</td> <td style="padding: 2px;">5:14</td> </tr> <tr> <td style="padding: 2px;"></td> <td style="padding: 2px;">5:06</td> <td style="padding: 2px;">5:15</td> <td style="padding: 2px;"></td> </tr> </table>	4:53 (14)	9:59 (8)	15:14 (9)	5:14		5:06	5:15				
4:53 (14)	9:59 (8)	15:14 (9)	5:14										
	5:06	5:15											
9	509	<b>HARRER Corinna</b>	GER	19 JAN 1991	20:32	0:52							
		<table border="1" style="display: inline-table; border-collapse: collapse;"> <tr> <td style="padding: 2px;">4:52 (2)</td> <td style="padding: 2px;">9:59 (9)</td> <td style="padding: 2px;">15:13 (6)</td> <td style="padding: 2px;">5:19</td> </tr> <tr> <td style="padding: 2px;"></td> <td style="padding: 2px;">5:07</td> <td style="padding: 2px;">5:14</td> <td style="padding: 2px;"></td> </tr> </table>	4:52 (2)	9:59 (9)	15:13 (6)	5:19		5:07	5:14				
4:52 (2)	9:59 (9)	15:13 (6)	5:19										
	5:07	5:14											
10	599	<b>FAZLITDINOVA Gulshat</b>	RUS	28 AUG 1992	20:37	0:57							
		<table border="1" style="display: inline-table; border-collapse: collapse;"> <tr> <td style="padding: 2px;">4:52 (10)</td> <td style="padding: 2px;">9:59 (7)</td> <td style="padding: 2px;">15:20 (11)</td> <td style="padding: 2px;">5:17</td> </tr> <tr> <td style="padding: 2px;"></td> <td style="padding: 2px;">5:07</td> <td style="padding: 2px;">5:21</td> <td style="padding: 2px;"></td> </tr> </table>	4:52 (10)	9:59 (7)	15:20 (11)	5:17		5:07	5:21				
4:52 (10)	9:59 (7)	15:20 (11)	5:17										
	5:07	5:21											
11	608	<b>SOKOLENKO Ekaterina</b>	RUS	13 SEP 1992	20:45	1:05							
		<table border="1" style="display: inline-table; border-collapse: collapse;"> <tr> <td style="padding: 2px;">4:52 (3)</td> <td style="padding: 2px;">10:01 (11)</td> <td style="padding: 2px;">15:22 (12)</td> <td style="padding: 2px;">5:23</td> </tr> <tr> <td style="padding: 2px;"></td> <td style="padding: 2px;">5:09</td> <td style="padding: 2px;">5:21</td> <td style="padding: 2px;"></td> </tr> </table>	4:52 (3)	10:01 (11)	15:22 (12)	5:23		5:09	5:21				
4:52 (3)	10:01 (11)	15:22 (12)	5:23										
	5:09	5:21											
12	607	<b>RIAZANTCEVA Svetlana</b>	RUS	28 NOV 1992	20:47	1:07							
		<table border="1" style="display: inline-table; border-collapse: collapse;"> <tr> <td style="padding: 2px;">4:56 (23)</td> <td style="padding: 2px;">10:10 (20)</td> <td style="padding: 2px;">15:34 (16)</td> <td style="padding: 2px;">5:13</td> </tr> <tr> <td style="padding: 2px;"></td> <td style="padding: 2px;">5:14</td> <td style="padding: 2px;">5:24</td> <td style="padding: 2px;"></td> </tr> </table>	4:56 (23)	10:10 (20)	15:34 (16)	5:13		5:14	5:24				
4:56 (23)	10:10 (20)	15:34 (16)	5:13										
	5:14	5:24											
13	642	<b>AYDEMIR Esma</b>	TUR	1 JAN 1992	20:50	1:10							
		<table border="1" style="display: inline-table; border-collapse: collapse;"> <tr> <td style="padding: 2px;">4:53 (11)</td> <td style="padding: 2px;">10:09 (18)</td> <td style="padding: 2px;">15:35 (20)</td> <td style="padding: 2px;">5:15</td> </tr> <tr> <td style="padding: 2px;"></td> <td style="padding: 2px;">5:16</td> <td style="padding: 2px;">5:26</td> <td style="padding: 2px;"></td> </tr> </table>	4:53 (11)	10:09 (18)	15:35 (20)	5:15		5:16	5:26				
4:53 (11)	10:09 (18)	15:35 (20)	5:15										
	5:16	5:26											
14	558	<b>KOSTER Maureen</b>	NED	3 JUL 1992	20:51	1:11							
		<table border="1" style="display: inline-table; border-collapse: collapse;"> <tr> <td style="padding: 2px;">4:52 (9)</td> <td style="padding: 2px;">9:53 (6)</td> <td style="padding: 2px;">15:17 (10)</td> <td style="padding: 2px;">5:34</td> </tr> <tr> <td style="padding: 2px;"></td> <td style="padding: 2px;">5:01</td> <td style="padding: 2px;">5:24</td> <td style="padding: 2px;"></td> </tr> </table>	4:52 (9)	9:53 (6)	15:17 (10)	5:34		5:01	5:24				
4:52 (9)	9:53 (6)	15:17 (10)	5:34										
	5:01	5:24											
15	511	<b>KRAUSE Gesa-Felicitas</b>	GER	3 AUG 1992	20:53	1:13							
		<table border="1" style="display: inline-table; border-collapse: collapse;"> <tr> <td style="padding: 2px;">4:57 (27)</td> <td style="padding: 2px;">10:11 (21)</td> <td style="padding: 2px;">15:32 (15)</td> <td style="padding: 2px;">5:21</td> </tr> <tr> <td style="padding: 2px;"></td> <td style="padding: 2px;">5:14</td> <td style="padding: 2px;">5:21</td> <td style="padding: 2px;"></td> </tr> </table>	4:57 (27)	10:11 (21)	15:32 (15)	5:21		5:14	5:21				
4:57 (27)	10:11 (21)	15:32 (15)	5:21										
	5:14	5:21											
16	479	<b>ANDREWS Jessica</b>	GBR	1 OCT 1992	20:53	1:13							
		<table border="1" style="display: inline-table; border-collapse: collapse;"> <tr> <td style="padding: 2px;">4:54 (18)</td> <td style="padding: 2px;">10:04 (13)</td> <td style="padding: 2px;">15:29 (14)</td> <td style="padding: 2px;">5:24</td> </tr> <tr> <td style="padding: 2px;"></td> <td style="padding: 2px;">5:10</td> <td style="padding: 2px;">5:25</td> <td style="padding: 2px;"></td> </tr> </table>	4:54 (18)	10:04 (13)	15:29 (14)	5:24		5:10	5:25				
4:54 (18)	10:04 (13)	15:29 (14)	5:24										
	5:10	5:25											

INTERNET Service: [www.european-athletics.org](http://www.european-athletics.org)

Timing & Data Service by OMEGA

printed at SUN 8 DEC 2013 12:00

Page 1 of 4




## Detailed Results

### U23 Women

Distance: 6000m  
8 DEC 2013  
Start Time: 11:30

Rank	Bib	Name	Nat	Date of Birth	Result	Time Behind	
					1500m	3000m	4500m
33	662	<b>SHMATENKO Iuliia</b>	UKR	10 OCT 1991	<b>21:22</b>	1:42	
					4:53 (13)	10:07 (15)	15:46 (25)
						5:14	5:39
							5:36
34	573	<b>NAPIERAJ Dominika</b>	POL	12 DEC 1991	<b>21:26</b>	1:46	
					4:56 (26)	10:06 (14)	15:34 (17)
						5:10	5:28
							5:52
35	411	<b>SAVINA Nina</b>	BLR	21 JUL 1993	<b>21:28</b>	1:48	
					5:04 (45)	10:26 (38)	16:01 (36)
						5:22	5:35
							5:27
36	517	<b>TRÄNKLE Melina</b>	GER	21 DEC 1992	<b>21:31</b>	1:51	
					5:00 (38)	10:23 (35)	15:54 (35)
						5:23	5:31
							5:37
37	568	<b>BRZEZINSKA Aleksandra</b>	POL	30 JUL 1991	<b>21:33</b>	1:53	
					4:58 (33)	10:22 (32)	15:52 (34)
						5:24	5:30
							5:41
38	657	<b>DUNKAN Ganna</b>	UKR	8 JAN 1993	<b>21:41</b>	2:01	
					4:58 (31)	10:35 (45)	16:14 (42)
						5:37	5:39
							5:27
39	539	<b>GALIMBERTI Sara</b>	ITA	12 DEC 1991	<b>21:43</b>	2:03	
					4:57 (29)	10:24 (37)	16:08 (39)
						5:27	5:44
							5:35
40	470	<b>JAROUSSEAU Cecile</b>	FRA	13 MAR 1993	<b>21:46</b>	2:06	
					4:59 (34)	10:27 (39)	16:05 (38)
						5:28	5:38
							5:41
41	503	<b>AMRHEIN Fabienne</b>	GER	25 NOV 1992	<b>21:48</b>	2:08	
					5:05 (48)	10:37 (47)	16:14 (43)
						5:32	5:37
							5:34
42	616	<b>SIMOVIC Teodora</b>	SRB	27 OCT 1993	<b>21:53</b>	2:13	
					4:55 (19)	10:35 (44)	16:16 (45)
						5:40	5:41
							5:37
43	551	<b>VIOLA Giulia</b>	ITA	24 APR 1991	<b>21:55</b>	2:15	
					4:54 (17)	10:13 (23)	16:09 (40)
						5:19	5:56
							5:46
44	544	<b>MERLO Martina</b>	ITA	19 FEB 1993	<b>21:56</b>	2:16	
					5:02 (43)	10:34 (43)	16:17 (46)
						5:32	5:43
							5:39
45	464	<b>CHARKAOUI Fatima</b>	FRA	12 SEP 1992	<b>21:57</b>	2:17	
					5:05 (49)	10:43 (50)	16:27 (51)
						5:38	5:44
							5:30
46	639	<b>ADANIR Seyran</b>	TUR	12 JAN 1993	<b>21:59</b>	2:19	
					4:57 (30)	10:30 (41)	16:16 (44)
						5:33	5:46
							5:43
47	577	<b>WACLAWSKA Natalia</b>	POL	9 APR 1991	<b>22:00</b>	2:20	
					5:00 (37)	10:27 (40)	16:13 (41)
						5:27	5:46
							5:47
48	584	<b>GODINHO Susana</b>	POR	5 JUL 1992	<b>22:01</b>	2:21	
					5:07 (52)	10:44 (53)	16:25 (50)
						5:37	5:41
							5:36

INTERNET Service: [www.european-athletics.org](http://www.european-athletics.org)

Timing & Data Service by  OMEGA

printed at SUN 8 DEC 2013 12:00


Page 3 of 4

### Detailed Results U23 Women

Rank	Bib	Name	Nat	Date of Birth	Result	Time Behind
		1500m		3000m		4500m
49	580	<b>CARVALHO Catarina</b>	POR	1 MAR 1992	22:01	2:21
		5:07 (53)		10:43 (51)	16:25 (49)	5:36
				5:36	5:42	
50	632	<b>BORGLUND Elin</b>	SWE	12 NOV 1991	22:03	2:23
		5:09 (57)		10:43 (49)	16:25 (48)	5:38
				5:34	5:42	
51	473	<b>LECOQ Salome</b>	FRA	1 MAY 1991	22:05	2:25
		5:01 (41)		10:36 (46)	16:21 (47)	5:44
				5:35	5:45	
52	590	<b>SANTOS Catia</b>	POR	9 OCT 1992	22:13	2:33
		5:05 (50)		10:44 (52)	16:29 (53)	5:44
				5:39	5:45	
53	600	<b>FEDOROVA Anna</b>	RUS	24 JAN 1993	22:16	2:36
		5:06 (51)		10:43 (48)	16:28 (52)	5:48
				5:37	5:45	
54	506	<b>FRANK Annika</b>	GER	5 JUN 1992	22:22	2:42
		5:15 (59)		10:55 (58)	16:44 (56)	5:38
				5:40	5:49	
55	471	<b>JOLY TESTAULT Marion</b>	FRA	17 JUL 1991	22:24	2:44
		5:08 (55)		10:44 (54)	16:34 (54)	5:50
				5:36	5:50	
56	547	<b>PAPAGNA Laura</b>	ITA	11 AUG 1991	22:29	2:49
		5:11 (58)		10:52 (56)	16:41 (55)	5:48
				5:41	5:49	
57	585	<b>MARTINS Marta</b>	POR	15 JAN 1992	22:39	2:59
		5:08 (54)		10:48 (55)	16:45 (57)	5:54
				5:40	5:57	
58	533	<b>ABATE Virginia Maria</b>	ITA	6 JAN 1993	22:54	3:14
		5:16 (61)		11:03 (59)	16:58 (58)	5:56
				5:47	5:55	
59	622	<b>AUF DER MAUR Priska</b>	SUI	17 MAR 1992	23:09	3:29
		5:16 (60)		11:04 (60)	17:03 (59)	6:06
				5:48	5:59	
60	640	<b>AKPINAR Sabahat</b>	TUR	20 JUL 1993	23:21	3:41
		5:08 (56)		11:10 (61)	17:24 (60)	5:57
				6:02	6:14	
61	553	<b>JAKUBJANECA Diana</b>	LAT	22 JAN 1992	23:46	4:06
		5:19 (62)		11:23 (62)	17:37 (61)	6:09
				6:04	6:14	
	406	<b>VANGANSBEKE Zenobie</b>	BEL	4 NOV 1992	DNF	
		5:05 (47)		10:53 (57)		
				5:48		

**Legend**  
DNF Did not Finish

INTERNET Service: [www.european-athletics.org](http://www.european-athletics.org)

Timing & Data Service by  OMEGA

## Team Results U23 Women

Distance: 6000m  
8 DEC 2013  
Start Time: 11:30

Rank	Nation	Bib	Name	Time	Pos	Points
<b>1</b>	<b>Great Britain &amp; NI (GBR)</b>					<b>19</b>
		494	PURDUE Charlotte	19:49		3
		481	AVERY Kate	19:56		4
		492	PARTRIDGE Lily	20:10		5
		480	AUCKLAND Rhona	20:25		7
		502	WEIGHTMAN Laura	20:28	8	
		479	ANDREWS Jessica	20:53	16	
<b>2</b>	<b>Russia (RUS)</b>					<b>54</b>
		599	FAZLITDINOVA Gulshat	20:37		10
		608	SOKOLENKO Ekaterina	20:45		11
		607	RIAZANTCEVA Svetlana	20:47		12
		604	LITVINOVA Luiza	20:56		21
		600	FEDOROVA Anna	22:16	53	
<b>3</b>	<b>Netherlands (NED)</b>					<b>70</b>
		557	HASSAN Sifan	19:40		1
		558	KOSTER Maureen	20:51		14
		560	VAN LIESHOUT Irene	21:04		23
		559	VAN HAL Marlin	21:22		32
<b>4</b>	<b>Turkey (TUR)</b>					<b>74</b>
		642	AYDEMIR Esmâ	20:50		13
		643	BÜYÜKBEZGIN Burcu	20:54		17
		646	EYTEMIS Sevilay	20:56		20
		650	KARABULUT Elif	21:05		24
		639	ADANIR Seyran	21:59	46	
		640	AKPINAR Sabahat	23:21	60	
<b>5</b>	<b>Germany (GER)</b>					<b>87</b>
		509	HARRER Corinna	20:32		9
		511	KRAUSE Gesa-Felicitas	20:53		15
		515	REISCHMANN Anne	21:10		27
		517	TRÄNKLE Melina	21:31		36
		503	AMRHEIN Fabienne	21:48	41	
		506	FRANK Annika	22:22	54	
<b>6</b>	<b>Poland (POL)</b>					<b>115</b>
		572	MIKIEWICZ Paulina	20:54		18
		570	KACZYNSKA Paulina	21:09		26
		573	NAPIERAJ Dominika	21:26		34
		568	BRZEZINSKA Aleksandra	21:33		37
		577	WACLAWSKA Natalia	22:00	47	
<b>7</b>	<b>France (FRA)</b>					<b>116</b>
		478	WESTPHAL Liv	20:21		6
		465	CHEVALIER GARENNE Floriane	21:05		25
		470	JAROUSSEAU Cecile	21:46		40
		464	CHARKAOUI Fatima	21:57		45
		473	LECOQ Salome	22:05	51	
		471	JOLY TESTAULT Marion	22:24	55	
<b>8</b>	<b>Italy (ITA)</b>					<b>156</b>
		534	BOTTINI Laura	21:14		30
		539	GALIMBERTI Sara	21:43		39
		551	VIOLA Giulia	21:55		43
		544	MERLO Martina	21:56		44
		547	PAPAGNA Laura	22:29	56	
		533	ABATE Virginia Maria	22:54	58	

Team Results  
U23 Women

Distance: 6000m  
8 DEC 2013  
Start Time: 11:30


Rank	Nation	Bib	Name	Time	Pos	Points
9	Portugal (POR)					206
		584	GODINHO Susana	22:01		48
		580	CARVALHO Catarina	22:01		49
		590	SANTOS Catia	22:13		52
		585	MARTINS Marta	22:39		57

## Results Junior Men

Distance: 6000m  
8 DEC 2013  
Start Time: 10:43

Rank	Bib	Name	Nat	Date of Birth	Result	Time Behind
1	304	KAYA Ali	TUR	20 APR 1994	17:49	
2	24	KIMELI Isaac	BEL	9 MAR 1994	17:51	0:02
3	250	STRELKOV Mikhail	RUS	25 JUL 1994	18:05	0:16
4	110	DAVIES Jonathan	GBR	28 OCT 1994	18:06	0:17
5	187	DINI Lorenzo	ITA	2 OCT 1994	18:06	0:17
6	105	SADDEDINE Alexandre	FRA	29 SEP 1994	18:12	0:23
7	185	CRIPPA Yemaneberhan	ITA	15 OCT 1996	18:14	0:25
8	20	CASTEELE Steven	BEL	11 JUL 1994	18:16	0:27
9	176	TOBIN Seán	IRL	20 JUL 1994	18:18	0:29
10	242	BAKHAREV Viktor	RUS	5 MAY 1994	18:20	0:31
11	246	NOVIKOV Aleksandr	RUS	1 SEP 1995	18:22	0:33
12	90	BELHADJ Mehdi	FRA	10 JUN 1995	18:22	0:33
13	210	DE MARE Jorijn	NED	28 JAN 1994	18:23	0:34
14	104	MIELLET Alexis	FRA	5 MAY 1995	18:25	0:36
15	124	SHIRLING Matthew	GBR	5 OCT 1995	18:26	0:37
16	98	HUEBER MOOSBRUGGER Maxime	FRA	29 APR 1996	18:29	0:40
17	11	FRANZMAIR Nikolaus	AUT	18 FEB 1995	18:30	0:41
18	188	DINI Samuele	ITA	2 OCT 1994	18:31	0:42
19	301	ELKATMIS Saffet	TUR	1 NOV 1995	18:31	0:42
20	38	BOŠNJAK Dino	CRO	21 JAN 1994	18:31	0:42
21	310	HORODYNSKY Bohdan-Ivan	UKR	18 MAY 1994	18:33	0:44
22	108	CALLEGARI Michael	GBR	1 SEP 1994	18:35	0:46
23	81	PARDO Santiago	ESP	21 SEP 1996	18:38	0:49
24	226	MARQUES Miguel	POR	10 JAN 1995	18:39	0:50
25	184	CRIPPA Nekagenet	ITA	16 SEP 1994	18:40	0:51
26	125	SHORT Alexander	GBR	7 JAN 1994	18:42	0:53
27	243	GADELSHIN Vildan	RUS	12 APR 1995	18:43	0:54
28	316	YAKYMCHUK Maksym	UKR	7 JUN 1994	18:43	0:54
29	109	CRABTREE Jack	GBR	13 SEP 1996	18:45	0:56
30	58	HANSEN Anders Lund	DEN	5 DEC 1994	18:45	0:56
31	123	MILLER Zak	GBR	21 MAR 1997	18:46	0:57
32	278	UNGERSBOECK Pascal	SUI	25 JUN 1994	18:47	0:58
33	143	REINHARDT Philipp	GER	6 MAR 1994	18:48	0:59
34	151	KOVÁCS Benjamin	HUN	24 JAN 1995	18:50	1:01
35	78	MAYO Carlos	ESP	18 SEP 1995	18:50	1:01
36	214	VAN NUNEN Bart	NED	24 SEP 1995	18:50	1:01
37	147	TEWOLDE Kidane	GER	8 MAR 1996	18:52	1:03
38	73	GARCÍA Jaime	ESP	25 AUG 1994	18:52	1:03
39	139	MOTSCHMANN Lukas	GER	3 AUG 1994	18:55	1:06
40	159	COSCORAN Andrew	IRL	18 JUN 1996	18:55	1:06
41	303	KARABULAK Suat	TUR	20 APR 1994	18:57	1:08
42	62	SIMONSEN Jacob	DEN	1 JAN 1995	18:58	1:09
43	199	ZOGLAMI Osama	ITA	19 JUN 1994	18:58	1:09
44	135	HEESE Jost-Lennart	GER	6 AUG 1994	18:59	1:10

INTERNET Service: [www.european-athletics.org](http://www.european-athletics.org)

Timing & Data Service by  OMEGA

printed at SUN 8 DEC 2013 11:13


Page 1 of 3

## Results Junior Men

Distance: 6000m  
8 DEC 2013  
Start Time: 10:43

Rank	Bib	Name	Nat	Date of Birth	Result	Time Behind
45	284	JANSSON Andreas	SWE	7 APR 1996	18:59	1:10
46	50	ZEMANÍK Jakub	CZE	21 JUN 1995	19:02	1:13
47	163	HANLON Aaron	IRL	10 AUG 1995	19:02	1:13
48	196	QUAZZOLA Italo	ITA	10 MAY 1994	19:02	1:13
49	82	QUIÑONES Ismael	ESP	17 FEB 1994	19:04	1:15
50	213	VAN EEKELEN Roy	NED	4 MAY 1995	19:04	1:15
51	142	RAMDANE CHERIF Tim	GER	14 APR 1994	19:04	1:15
52	211	STAAL Tommy	NED	18 AUG 1994	19:09	1:20
53	296	ÇEÇEN Hakan	TUR	5 SEP 1994	19:09	1:20
54	279	WANDERS Julien	SUI	18 MAR 1996	19:11	1:22
55	222	WRÓBEL Bartosz	POL	10 JAN 1995	19:12	1:23
56	307	TEKAL Ersin	TUR	30 AUG 1995	19:12	1:23
57	280	WIDMER Oliver	SUI	21 JUL 1994	19:13	1:24
58	237	DRAGUSIN Ionut Valentin	ROU	12 APR 1996	19:14	1:25
59	99	KLEIN Theodore	FRA	14 NOV 1994	19:15	1:26
60	286	LEVAY William	SWE	27 AUG 1996	19:15	1:26
61	162	FINNEGAN Ruairi	IRL	14 JUL 1994	19:16	1:27
62	40	JOSIPOVIC Jure	CRO	5 JAN 1996	19:17	1:28
63	32	CHEPIKAU Anton	BLR	25 JAN 1994	19:17	1:28
64	153	PÁPAI Márton	HUN	10 APR 1995	19:17	1:28
65	49	SADLO Dominik	CZE	31 AUG 1995	19:18	1:29
66	51	ZENKL Adam	CZE	1 DEC 1995	19:19	1:30
67	44	FRIŠ Jan	CZE	19 DEC 1995	19:21	1:32
68	41	MALIC Ivan	CRO	13 NOV 1995	19:22	1:33
69	262	BURSAC Nikola	SRB	2 AUG 1995	19:23	1:34
70	45	HAVLÍČEK Josef	CZE	28 MAR 1994	19:27	1:38
71	251	VIKULOV Alexey	RUS	14 APR 1995	19:29	1:40
72	308	ANTONIUK Viacheslav	UKR	13 JUN 1995	19:32	1:43
73	266	KUTLEŠIĆ Uroš	SRB	13 DEC 1995	19:32	1:43
74	227	PESSOAS Ruben	POR	11 SEP 1994	19:33	1:44
75	294	BEKMEZCI Süleyman	TUR	15 NOV 1995	19:34	1:45
76	150	KIRÁLY István	HUN	26 AUG 1994	19:34	1:45
77	289	STENSJÖ Gustaf	SWE	5 JAN 1996	19:36	1:47
78	235	BARBUT Andrei Ionut	ROU	27 FEB 1994	19:36	1:47
79	309	FILIUK Serhii	UKR	14 NOV 1994	19:37	1:48
80	283	ZUBOR Patrik	SVK	3 MAY 1995	19:39	1:50
81	206	BUTKEVICIUS Dominykas	LTU	12 MAR 1995	19:40	1:51
82	52	ABRAHAMSEN Jakob Dybdal	DEN	29 JUL 1994	19:40	1:51
83	154	SZÖGI István	HUN	12 SEP 1995	19:42	1:53
84	37	YOTOVSKI Aleksandar	BUL	23 JUL 1995	19:44	1:55
85	168	MULCAIRE Kevin	IRL	19 NOV 1997	19:47	1:58
86	43	SRŠA Martin	CRO	28 MAR 1994	19:48	1:59
87	138	MOTSCHMANN Johannes	GER	3 AUG 1994	19:48	1:59
88	268	MITROVIC Milan	SRB	14 APR 1994	19:49	2:00

INTERNET Service: [www.european-athletics.org](http://www.european-athletics.org)

Timing & Data Service by  OMEGA

printed at SUN 8 DEC 2013 11:13

Page 2 of 3



### Detailed Results Junior Men

Rank	Bib	Name	Nat	Date of Birth	Result	Time Behind			
							1500m	3000m	4500m
1	304	<b>KAYA Ali</b>	TUR	20 APR 1994	17:49				
						4:23 (23)	8:51 (1)	13:23 (1)	4:26
2	24	<b>KIMELI Isaac</b>	BEL	9 MAR 1994	17:51	0:02			
						4:22 (6)	8:51 (2)	13:24 (2)	4:33
3	250	<b>STRELKOV Mikhail</b>	RUS	25 JUL 1994	18:05	0:16			
						4:21 (3)	8:52 (3)	13:29 (3)	4:36
4	110	<b>DAVIES Jonathan</b>	GBR	28 OCT 1994	18:06	0:17			
						4:22 (5)	8:59 (5)	13:38 (6)	4:28
5	187	<b>DINI Lorenzo</b>	ITA	2 OCT 1994	18:06	0:17			
						4:22 (4)	8:59 (6)	13:37 (4)	4:29
6	105	<b>SADDEDINE Alexandre</b>	FRA	29 SEP 1994	18:12	0:23			
						4:22 (8)	8:59 (4)	13:38 (8)	4:34
7	185	<b>CRIPPA Yemaneberhan</b>	ITA	15 OCT 1996	18:14	0:25			
						4:22 (16)	8:59 (7)	13:37 (5)	4:37
8	20	<b>CASTEELE Steven</b>	BEL	11 JUL 1994	18:16	0:27			
						4:22 (15)	8:59 (9)	13:38 (7)	4:38
9	176	<b>TOBIN Seán</b>	IRL	20 JUL 1994	18:18	0:29			
						4:23 (25)	9:00 (13)	13:40 (9)	4:38
10	242	<b>BAKHAREV Viktor</b>	RUS	5 MAY 1994	18:20	0:31			
						4:22 (8)	8:59 (8)	13:41 (11)	4:39
11	246	<b>NOVIKOV Aleksandr</b>	RUS	1 SEP 1995	18:22	0:33			
						4:22 (19)	9:03 (19)	13:46 (16)	4:36
12	90	<b>BELHADJ Mehdi</b>	FRA	10 JUN 1995	18:22	0:33			
						4:22 (10)	9:00 (12)	13:41 (10)	4:41
13	210	<b>DE MARE Jorijn</b>	NED	28 JAN 1994	18:23	0:34			
						4:25 (45)	9:00 (18)	13:48 (19)	4:35
14	104	<b>MIELLET Alexis</b>	FRA	5 MAY 1995	18:25	0:36			
						4:22 (12)	9:00 (15)	13:44 (13)	4:41
15	124	<b>SHIRLING Matthew</b>	GBR	5 OCT 1995	18:26	0:37			
						4:22 (17)	9:00 (14)	13:47 (17)	4:39
16	98	<b>HUEBER MOOSBRUGGER Maxime</b>	FRA	29 APR 1996	18:29	0:40			
						4:22 (11)	9:00 (11)	13:44 (14)	4:45

## Detailed Results Junior Men

Distance: 6000m  
8 DEC 2013  
Start Time: 10:43


Rank	Bib	Name	Nat	Date of Birth	Result	Time Behind			
							1500m	3000m	4500m
17	11	<b>FRANZMAIR Nikolaus</b>	AUT	18 FEB 1995	<b>18:30</b>	0:41			
							4:26 (58)	9:09 (38)	13:56 (27)
							4:43	4:47	4:34
18	188	<b>DINI Samuele</b>	ITA	2 OCT 1994	<b>18:31</b>	0:42			
							4:21 (1)	9:00 (16)	13:45 (15)
							4:39	4:45	4:46
19	301	<b>ELKATMIS Saffet</b>	TUR	1 NOV 1995	<b>18:31</b>	0:42			
							4:22 (14)	8:59 (10)	13:43 (12)
							4:37	4:44	4:48
20	38	<b>BOŠNJAK Dino</b>	CRO	21 JAN 1994	<b>18:31</b>	0:42			
							4:28 (64)	9:08 (32)	13:53 (20)
							4:40	4:45	4:38
21	310	<b>HORODYNSKY Bohdan-Ivan</b>	UKR	18 MAY 1994	<b>18:33</b>	0:44			
							4:27 (59)	9:08 (33)	13:56 (25)
							4:41	4:48	4:37
22	108	<b>CALLEGARI Michael</b>	GBR	1 SEP 1994	<b>18:35</b>	0:46			
							4:23 (30)	9:06 (28)	13:55 (22)
							4:43	4:49	4:40
23	81	<b>PARDO Santiago</b>	ESP	21 SEP 1996	<b>18:38</b>	0:49			
							4:25 (44)	9:07 (30)	13:54 (21)
							4:42	4:47	4:44
24	226	<b>MARQUES Miguel</b>	POR	10 JAN 1995	<b>18:39</b>	0:50			
							4:25 (40)	9:09 (34)	13:56 (24)
							4:44	4:47	4:43
25	184	<b>CRIPPA Nekagenet</b>	ITA	16 SEP 1994	<b>18:40</b>	0:51			
							4:23 (29)	9:06 (26)	13:55 (23)
							4:43	4:49	4:45
26	125	<b>SHORT Alexander</b>	GBR	7 JAN 1994	<b>18:42</b>	0:53			
							4:23 (24)	9:00 (17)	13:48 (18)
							4:37	4:48	4:54
27	243	<b>GADELSHIN Vildan</b>	RUS	12 APR 1995	<b>18:43</b>	0:54			
							4:22 (7)	9:06 (27)	13:59 (32)
							4:44	4:53	4:44
28	316	<b>YAKYMCHUK Maksym</b>	UKR	7 JUN 1994	<b>18:43</b>	0:54			
							4:23 (32)	9:05 (24)	13:57 (29)
							4:42	4:52	4:46
29	109	<b>CRABTREE Jack</b>	GBR	13 SEP 1996	<b>18:45</b>	0:56			
							4:23 (20)	9:05 (23)	13:59 (31)
							4:42	4:54	4:46
30	58	<b>HANSEN Anders Lund</b>	DEN	5 DEC 1994	<b>18:45</b>	0:56			
							4:25 (42)	9:07 (29)	13:58 (30)
							4:42	4:51	4:47
31	123	<b>MILLER Zak</b>	GBR	21 MAR 1997	<b>18:46</b>	0:57			
							4:23 (22)	9:04 (20)	13:56 (26)
							4:41	4:52	4:50
32	278	<b>UNGERSBOECK Pascal</b>	SUI	25 JUN 1994	<b>18:47</b>	0:58			
							4:26 (55)	9:14 (43)	14:08 (40)
							4:48	4:54	4:39

## Detailed Results Junior Men

Distance: 6000m  
8 DEC 2013  
Start Time: 10:43

Rank	Bib	Name	Nat	Date of Birth	Result	Time Behind	
					1500m	3000m	4500m
33	143	<b>REINHARDT Philipp</b>	GER	6 MAR 1994	18:48	0:59	
					4:24 (35)	9:09 (37)	14:05 (36)
					4:45	4:56	4:43
34	151	<b>KOVÁCS Benjamin</b>	HUN	24 JAN 1995	18:50	1:01	
					4:21 (2)	9:04 (21)	14:00 (33)
					4:43	4:56	4:50
35	78	<b>MAYO Carlos</b>	ESP	18 SEP 1995	18:50	1:01	
					4:22 (18)	9:06 (25)	14:00 (34)
					4:44	4:54	4:50
36	214	<b>VAN NUNEN Bart</b>	NED	24 SEP 1995	18:50	1:01	
					4:31 (80)	9:15 (46)	14:04 (35)
					4:44	4:49	4:46
37	147	<b>TEWOLDE Kidane</b>	GER	8 MAR 1996	18:52	1:03	
					4:31 (76)	9:17 (54)	14:08 (41)
					4:46	4:51	4:44
38	73	<b>GARCÍA Jaime</b>	ESP	25 AUG 1994	18:52	1:03	
					4:23 (26)	9:09 (36)	14:05 (37)
					4:46	4:56	4:47
39	139	<b>MOTSCHMANN Lukas</b>	GER	3 AUG 1994	18:55	1:06	
					4:24 (36)	9:10 (39)	14:05 (38)
					4:46	4:55	4:50
40	159	<b>COSCORAN Andrew</b>	IRL	18 JUN 1996	18:55	1:06	
					4:28 (62)	9:17 (53)	14:17 (49)
					4:49	5:00	4:38
41	303	<b>KARABULAK Suat</b>	TUR	20 APR 1994	18:57	1:08	
					4:23 (28)	9:05 (22)	13:57 (28)
					4:42	4:52	5:00
42	62	<b>SIMONSEN Jacob</b>	DEN	1 JAN 1995	18:58	1:09	
					4:30 (73)	9:20 (58)	14:10 (45)
					4:50	4:50	4:48
43	199	<b>ZOGLAMI Osama</b>	ITA	19 JUN 1994	18:58	1:09	
					4:24 (37)	9:08 (31)	14:06 (39)
					4:44	4:58	4:52
44	135	<b>HEESE Jost-Lennart</b>	GER	6 AUG 1994	18:59	1:10	
					4:24 (39)	9:16 (49)	14:15 (48)
					4:52	4:59	4:44
45	284	<b>JANSSON Andreas</b>	SWE	7 APR 1996	18:59	1:10	
					4:28 (63)	9:17 (55)	14:10 (43)
					4:49	4:53	4:49
46	50	<b>ZEMANÍK Jakub</b>	CZE	21 JUN 1995	19:02	1:13	
					4:36 (94)	9:29 (79)	14:26 (70)
					4:53	4:57	4:36
47	163	<b>HANLON Aaron</b>	IRL	10 AUG 1995	19:02	1:13	
					4:26 (54)	9:15 (47)	14:10 (44)
					4:49	4:55	4:52
48	196	<b>QUAZZOLA Italo</b>	ITA	10 MAY 1994	19:02	1:13	
					4:36 (96)	9:26 (68)	14:22 (59)
					4:50	4:56	4:40

INTERNET Service: [www.european-athletics.org](http://www.european-athletics.org)

Timing & Data Service by  OMEGA

printed at SUN 8 DEC 2013 11:15


Page 3 of 8

## Detailed Results Junior Men

Distance: 6000m  
8 DEC 2013  
Start Time: 10:43

Rank	Bib	Name	Nat	Date of Birth	Result	Time Behind			
							1500m	3000m	4500m
49	82	<b>QUIÑONES Ismael</b>	ESP	17 FEB 1994	<b>19:04</b>	1:15			
							4:25 (46)	9:11 (40)	14:09 (42)
								4:46	4:58
									4:55
50	213	<b>VAN EEKELN Roy</b>	NED	4 MAY 1995	<b>19:04</b>	1:15			
							4:26 (49)	9:12 (41)	14:12 (46)
								4:46	5:00
									4:52
51	142	<b>RAMDANE CHERIF Tim</b>	GER	14 APR 1994	<b>19:04</b>	1:15			
							4:24 (38)	9:16 (48)	14:13 (47)
								4:52	4:57
									4:51
52	211	<b>STAAL Tommy</b>	NED	18 AUG 1994	<b>19:09</b>	1:20			
							4:27 (61)	9:20 (59)	14:22 (58)
								4:53	5:02
									4:47
53	296	<b>ÇEÇEN Hakan</b>	TUR	5 SEP 1994	<b>19:09</b>	1:20			
							4:23 (27)	9:15 (44)	14:21 (57)
								4:52	5:06
									4:48
54	279	<b>WANDERS Julien</b>	SUI	18 MAR 1996	<b>19:11</b>	1:22			
							4:34 (90)	9:30 (80)	14:24 (61)
								4:56	4:54
									4:47
55	222	<b>WRÓBEL Bartosz</b>	POL	10 JAN 1995	<b>19:12</b>	1:23			
							4:37 (97)	9:27 (71)	14:25 (66)
								4:50	4:58
									4:47
56	307	<b>TEKAL Ersin</b>	TUR	30 AUG 1995	<b>19:12</b>	1:23			
							4:29 (71)	9:21 (64)	14:20 (55)
								4:52	4:59
									4:52
57	280	<b>WIDMER Oliver</b>	SUI	21 JUL 1994	<b>19:13</b>	1:24			
							4:34 (92)	9:29 (78)	14:24 (62)
								4:55	4:55
									4:49
58	237	<b>DRAGUSIN Ionut Valentin</b>	ROU	12 APR 1996	<b>19:14</b>	1:25			
							4:25 (43)	9:20 (61)	14:20 (56)
								4:55	5:00
									4:54
59	99	<b>KLEIN Theodore</b>	FRA	14 NOV 1994	<b>19:15</b>	1:26			
							4:24 (33)	9:15 (45)	14:19 (53)
								4:51	5:04
									4:56
60	286	<b>LEVAY William</b>	SWE	27 AUG 1996	<b>19:15</b>	1:26			
							4:33 (87)	9:28 (76)	14:28 (72)
								4:55	5:00
									4:47
61	162	<b>FINNEGAN Ruairi</b>	IRL	14 JUL 1994	<b>19:16</b>	1:27			
							4:25 (48)	9:17 (52)	14:23 (60)
								4:52	5:06
									4:53
62	40	<b>JOSIPOVIC Jure</b>	CRO	5 JAN 1996	<b>19:17</b>	1:28			
							4:26 (53)	9:13 (42)	14:17 (50)
								4:47	5:04
									5:00
63	32	<b>CHEPIKAU Anton</b>	BLR	25 JAN 1994	<b>19:17</b>	1:28			
							4:29 (69)	9:19 (57)	14:19 (52)
								4:50	5:00
									4:58
64	153	<b>PÁPAI Márton</b>	HUN	10 APR 1995	<b>19:17</b>	1:28			
							4:26 (50)	9:21 (63)	14:24 (65)
								4:55	5:03
									4:53

INTERNET Service: [www.european-athletics.org](http://www.european-athletics.org)

Timing & Data Service by  OMEGA

printed at SUN 8 DEC 2013 11:15

Page 4 of 8

## Detailed Results Junior Men

Distance: 6000m  
8 DEC 2013  
Start Time: 10:43

Rank	Bib	Name	Nat	Date of Birth	Result	Time Behind			
							1500m	3000m	4500m
65	49	<b>SADLO Dominik</b>	CZE	31 AUG 1995	<b>19:18</b>	1:29			
							4:31 (79)	9:27 (70)	14:24 (64)
								4:56	4:57
									4:54
66	51	<b>ZENKL Adam</b>	CZE	1 DEC 1995	<b>19:19</b>	1:30			
							4:35 (93)	9:28 (74)	14:26 (68)
								4:53	4:58
									4:53
67	44	<b>FRIŠ Jan</b>	CZE	19 DEC 1995	<b>19:21</b>	1:32			
							4:34 (91)	9:28 (73)	14:25 (67)
								4:54	4:57
									4:56
68	41	<b>MALIC Ivan</b>	CRO	13 NOV 1995	<b>19:22</b>	1:33			
							4:25 (41)	9:18 (56)	14:24 (63)
								4:53	5:06
									4:58
69	262	<b>BURSAC Nikola</b>	SRB	2 AUG 1995	<b>19:23</b>	1:34			
							4:28 (65)	9:25 (67)	14:31 (75)
								4:57	5:06
									4:52
70	45	<b>HAVLÍČEK Josef</b>	CZE	28 MAR 1994	<b>19:27</b>	1:38			
							4:32 (82)	9:28 (72)	14:35 (76)
								4:56	5:07
									4:52
71	251	<b>VIKULOV Alexey</b>	RUS	14 APR 1995	<b>19:29</b>	1:40			
							4:25 (47)	9:20 (62)	14:26 (69)
								4:55	5:06
									5:03
72	308	<b>ANTONIUK Viacheslav</b>	UKR	13 JUN 1995	<b>19:32</b>	1:43			
							4:34 (88)	9:31 (82)	14:36 (77)
								4:57	5:05
									4:56
73	266	<b>KUTLEŠIĆ Uroš</b>	SRB	13 DEC 1995	<b>19:32</b>	1:43			
							4:22 (13)	9:20 (60)	14:27 (71)
								4:58	5:07
									5:05
74	227	<b>PESSOAS Ruben</b>	POR	11 SEP 1994	<b>19:33</b>	1:44			
							4:33 (85)	9:35 (91)	14:42 (87)
								5:02	5:07
									4:51
75	294	<b>BEKMEZCI Süleyman</b>	TUR	15 NOV 1995	<b>19:34</b>	1:45			
							4:23 (21)	9:09 (35)	14:20 (54)
								4:46	5:11
									5:14
76	150	<b>KIRÁLY István</b>	HUN	26 AUG 1994	<b>19:34</b>	1:45			
							4:26 (52)	9:22 (65)	14:29 (74)
								4:56	5:07
									5:05
77	289	<b>STENSJÖ Gustaf</b>	SWE	5 JAN 1996	<b>19:36</b>	1:47			
							4:37 (99)	9:35 (93)	14:39 (79)
								4:58	5:04
									4:57
78	235	<b>BARBUT Andrei Ionut</b>	ROU	27 FEB 1994	<b>19:36</b>	1:47			
							4:27 (60)	9:31 (83)	14:41 (85)
								5:04	5:10
									4:55
79	309	<b>FILIUK Serhii</b>	UKR	14 NOV 1994	<b>19:37</b>	1:48			
							4:34 (89)	9:33 (89)	14:39 (80)
								4:59	5:06
									4:58
80	283	<b>ZUBOR Patrik</b>	SVK	3 MAY 1995	<b>19:39</b>	1:50			
							4:36 (95)	9:33 (88)	14:40 (82)
								4:57	5:07
									4:59

## Detailed Results Junior Men

Distance: 6000m  
8 DEC 2013  
Start Time: 10:43


Rank	Bib	Name	Nat	Date of Birth	Result	Time Behind			
					1500m	3000m	4500m		
81	206	<b>BUTKEVICIUS Dominykas</b>	LTU	12 MAR 1995	19:40	1:51			
					4:29 (70)	9:29 (77)	14:41 (86)	4:59	
						5:00	5:12		
82	52	<b>ABRAHAMSEN Jakob Dybdal</b>	DEN	29 JUL 1994	19:40	1:51			
					4:33 (84)	9:35 (92)	14:42 (88)	4:58	
						5:02	5:07		
83	154	<b>SZÖGI István</b>	HUN	12 SEP 1995	19:42	1:53			
					4:23 (31)	9:28 (75)	14:41 (84)	5:01	
						5:05	5:13		
84	37	<b>YOTOVSKI Aleksandar</b>	BUL	23 JUL 1995	19:44	1:55			
					4:29 (68)	9:24 (66)	14:37 (78)	5:07	
						4:55	5:13		
85	168	<b>MULCAIRE Kevin</b>	IRL	19 NOV 1997	19:47	1:58			
					4:29 (72)	9:30 (81)	14:42 (90)	5:05	
						5:01	5:12		
86	43	<b>SRŠA Martin</b>	CRO	28 MAR 1994	19:48	1:59			
					4:33 (86)	9:36 (95)	14:51 (94)	4:57	
						5:03	5:15		
87	138	<b>MOTSCHMANN Johannes</b>	GER	3 AUG 1994	19:48	1:59			
					4:24 (34)	9:16 (51)	14:28 (73)	5:20	
						4:52	5:12		
88	268	<b>MITROVIC Milan</b>	SRB	14 APR 1994	19:49	2:00			
					4:31 (78)	9:32 (86)	14:43 (91)	5:06	
						5:01	5:11		
89	238	<b>LEANCA Andrei</b>	ROU	30 NOV 1995	19:50	2:01			
					4:33 (83)	9:32 (87)	14:41 (83)	5:09	
						4:59	5:09		
90	229	<b>PINTO Guilherme</b>	POR	10 FEB 1994	19:51	2:02			
					4:26 (56)	9:27 (69)	14:40 (81)	5:11	
						5:01	5:13		
91	239	<b>MOTOGNA Bogdan</b>	ROU	13 JUL 1994	19:53	2:04			
					4:32 (81)	9:35 (94)	14:52 (96)	5:01	
						5:03	5:17		
92	276	<b>LUSSY Florian</b>	SUI	15 JAN 1994	19:54	2:05			
					4:38 (101)	9:42 (99)	14:52 (95)	5:02	
						5:04	5:10		
93	152	<b>MAGYAR Huba</b>	HUN	17 MAY 1996	19:56	2:07			
					4:31 (77)	9:32 (85)	14:42 (89)	5:14	
						5:01	5:10		
94	61	<b>ROSBO Joachim Weel</b>	DEN	23 FEB 1997	20:01	2:12			
					4:42 (104)	9:49 (102)	14:58 (98)	5:03	
						5:07	5:09		
95	160	<b>DOHERTY Con</b>	IRL	11 JUL 1995	20:04	2:15			
					4:37 (98)	9:37 (97)	14:50 (93)	5:14	
						5:00	5:13		
96	223	<b>BORGES Luis Miguel</b>	POR	4 OCT 1994	20:06	2:17			
					4:26 (51)	9:16 (50)	14:18 (51)	5:48	
						4:50	5:02		

### Detailed Results Junior Men

**Distance: 6000m**  
**8 DEC 2013**  
**Start Time: 10:43**

Rank	Bib	Name	Nat	Date of Birth	Result	Time Behind
		1500m		3000m		4500m
97	253	<b>GRDADOLNIK Bor</b>	SLO	2 FEB 1996	20:07	2:18
		4:42 (105)		9:49 (103) 5:07	14:58 (99) 5:09	5:09
98	240	<b>STOEAN Cristian</b>	ROU	27 APR 1997	20:14	2:25
		4:30 (74)		9:37 (96) 5:07	14:48 (92) 5:11	5:26
99	288	<b>NILSSON Alexander</b>	SWE	14 MAY 1995	20:17	2:28
		4:40 (102)		9:46 (100) 5:06	15:02 (100) 5:16	5:15
100	97	<b>HABJAOU Hamza</b>	FRA	4 DEC 1994	20:17	2:28
		4:28 (67)		9:41 (98) 5:13	15:12 (101) 5:31	5:05
101	54	<b>DAHL-JESSEN Mikkel</b>	DEN	20 DEC 1994	20:20	2:31
		4:28 (66)		9:31 (84) 5:03	14:55 (97) 5:24	5:25
102	31	<b>VUJIC Božidar</b>	BIH	11 JAN 1996	20:22	2:33
		4:47 (109)		10:00 (106) 5:13	15:14 (104) 5:14	5:08
103	264	<b>CVIJOVIC Komnen</b>	SRB	17 MAY 1995	20:27	2:38
		4:31 (75)		9:47 (101) 5:16	15:13 (102) 5:26	5:14
104	155	<b>ZARNÓCZAI Zalán</b>	HUN	4 AUG 1997	20:29	2:40
		4:44 (108)		9:56 (105) 5:12	15:14 (103) 5:18	5:15
105	270	<b>PANTIC Bogdan</b>	SRB	21 JUN 1994	20:39	2:50
		4:42 (106)		10:02 (107) 5:20	15:25 (106) 5:23	5:14
106	254	<b>GRUNFELD Kristian</b>	SLO	11 FEB 1996	20:46	2:57
		4:41 (103)		9:52 (104) 5:11	15:19 (105) 5:27	5:27
107	29	<b>KRSTIC Sreto</b>	BIH	3 JUN 1994	20:53	3:04
		4:48 (110)		10:08 (108) 5:20	15:33 (107) 5:25	5:20
108	287	<b>LINDGREN Johan</b>	SWE	30 JUN 1996	20:55	3:06
		5:24 (114)		10:37 (112) 5:13	15:49 (109) 5:12	5:06
109	30	<b>PEJCIC Vladimir</b>	BIH	29 NOV 1997	21:13	3:24
		4:48 (111)		10:15 (109) 5:27	15:47 (108) 5:32	5:26
110	259	<b>SAMIDE Jan</b>	SLO	5 APR 1994	21:19	3:30
		4:43 (107)		10:18 (110) 5:35	15:54 (111) 5:36	5:25
111	27	<b>CUKOVIC Stefan</b>	BIH	20 DEC 1997	21:56	4:07
		4:50 (112)		10:21 (111) 5:31	15:54 (110) 5:33	6:02
112	257	<b>PREGRAT Matjaz</b>	SLO	27 MAR 1995	22:02	4:13
		4:55 (113)		10:39 (113) 5:44	16:35 (112) 5:56	5:27

INTERNET Service: [www.european-athletics.org](http://www.european-athletics.org)

Timing & Data Service by  OMEGA

printed at SUN 8 DEC 2013 11:15

Page 7 of 8


Detailed Results  
Junior Men

Distance: 6000m  
8 DEC 2013  
Start Time: 10:43

Rank	Bib	Name	Nat	Date of Birth	Result	Time Behind
		1500m		3000m		4500m
236		<b>CHIS Laviniu Madalin</b>	ROU	17 MAR 1997	DNF	
		4:26 (57)				
285		<b>JOHANSSON Vidar</b>	SWE	8 OCT 1996	DNF	
		4:38 (100)		9:35 (90)		4:57
12		<b>INNERHOFER Manuel</b>	AUT	9 JUL 1995	DNS	

**Legend**  
DNF Did not Finish      DNS Did not Start

INTERNET Service: [www.european-athletics.org](http://www.european-athletics.org)

Timing & Data Service by  OMEGA

printed at SUN 8 DEC 2013 11:15

Page 8 of 8

Team Results  
Junior Men

Rank	Nation	Bib	Name	Time	Pos	Points
<b>1</b>	<b>France (FRA)</b>					<b>48</b>
		105	SADDEDINE Alexandre	18:12		6
		90	BELHADJ Mehdi	18:22		12
		104	MIELLET Alexis	18:25		14
		98	HUEBER MOOSBRUGGER Maxime	18:29		16
		99	KLEIN Theodore	19:15	59	
		97	HABJAOUI Hamza	20:17	100	
<b>2</b>	<b>Russia (RUS)</b>					<b>51</b>
		250	STRELKOV Mikhail	18:05		3
		242	BAKHAREV Viktor	18:20		10
		246	NOVIKOV Aleksandr	18:22		11
		243	GADELSHIN Vildan	18:43		27
		251	VIKULOV Alexey	19:29	71	
<b>3</b>	<b>Italy (ITA)</b>					<b>55</b>
		187	DINI Lorenzo	18:06		5
		185	CRIPPA Yemaneberhan	18:14		7
		188	DINI Samuele	18:31		18
		184	CRIPPA Nekagenet	18:40		25
		199	ZOGLAMI Osama	18:58	43	
		196	QUAZZOLA Italo	19:02	48	
<b>4</b>	<b>Great Britain &amp; NI (GBR)</b>					<b>67</b>
		110	DAVIES Jonathan	18:06		4
		124	SHIRLING Matthew	18:26		15
		108	CALLEGARI Michael	18:35		22
		125	SHORT Alexander	18:42		26
		109	CRABTREE Jack	18:45	29	
		123	MILLER Zak	18:46	31	
<b>5</b>	<b>Turkey (TUR)</b>					<b>114</b>
		304	KAYA Ali	17:49		1
		301	ELKATMIS Saffet	18:31		19
		303	KARABULAK Suat	18:57		41
		296	ÇEÇEN Hakan	19:09		53
		307	TEKAL Ersin	19:12	56	
		294	BEKMEZCI Süleyman	19:34	75	
<b>6</b>	<b>Spain (ESP)</b>					<b>145</b>
		81	PARDO Santiago	18:38		23
		78	MAYO Carlos	18:50		35
		73	GARCÍA Jaime	18:52		38
		82	QUIÑONES Ismael	19:04		49
<b>7</b>	<b>Netherlands (NED)</b>					<b>151</b>
		210	DE MARE Jorijn	18:23		13
		214	VAN NUNEN Bart	18:50		36
		213	VAN EEKELEN Roy	19:04		50
		211	STAAL Tommy	19:09		52
<b>8</b>	<b>Germany (GER)</b>					<b>153</b>
		143	REINHARDT Philipp	18:48		33
		147	TEWOLDE Kidane	18:52		37
		139	MOTSCHMANN Lukas	18:55		39
		135	HEESE Jost-Lennart	18:59		44
		142	RAMDANE CHERIF Tim	19:04	51	
		138	MOTSCHMANN Johannes	19:48	87	

Team Results  
Junior Men

Rank	Nation	Bib	Name	Time	Pos	Points
<b>9</b>	<b>Ireland (IRL)</b>					<b>157</b>
		176	TOBIN Seán	18:18		9
		159	COSCORAN Andrew	18:55		40
		163	HANLON Aaron	19:02		47
		162	FINNEGAN Ruairi	19:16		61
		168	MULCAIRE Kevin	19:47	85	
		160	DOHERTY Con	20:04	95	
<b>10</b>	<b>Ukraine (UKR)</b>					<b>200</b>
		310	HORODYNSKY Bohdan-Ivan	18:33		21
		316	YAKYMCHUK Maksym	18:43		28
		308	ANTONIUK Viacheslav	19:32		72
		309	FILIUK Serhii	19:37		79
<b>11</b>	<b>Switzerland (SUI)</b>					<b>235</b>
		278	UNGERSBOECK Pascal	18:47		32
		279	WANDERS Julien	19:11		54
		280	WIDMER Oliver	19:13		57
		276	LUSSY Florian	19:54		92
<b>12</b>	<b>Croatia (CRO)</b>					<b>236</b>
		38	BOŠNJAK Dino	18:31		20
		40	JOSIPOVIC Jure	19:17		62
		41	MALIC Ivan	19:22		68
		43	SRŠA Martin	19:48		86
<b>13</b>	<b>Czech Republic (CZE)</b>					<b>244</b>
		50	ZEMANIK Jakub	19:02		46
		49	SADLO Dominik	19:18		65
		51	ZENKL Adam	19:19		66
		44	FRIŠ Jan	19:21		67
		45	HAVLÍČEK Josef	19:27	70	
<b>14</b>	<b>Denmark (DEN)</b>					<b>248</b>
		58	HANSEN Anders Lund	18:45		30
		62	SIMONSEN Jacob	18:58		42
		52	ABRAHAMSEN Jakob Dybdal	19:40		82
		61	ROSBO Joachim Weel	20:01		94
		54	DAHL-JESSEN Mikkel	20:20	101	
<b>15</b>	<b>Hungary (HUN)</b>					<b>257</b>
		151	KOVÁCS Benjamin	18:50		34
		153	PÁPAI Márton	19:17		64
		150	KIRÁLY István	19:34		76
		154	SZÖGI István	19:42		83
		152	MAGYAR Huba	19:56	93	
		155	ZARNÓCZAI Zalán	20:29	104	
<b>16</b>	<b>Sweden (SWE)</b>					<b>281</b>
		284	JANSSON Andreas	18:59		45
		286	LEVAY William	19:15		60
		289	STENSJÖ Gustaf	19:36		77
		288	NILSSON Alexander	20:17		99
		287	LINDGREN Johan	20:55	108	
		285	JOHANSSON Vidar	DNF		
<b>17</b>	<b>Portugal (POR)</b>					<b>284</b>
		226	MARQUES Miguel	18:39		24
		227	PESSOAS Ruben	19:33		74
		229	PINTO Guilherme	19:51		90
		223	BORGES Luis Miguel	20:06		96

Team Results  
Junior Men

Distance: 6000m  
8 DEC 2013  
Start Time: 10:43


Rank	Nation	Bib	Name	Time	Pos	Points
<b>18</b>	<b>Romania (ROU)</b>					<b>316</b>
		237	DRAGUSIN Ionut Valentin	19:14		58
		235	BARBUT Andrei Ionut	19:36		78
		238	LEANCA Andrei	19:50		89
		239	MOTOGNA Bogdan	19:53		91
		240	STOEAN Cristian	20:14	98	
		236	CHIS LavinIU Madalin	DNF		
<b>19</b>	<b>Serbia (SRB)</b>					<b>333</b>
		262	BURSAC Nikola	19:23		69
		266	KUTLEŠIĆ Uroš	19:32		73
		268	MITROVIC Milan	19:49		88
		264	CVIJOVIC Komnen	20:27		103
		270	PANTIC Bogdan	20:39	105	
<b>20</b>	<b>Slovenia (SLO)</b>					<b>425</b>
		253	GRDADOLNIK Bor	20:07		97
		254	GRUNFELD Kristian	20:46		106
		259	SAMIDE Jan	21:19		110
		257	PREGRAT Matjaz	22:02		112
<b>21</b>	<b>Bosnia &amp; Herzegovina (BIH)</b>					<b>429</b>
		31	VUJIC Božidar	20:22		102
		29	KRSTIC Sreto	20:53		107
		30	PEJCIC Vladimir	21:13		109
		27	CUKOVIC Stefan	21:56		111

## Results Junior Women

Distance: 4000m  
8 DEC 2013  
Start Time: 10:00

Rank	Bib	Name	Nat	Date of Birth	Result	Time Behind
1	488	GORECKA Emelia	GBR	29 JAN 1994	13:06	
2	569	ENNAOUI Sofia	POL	30 AUG 1995	13:16	0:10
3	611	MIŠMAŠ Maruša	SLO	24 OCT 1994	13:27	0:21
4	499	TAYLOR-BROWN Georgia	GBR	15 MAR 1994	13:31	0:25
5	513	REH Alina	GER	23 MAY 1997	13:34	0:28
6	602	GULIAEVA Aleksandra	RUS	30 APR 1994	13:38	0:32
7	637	LARSSON Maria	SWE	24 MAR 1994	13:39	0:33
8	485	CLAY Bobby	GBR	19 MAY 1997	13:40	0:34
9	654	TUNA Emine Hatun	TUR	7 DEC 1995	13:40	0:34
10	514	REHBERG Maya	GER	28 APR 1994	13:41	0:35
11	487	GIBBON Jessica	GBR	19 AUG 1996	13:41	0:35
12	630	ANDERSSON Ebba	SWE	10 JUL 1997	13:44	0:38
13	500	TURNER Lydia	GBR	19 NOV 1996	13:44	0:38
14	659	KHODAKIVSKA Mariia	UKR	4 JAN 1994	13:45	0:39
15	458	KETTUNEN Oona	FIN	10 FEB 1994	13:46	0:40
16	469	GEYER-CARLES Johanna	FRA	10 OCT 1995	13:48	0:42
17	437	ESPEJO Cristina	ESP	13 OCT 1994	13:50	0:44
18	404	CARTON Louise	BEL	16 APR 1994	13:50	0:44
19	581	DIAS Silvana	POR	5 JUN 1994	13:53	0:47
20	566	MÅRTENSSON Heidi	NOR	16 MAR 1995	13:54	0:48
21	561	VASTENBURG Jip	NED	21 MAR 1994	13:55	0:49
22	663	SOLTAN Nataliia	UKR	6 MAR 1995	13:55	0:49
23	633	BRAUER Isabelle	SWE	29 JAN 1996	13:56	0:50
24	647	GÜVENÇ Tugba	TUR	9 JUL 1994	13:59	0:53
25	535	DEL BUONO Federica	ITA	12 DEC 1994	14:00	0:54
26	545	OLMO Angelica	ITA	18 JUN 1996	14:00	0:54
27	415	GEORGIEVA Monika	BUL	20 FEB 1994	14:01	0:55
28	432	LARSEN Maria	DEN	11 APR 1996	14:01	0:55
29	461	BEAUGRAND Cassandre	FRA	23 MAY 1997	14:02	0:56
30	407	VERHOEVEN Astrid	BEL	2 FEB 1995	14:02	0:56
31	550	STEFANI Anna	ITA	7 JAN 1995	14:02	0:56
32	418	MIRCHEVA Militsa	BUL	24 MAY 1994	14:03	0:57
33	634	EURÉN-MAGNUSSON Tova	SWE	11 FEB 1994	14:05	0:59
34	606	PETROVA Anna	RUS	15 JUL 1994	14:05	0:59
35	595	LOGHIN Dana Elena	ROU	23 OCT 1994	14:06	1:00
36	508	GRANZ Caterina	GER	14 MAR 1994	14:07	1:01
37	520	CLEIRIGH-BUTTNER Siofra	IRL	21 JUL 1995	14:08	1:02
38	567	SOLHEIMDAL Live	NOR	23 SEP 1996	14:08	1:02
39	576	RUTKOWSKA Katarzyna	POL	14 JAN 1994	14:09	1:03
40	543	MATTIOLI Giulia	ITA	6 MAR 1994	14:11	1:05
41	575	PYZIK Weronika	POL	14 MAY 1996	14:12	1:06
42	605	NIKOLAYEVA Olga	RUS	19 AUG 1995	14:12	1:06
43	641	ARIK Fatma	TUR	10 SEP 1997	14:13	1:07
44	505	COUTELLIER Vera	GER	11 SEP 1995	14:13	1:07

INTERNET Service: [www.european-athletics.org](http://www.european-athletics.org)

Timing & Data Service by  OMEGA

printed at SUN 8 DEC 2013 10:34


Page 1 of 3

## Results Junior Women

Distance: 4000m  
8 DEC 2013  
Start Time: 10:00

Rank	Bib	Name	Nat	Date of Birth	Result	Time Behind
45	409	IVANOVA Ilona	BLR	21 FEB 1994	14:13	1:07
46	638	SJÖSTRÖM Agnes	SWE	23 MAR 1994	14:14	1:08
47	489	GRIFFITHS Amy	GBR	22 MAR 1996	14:14	1:08
48	565	HELLE Kristine	NOR	29 MAR 1994	14:15	1:09
49	459	NIKANDER Saara	FIN	21 MAY 1994	14:18	1:12
50	563	DYBEDOKKEN Aurora	NOR	8 OCT 1995	14:20	1:14
51	468	GANDAR Jacqueline	FRA	17 JUN 1994	14:20	1:14
52	538	FASCETTI Sveva	ITA	20 JUN 1994	14:21	1:15
53	578	WÓJCIK Anna	POL	19 MAY 1994	14:21	1:15
54	518	KÓSZÁS Kriszta	HUN	26 AUG 1994	14:22	1:16
55	512	MEYER Lea	GER	16 SEP 1997	14:23	1:17
56	428	STEWARTOVÁ Moira	CZE	9 JUN 1995	14:26	1:20
57	438	ESTÉVEZ Claudia	ESP	28 SEP 1995	14:30	1:24
58	529	O'DONOGHUE Amy	IRL	27 JAN 1994	14:32	1:26
59	435	THESTRUP Josephine	DEN	25 NOV 1996	14:32	1:26
60	601	FEDOROVA Nadezhda	RUS	30 AUG 1994	14:32	1:26
61	629	JANECKOVÁ Lucia	SVK	23 MAR 1995	14:34	1:28
62	456	HUKKA Minttu	FIN	31 MAR 1995	14:35	1:29
63	649	KALIR Ekin Esra	TUR	12 AUG 1996	14:37	1:31
64	627	SCHNEUWLY Miriam	SUI	18 MAY 1994	14:37	1:31
65	658	KALIUZHNA Viktoriia	UKR	11 JUL 1994	14:37	1:31
66	419	BOZIC Kristina	CRO	13 MAY 1996	14:39	1:33
67	546	OTTONNELLO Elisabetta	ITA	8 SEP 1994	14:39	1:33
68	603	IVONINA Ekaterina	RUS	14 JUN 1994	14:41	1:35
69	531	RYAN Megan	IRL	10 APR 1994	14:41	1:35
70	612	CEROVAC Nadja	SRB	28 JUL 1997	14:42	1:36
71	412	ADZHOVA Ivana	BUL	28 OCT 1996	14:42	1:36
72	417	MINKINA Dilyana	BUL	6 JAN 1997	14:43	1:37
73	476	SAGNES Mathilde	FRA	29 SEP 1995	14:43	1:37
74	597	MOROITA Adelina Georgiana	ROU	13 FEB 1995	14:43	1:37
75	664	ZINENKO Valeriia	UKR	6 NOV 1995	14:45	1:39
76	620	ZECEVIC Jagoda	SRB	1 JAN 1996	14:45	1:39
77	571	KONIECZEK Alicja	POL	2 NOV 1994	14:47	1:41
78	528	ODLUM Isabelle	IRL	1 MAY 1997	14:48	1:42
79	628	TROXLER Fiammetta	SUI	15 AUG 1996	14:49	1:43
80	625	REMUND Barblin	SUI	2 NOV 1996	14:49	1:43
81	624	ISELI Rea	SUI	2 OCT 1994	14:50	1:44
82	457	HYYPÄ Emma	FIN	7 MAY 1995	14:50	1:44
83	598	PISCU Andreea	ROU	9 JUN 1996	14:51	1:45
84	562	BERGH Elisabeth Angell	NOR	21 MAR 1996	14:51	1:45
85	621	ZORNIC Elvedina	SRB	16 SEP 1997	14:51	1:45
86	401	MILLONIG Julia	AUT	21 NOV 1995	14:52	1:46
87	623	DIETSCHI Evelyne	SUI	4 MAR 1996	14:53	1:47
88	451	TIO Nuria	ESP	7 MAY 1995	14:53	1:47

INTERNET Service: [www.european-athletics.org](http://www.european-athletics.org)

Timing & Data Service by  OMEGA

printed at SUN 8 DEC 2013 10:34

Page 2 of 3

Results  
Junior Women

Distance: 4000m  
8 DEC 2013  
Start Time: 10:00

Rank	Bib	Name	Nat	Date of Birth	Result	Time Behind
89	463	CHAMOT Clementine	FRA	17 APR 1996	14:54	1:48
90	516	SCHULTE Tatjana	GER	28 JUL 1997	14:55	1:49
91	583	FERREIRA Sonia	POR	8 JUL 1993	14:56	1:50
92	655	ÜNZIR Hatice	TUR	7 MAY 1995	14:57	1:51
93	440	FERNÁNDEZ Jenny	ESP	2 DEC 1994	14:58	1:52
94	645	ERDAL Tubay	TUR	1 OCT 1995	15:00	1:54
95	466	DA SILVA Anais	FRA	15 APR 1997	15:01	1:55
96	586	MATOS Jessica	POR	15 APR 1994	15:02	1:56
97	592	CRACIUN Elena	ROU	14 APR 1995	15:04	1:58
98	525	MCCARTHY Clare	IRL	13 MAR 1995	15:11	2:05
99	420	HRELEC Nikolina	CRO	21 MAR 1994	15:14	2:08
100	522	FITZPATRICK Sarah	IRL	10 JUL 1996	15:18	2:12
101	413	BRAYKOVA Hristiyana	BUL	6 AUG 1995	15:20	2:14
102	615	SEKULIC Ana	SRB	19 SEP 1996	15:26	2:20
103	610	CENTRIH Mojca	SLO	23 APR 1997	15:32	2:26
104	454	PIHEL GAS Birgit	EST	12 MAY 1995	15:40	2:34
105	554	PANOVSKA Diana	LAT	31 JAN 1994	15:47	2:41
106	434	SCHULZ Line	DEN	18 JUL 1996	15:58	2:52
107	613	JANKOVIC Dragana	SRB	6 JUN 1995	16:51	3:45

Intermediate times: 2500m 8:11 488 GORECKA Emelia (GBR)

## Detailed Results Junior Women

Distance: 4000m  
8 DEC 2013  
Start Time: 10:00


Rank	Bib	Name	Nat	Date of Birth	Result	Time Behind
		2500m				
1	488	<b>GORECKA Emelia</b>	GBR	29 JAN 1994	<b>13:06</b>	
		8:11 (1)   4:55				
2	569	<b>ENNAOUI Sofia</b>	POL	30 AUG 1995	<b>13:16</b>	0:10
		8:16 (3)   5:00				
3	611	<b>MIŠMAŠ Maruša</b>	SLO	24 OCT 1994	<b>13:27</b>	0:21
		8:16 (2)   5:11				
4	499	<b>TAYLOR-BROWN Georgia</b>	GBR	15 MAR 1994	<b>13:31</b>	0:25
		8:22 (4)   5:09				
5	513	<b>REH Alina</b>	GER	23 MAY 1997	<b>13:34</b>	0:28
		8:26 (8)   5:08				
6	602	<b>GULIAEVA Aleksandra</b>	RUS	30 APR 1994	<b>13:38</b>	0:32
		8:29 (11)   5:09				
7	637	<b>LARSSON Maria</b>	SWE	24 MAR 1994	<b>13:39</b>	0:33
		8:23 (5)   5:16				
8	485	<b>CLAY Bobby</b>	GBR	19 MAY 1997	<b>13:40</b>	0:34
		8:31 (13)   5:09				
9	654	<b>TUNA Emine Hatun</b>	TUR	7 DEC 1995	<b>13:40</b>	0:34
		8:23 (6)   5:17				
10	514	<b>REHBERG Maya</b>	GER	28 APR 1994	<b>13:41</b>	0:35
		8:30 (12)   5:11				
11	487	<b>GIBBON Jessica</b>	GBR	19 AUG 1996	<b>13:41</b>	0:35
		8:33 (16)   5:08				
12	630	<b>ANDERSSON Ebba</b>	SWE	10 JUL 1997	<b>13:44</b>	0:38
		8:32 (14)   5:12				
13	500	<b>TURNER Lydia</b>	GBR	19 NOV 1996	<b>13:44</b>	0:38
		8:29 (10)   5:15				
14	659	<b>KHODAKIVSKA Mariia</b>	UKR	4 JAN 1994	<b>13:45</b>	0:39
		8:23 (7)   5:22				
15	458	<b>KETTUNEN Oona</b>	FIN	10 FEB 1994	<b>13:46</b>	0:40
		8:28 (9)   5:18				
16	469	<b>GEYER-CARLES Johanna</b>	FRA	10 OCT 1995	<b>13:48</b>	0:42
		8:34 (17)   5:14				

## Detailed Results Junior Women

Distance: 4000m  
8 DEC 2013  
Start Time: 10:00

Rank	Bib	Name	Nat	Date of Birth	Result	Time Behind
		2500m				
17	437	<b>ESPEJO Cristina</b>	ESP	13 OCT 1994	<b>13:50</b>	0:44
		8:32 (15)   5:18				
18	404	<b>CARTON Louise</b>	BEL	16 APR 1994	<b>13:50</b>	0:44
		8:35 (19)   5:15				
19	581	<b>DIAS Silvana</b>	POR	5 JUN 1994	<b>13:53</b>	0:47
		8:38 (27)   5:15				
20	566	<b>MÅRTENSSON Heidi</b>	NOR	16 MAR 1995	<b>13:54</b>	0:48
		8:42 (36)   5:12				
21	561	<b>VASTENBURG Jip</b>	NED	21 MAR 1994	<b>13:55</b>	0:49
		8:35 (18)   5:20				
22	663	<b>SOLTAN Nataliia</b>	UKR	6 MAR 1995	<b>13:55</b>	0:49
		8:46 (38)   5:09				
23	633	<b>BRAUER Isabelle</b>	SWE	29 JAN 1996	<b>13:56</b>	0:50
		8:36 (24)   5:20				
24	647	<b>GÜVENÇ Tugba</b>	TUR	9 JUL 1994	<b>13:59</b>	0:53
		8:39 (31)   5:20				
25	535	<b>DEL BUONO Federica</b>	ITA	12 DEC 1994	<b>14:00</b>	0:54
		8:37 (26)   5:23				
26	545	<b>OLMO Angelica</b>	ITA	18 JUN 1996	<b>14:00</b>	0:54
		8:39 (30)   5:21				
27	415	<b>GEORGIEVA Monika</b>	BUL	20 FEB 1994	<b>14:01</b>	0:55
		8:36 (22)   5:25				
28	432	<b>LARSEN Maria</b>	DEN	11 APR 1996	<b>14:01</b>	0:55
		8:46 (40)   5:15				
29	461	<b>BEAUGRAND Cassandre</b>	FRA	23 MAY 1997	<b>14:02</b>	0:56
		8:38 (28)   5:24				
30	407	<b>VERHOEVEN Astrid</b>	BEL	2 FEB 1995	<b>14:02</b>	0:56
		8:40 (35)   5:22				
31	550	<b>STEFANI Anna</b>	ITA	7 JAN 1995	<b>14:02</b>	0:56
		8:40 (33)   5:22				
32	418	<b>MIRCHEVA Militsa</b>	BUL	24 MAY 1994	<b>14:03</b>	0:57
		8:37 (25)   5:26				

INTERNET Service: [www.european-athletics.org](http://www.european-athletics.org)

Timing & Data Service by  OMEGA

printed at SUN 8 DEC 2013 10:27


Page 2 of 7

## Detailed Results Junior Women

Distance: 4000m  
8 DEC 2013  
Start Time: 10:00

Rank	Bib	Name	Nat	Date of Birth	Result	Time Behind
		2500m				
33	634	<b>EURÉN-MAGNUSSON Tova</b>	SWE	11 FEB 1994	<b>14:05</b>	0:59
		8:39 (29)   5:26				
34	606	<b>PETROVA Anna</b>	RUS	15 JUL 1994	<b>14:05</b>	0:59
		8:35 (20)   5:30				
35	595	<b>LOGHIN Dana Elena</b>	ROU	23 OCT 1994	<b>14:06</b>	1:00
		8:36 (23)   5:30				
36	508	<b>GRANZ Caterina</b>	GER	14 MAR 1994	<b>14:07</b>	1:01
		8:40 (34)   5:27				
37	520	<b>CLEIRIGH-BUTTNER Siofra</b>	IRL	21 JUL 1995	<b>14:08</b>	1:02
		8:40 (32)   5:28				
38	567	<b>SOLHEIMDAL Live</b>	NOR	23 SEP 1996	<b>14:08</b>	1:02
		8:46 (39)   5:22				
39	576	<b>RUTKOWSKA Katarzyna</b>	POL	14 JAN 1994	<b>14:09</b>	1:03
		8:51 (48)   5:18				
40	543	<b>MATTIOLI Giulia</b>	ITA	6 MAR 1994	<b>14:11</b>	1:05
		8:46 (37)   5:25				
41	575	<b>PYZIK Weronika</b>	POL	14 MAY 1996	<b>14:12</b>	1:06
		8:53 (52)   5:19				
42	605	<b>NIKOLAYEVA Olga</b>	RUS	19 AUG 1995	<b>14:12</b>	1:06
		8:48 (42)   5:24				
43	641	<b>ARIK Fatma</b>	TUR	10 SEP 1997	<b>14:13</b>	1:07
		8:50 (44)   5:23				
44	505	<b>COUTELLIER Vera</b>	GER	11 SEP 1995	<b>14:13</b>	1:07
		8:54 (55)   5:19				
45	409	<b>IVANOVA Ilona</b>	BLR	21 FEB 1994	<b>14:13</b>	1:07
		8:53 (53)   5:20				
46	638	<b>SJÖSTRÖM Agnes</b>	SWE	23 MAR 1994	<b>14:14</b>	1:08
		8:52 (50)   5:22				
47	489	<b>GRIFFITHS Amy</b>	GBR	22 MAR 1996	<b>14:14</b>	1:08
		8:35 (21)   5:39				
48	565	<b>HELLE Kristine</b>	NOR	29 MAR 1994	<b>14:15</b>	1:09
		8:50 (43)   5:25				

INTERNET Service: [www.european-athletics.org](http://www.european-athletics.org)

Timing & Data Service by  OMEGA

printed at SUN 8 DEC 2013 10:27

Page 3 of 7

## Detailed Results Junior Women

Distance: 4000m  
8 DEC 2013  
Start Time: 10:00


Rank	Bib	Name	Nat	Date of Birth	Result	Time Behind
		2500m				
49	459	<b>NIKANDER Saara</b>	FIN	21 MAY 1994	<b>14:18</b>	1:12
		8:53 (54)   5:25				
50	563	<b>DYBEDOKKEN Aurora</b>	NOR	8 OCT 1995	<b>14:20</b>	1:14
		8:53 (51)   5:27				
51	468	<b>GANDAR Jacqueline</b>	FRA	17 JUN 1994	<b>14:20</b>	1:14
		8:47 (41)   5:33				
52	538	<b>FASCETTI Sveva</b>	ITA	20 JUN 1994	<b>14:21</b>	1:15
		8:51 (46)   5:30				
53	578	<b>WÓJCIK Anna</b>	POL	19 MAY 1994	<b>14:21</b>	1:15
		9:00 (64)   5:21				
54	518	<b>KÓSZÁS Kriszta</b>	HUN	26 AUG 1994	<b>14:22</b>	1:16
		8:52 (49)   5:30				
55	512	<b>MEYER Lea</b>	GER	16 SEP 1997	<b>14:23</b>	1:17
		8:51 (45)   5:32				
56	428	<b>STEWARTOVÁ Moira</b>	CZE	9 JUN 1995	<b>14:26</b>	1:20
		8:51 (47)   5:35				
57	438	<b>ESTÉVEZ Claudia</b>	ESP	28 SEP 1995	<b>14:30</b>	1:24
		8:56 (61)   5:34				
58	529	<b>O'DONOGHUE Amy</b>	IRL	27 JAN 1994	<b>14:32</b>	1:26
		8:58 (62)   5:34				
59	435	<b>THESTRUP Josephine</b>	DEN	25 NOV 1996	<b>14:32</b>	1:26
		8:55 (57)   5:37				
60	601	<b>FEDOROVA Nadezhda</b>	RUS	30 AUG 1994	<b>14:32</b>	1:26
		8:55 (56)   5:37				
61	629	<b>JANECKOVÁ Lucia</b>	SVK	23 MAR 1995	<b>14:34</b>	1:28
		8:56 (59)   5:38				
62	456	<b>HUKKA Minttu</b>	FIN	31 MAR 1995	<b>14:35</b>	1:29
		9:08 (79)   5:27				
63	649	<b>KALIR Ekin Esra</b>	TUR	12 AUG 1996	<b>14:37</b>	1:31
		9:03 (67)   5:34				
64	627	<b>SCHNEUWLY Miriam</b>	SUI	18 MAY 1994	<b>14:37</b>	1:31
		9:05 (70)   5:32				

## Detailed Results Junior Women

Distance: 4000m  
8 DEC 2013  
Start Time: 10:00

Rank	Bib	Name	Nat	Date of Birth	Result	Time Behind
		2500m				
65	658	<b>KALIUZHNA Viktoria</b>	UKR	11 JUL 1994	<b>14:37</b>	1:31
		9:01 (65)			5:36	
66	419	<b>BOZIC Kristina</b>	CRO	13 MAY 1996	<b>14:39</b>	1:33
		8:55 (58)			5:44	
67	546	<b>OTTONNELLO Elisabetta</b>	ITA	8 SEP 1994	<b>14:39</b>	1:33
		9:00 (63)			5:39	
68	603	<b>IVONINA Ekaterina</b>	RUS	14 JUN 1994	<b>14:41</b>	1:35
		9:06 (73)			5:35	
69	531	<b>RYAN Megan</b>	IRL	10 APR 1994	<b>14:41</b>	1:35
		9:06 (72)			5:35	
70	612	<b>CEROVAC Nadja</b>	SRB	28 JUL 1997	<b>14:42</b>	1:36
		9:07 (77)			5:35	
71	412	<b>ADZHOVA Ivana</b>	BUL	28 OCT 1996	<b>14:42</b>	1:36
		9:08 (78)			5:34	
72	417	<b>MINKINA Dilyana</b>	BUL	6 JAN 1997	<b>14:43</b>	1:37
		9:01 (66)			5:42	
73	476	<b>SAGNES Mathilde</b>	FRA	29 SEP 1995	<b>14:43</b>	1:37
		9:05 (71)			5:38	
74	597	<b>MOROITA Adelina Georgiana</b>	ROU	13 FEB 1995	<b>14:43</b>	1:37
		8:56 (60)			5:47	
75	664	<b>ZINENKO Valeriia</b>	UKR	6 NOV 1995	<b>14:45</b>	1:39
		9:13 (86)			5:32	
76	620	<b>ZECEVIC Jagoda</b>	SRB	1 JAN 1996	<b>14:45</b>	1:39
		9:04 (69)			5:41	
77	571	<b>KONIECZEK Alicja</b>	POL	2 NOV 1994	<b>14:47</b>	1:41
		9:09 (81)			5:38	
78	528	<b>ODLUM Isabelle</b>	IRL	1 MAY 1997	<b>14:48</b>	1:42
		9:11 (83)			5:37	
79	628	<b>TROXLER Fiammetta</b>	SUI	15 AUG 1996	<b>14:49</b>	1:43
		9:16 (95)			5:33	
80	625	<b>REMUND Barblin</b>	SUI	2 NOV 1996	<b>14:49</b>	1:43
		9:15 (92)			5:34	

INTERNET Service: [www.european-athletics.org](http://www.european-athletics.org)

Timing & Data Service by  OMEGA

printed at SUN 8 DEC 2013 10:27


Page 5 of 7

## Detailed Results Junior Women

Distance: 4000m  
8 DEC 2013  
Start Time: 10:00

Rank	Bib	Name	Nat	Date of Birth	Result	Time Behind
		2500m				
81	624	<b>ISELI Rea</b>	SUI	2 OCT 1994	<b>14:50</b>	1:44
		9:15 (93)			5:35	
82	457	<b>HYYPÄ Emma</b>	FIN	7 MAY 1995	<b>14:50</b>	1:44
		9:11 (82)			5:39	
83	598	<b>PISCU Andreea</b>	ROU	9 JUN 1996	<b>14:51</b>	1:45
		9:06 (75)			5:45	
84	562	<b>BERGH Elisabeth Angell</b>	NOR	21 MAR 1996	<b>14:51</b>	1:45
		9:14 (90)			5:37	
85	621	<b>ZORNIC Elvedina</b>	SRB	16 SEP 1997	<b>14:51</b>	1:45
		9:04 (68)			5:47	
86	401	<b>MILLONIG Julia</b>	AUT	21 NOV 1995	<b>14:52</b>	1:46
		9:14 (91)			5:38	
87	623	<b>DIETSCHI Evelyne</b>	SUI	4 MAR 1996	<b>14:53</b>	1:47
		9:19 (99)			5:34	
88	451	<b>TIO Nuria</b>	ESP	7 MAY 1995	<b>14:53</b>	1:47
		9:19 (97)			5:34	
89	463	<b>CHAMOT Clementine</b>	FRA	17 APR 1996	<b>14:54</b>	1:48
		9:12 (85)			5:42	
90	516	<b>SCHULTE Tatjana</b>	GER	28 JUL 1997	<b>14:55</b>	1:49
		9:14 (89)			5:41	
91	583	<b>FERREIRA Sonia</b>	POR	8 JUL 1993	<b>14:56</b>	1:50
		9:11 (84)			5:45	
92	655	<b>ÜNZIR Hatice</b>	TUR	7 MAY 1995	<b>14:57</b>	1:51
		9:13 (88)			5:44	
93	440	<b>FERNÁNDEZ Jenny</b>	ESP	2 DEC 1994	<b>14:58</b>	1:52
		9:19 (98)			5:39	
94	645	<b>ERDAL Tubay</b>	TUR	1 OCT 1995	<b>15:00</b>	1:54
		9:09 (80)			5:51	
95	466	<b>DA SILVA Anais</b>	FRA	15 APR 1997	<b>15:01</b>	1:55
		9:07 (76)			5:54	
96	586	<b>MATOS Jessica</b>	POR	15 APR 1994	<b>15:02</b>	1:56
		9:18 (96)			5:44	

INTERNET Service: [www.european-athletics.org](http://www.european-athletics.org)

Timing & Data Service by  OMEGA

printed at SUN 8 DEC 2013 10:27

Page 6 of 7

## Detailed Results Junior Women

Distance: 4000m  
8 DEC 2013  
Start Time: 10:00


Rank	Bib	Name	Nat	Date of Birth	Result	Time Behind
		2500m				
97	592	<b>CRACIUN Elena</b>	ROU	14 APR 1995	<b>15:04</b>	1:58
		9:06 (74)			5:58	
98	525	<b>MCCARTHY Clare</b>	IRL	13 MAR 1995	<b>15:11</b>	2:05
		9:20 (100)			5:51	
99	420	<b>HRELEC Nikolina</b>	CRO	21 MAR 1994	<b>15:14</b>	2:08
		9:13 (87)			6:01	
100	522	<b>FITZPATRICK Sarah</b>	IRL	10 JUL 1996	<b>15:18</b>	2:12
		9:21 (101)			5:57	
101	413	<b>BRAYKOVA Hristiyana</b>	BUL	6 AUG 1995	<b>15:20</b>	2:14
		9:25 (103)			5:55	
102	615	<b>SEKULIC Ana</b>	SRB	19 SEP 1996	<b>15:26</b>	2:20
		9:16 (94)			6:10	
103	610	<b>CENTRIH Mojca</b>	SLO	23 APR 1997	<b>15:32</b>	2:26
		9:22 (102)			6:10	
104	454	<b>PIHEL GAS Birgit</b>	EST	12 MAY 1995	<b>15:40</b>	2:34
		9:34 (104)			6:06	
105	554	<b>PANOVSKA Diana</b>	LAT	31 JAN 1994	<b>15:47</b>	2:41
		9:42 (106)			6:05	
106	434	<b>SCHULZ Line</b>	DEN	18 JUL 1996	<b>15:58</b>	2:52
		9:38 (105)			6:20	
107	613	<b>JANKOVIC Dragana</b>	SRB	6 JUN 1995	<b>16:51</b>	3:45
		10:08 (107)			6:43	

## Team Results Junior Women

Distance: 4000m  
8 DEC 2013  
Start Time: 10:00

Rank	Nation	Bib	Name	Time	Pos	Points
<b>1</b>	<b>Great Britain &amp; NI (GBR)</b>					<b>24</b>
		488	GORECKA Emelia	13:06		1
		499	TAYLOR-BROWN Georgia	13:31		4
		485	CLAY Bobby	13:40		8
		487	GIBBON Jessica	13:41		11
		500	TURNER Lydia	13:44	13	
		489	GRIFFITHS Amy	14:14	47	
<b>2</b>	<b>Sweden (SWE)</b>					<b>75</b>
		637	LARSSON Maria	13:39		7
		630	ANDERSSON Ebba	13:44		12
		633	BRAUER Isabelle	13:56		23
		634	EURÉN-MAGNUSSON Tova	14:05		33
		638	SJÖSTRÖM Agnes	14:14	46	
<b>3</b>	<b>Germany (GER)</b>					<b>95</b>
		513	REH Alina	13:34		5
		514	REHBERG Maya	13:41		10
		508	GRANZ Caterina	14:07		36
		505	COUTELLIER Vera	14:13		44
		512	MEYER Lea	14:23	55	
		516	SCHULTE Tatjana	14:55	90	
<b>4</b>	<b>Italy (ITA)</b>					<b>122</b>
		535	DEL BUONO Federica	14:00		25
		545	OLMO Angelica	14:00		26
		550	STEFANI Anna	14:02		31
		543	MATTIOLI Giulia	14:11		40
		538	FASCETTI Sveva	14:21	52	
		546	OTTONNELLO Elisabetta	14:39	67	
<b>5</b>	<b>Poland (POL)</b>					<b>135</b>
		569	ENNAOUI Sofia	13:16		2
		576	RUTKOWSKA Katarzyna	14:09		39
		575	PYZIK Weronika	14:12		41
		578	WÓJCIK Anna	14:21		53
		571	KONIECZEK Alicja	14:47	77	
<b>6</b>	<b>Turkey (TUR)</b>					<b>139</b>
		654	TUNA Emine Hatun	13:40		9
		647	GÜVENÇ Tugba	13:59		24
		641	ARIK Fatma	14:13		43
		649	KALIR Ekin Esra	14:37		63
		655	ÜNZİR Hatice	14:57	92	
		645	ERDAL Tubay	15:00	94	
<b>7</b>	<b>Russia (RUS)</b>					<b>142</b>
		602	GULIAEVA Aleksandra	13:38		6
		606	PETROVA Anna	14:05		34
		605	NIKOLAYEVA Olga	14:12		42
		601	FEDOROVA Nadezhda	14:32		60
		603	IVONINA Ekaterina	14:41	68	
<b>8</b>	<b>Norway (NOR)</b>					<b>156</b>
		566	MÅRTENSSON Heidi	13:54		20
		567	SOLHEIMDAL Live	14:08		38
		565	HELLE Kristine	14:15		48
		563	DYBEDOKKEN Aurora	14:20		50
		562	BERGH Elisabeth Angell	14:51	84	

INTERNET Service: [www.european-athletics.org](http://www.european-athletics.org)

Timing & Data Service by  OMEGA

printed at SUN 8 DEC 2013 10:33

Page 1 of 2

## Team Results Junior Women

Distance: 4000m  
8 DEC 2013  
Start Time: 10:00

Rank	Nation	Bib	Name	Time	Pos	Points
<b>9</b>	<b>France (FRA)</b>					<b>169</b>
		469	GEYER-CARLES Johanna	13:48		16
		461	BEAUGRAND Cassandre	14:02		29
		468	GANDAR Jacqueline	14:20		51
		476	SAGNES Mathilde	14:43		73
		463	CHAMOT Clementine	14:54	89	
		466	DA SILVA Anais	15:01	95	
<b>10</b>	<b>Ukraine (UKR)</b>					<b>176</b>
		659	KHODAKIVSKA Mariia	13:45		14
		663	SOLTAN Nataliia	13:55		22
		658	KALIUZHNA Viktoriia	14:37		65
		664	ZINENKO Valeriia	14:45		75
<b>11</b>	<b>Bulgaria (BUL)</b>					<b>202</b>
		415	GEORGIEVA Monika	14:01		27
		418	MIRCHEVA Militsa	14:03		32
		412	ADZHOVA Ivana	14:42		71
		417	MINKINA Dilyana	14:43		72
		413	BRAYKOVA Hristiyana	15:20	101	
<b>12</b>	<b>Finland (FIN)</b>					<b>208</b>
		458	KETTUNEN Oona	13:46		15
		459	NIKANDER Saara	14:18		49
		456	HUKKA Minttu	14:35		62
		457	HYYPPIÄ Emma	14:50		82
<b>13</b>	<b>Ireland (IRL)</b>					<b>242</b>
		520	CLEIRIGH-BUTTNER Siofra	14:08		37
		529	O'DONOGHUE Amy	14:32		58
		531	RYAN Megan	14:41		69
		528	ODLUM Isabelle	14:48		78
		525	MCCARTHY Clare	15:11	98	
		522	FITZPATRICK Sarah	15:18	100	
<b>14</b>	<b>Spain (ESP)</b>					<b>255</b>
		437	ESPEJO Cristina	13:50		17
		438	ESTÉVEZ Claudia	14:30		57
		451	TIO Nuria	14:53		88
		440	FERNÁNDEZ Jenny	14:58		93
<b>15</b>	<b>Romania (ROU)</b>					<b>289</b>
		595	LOGHIN Dana Elena	14:06		35
		597	MOROITA Adelina Georgiana	14:43		74
		598	PISCU Andreea	14:51		83
		592	CRACIUN Elena	15:04		97
<b>16</b>	<b>Switzerland (SUI)</b>					<b>304</b>
		627	SCHNEUWLY Miriam	14:37		64
		628	TROXLER Fiammetta	14:49		79
		625	REMUND Barblin	14:49		80
		624	ISELI Rea	14:50		81
		623	DIETSCHI Evelyne	14:53	87	
<b>17</b>	<b>Serbia (SRB)</b>					<b>333</b>
		612	CEROVAC Nadja	14:42		70
		620	ZECEVIC Jagoda	14:45		76
		621	ZORNIC Elvedina	14:51		85
		615	SEKULIC Ana	15:26		102
		613	JANKOVIC Dragana	16:51	107	

## Medal Table

Rank	NOC	Men's				Women's				Total			
		G	S	B	Tot	G	S	B	Tot	G	S	B	Tot
1	GBR	1	0	2	3	4	1	1	6	5	1	3	9
2	FRA	1	0	1	2	1	1	0	2	2	1	1	4
3	ESP	2	0	0	2	0	0	1	1	2	0	1	3
4	BEL	1	2	0	3	0	0	0	0	1	2	0	3
5	TUR	1	1	0	2	0	0	0	0	1	1	0	2
6	NED	0	0	0	0	1	0	1	2	1	0	1	2
7	RUS	0	1	1	2	0	1	0	1	0	2	1	3
8	SRB	0	0	1	1	0	1	0	1	0	1	1	2
9	BUL	0	1	0	1	0	0	0	0	0	1	0	1
9	POL	0	0	0	0	0	1	0	1	0	1	0	1
9	SWE	0	0	0	0	0	1	0	1	0	1	0	1
9	UKR	0	1	0	1	0	0	0	0	0	1	0	1
13	GER	0	0	0	0	0	0	1	1	0	0	1	1
13	ITA	0	0	1	1	0	0	0	0	0	0	1	1
13	POR	0	0	0	0	0	0	1	1	0	0	1	1
13	SLO	0	0	0	0	0	0	1	1	0	0	1	1