



ČETVEROBOJ ZEMALJA INTERSTATE MATCH

AUSTRIA | CZECH REP. | SLOVENIA | CROATIA

ZAGREB, 5.7.2014

RESULTS



MACGREGOR

Allianz

kompas.hr

Results

100 m Women

Rank	Bib	Athlete	Y	Country	Category	Age res	Wind	Result	Points
100 m Women Women									Start: 17:02
1.		Jana FRABŠOVA	50	CZE	W50	12,06	(-1,2)	13,76	1002 8
2.		Erika ZAPALOVA	47	CZE	W45	12,74	(-1,2)	14,20	886 7
3.		Branka GRAIĆ	57	CRO	W55	12,76	(-1,2)	15,37	883 6
4.		Karmella MICHLFEIT	65	AUT	W65	12,77	(-1,2)	16,48	881 5
5.		Zvonka BLATNIK	53	SLO	W50	12,84	(-1,2)	14,99	870 4
6.		Jasminka HUSIC	44	AUT	W40	13,00	(-1,2)	14,17	844 3
7.		Ivona JERKOVIĆ	37	CRO	W35	13,07	(-1,2)	13,51	833 2
8.		Branka KOCUVAN	61	SLO	W60	14,43	(-1,2)	17,96	630 1

400 m Women

Rank	Bib	Athlete	Y	Country	Category	Age res	Result	Points	
400 m Women Women									Start: 17:30
1.		Renata NOVOSEL	46	CRO	W45	55,30	1:02,46	1020 8	
2.		Ana JERMAN	62	SLO	W60	56,21	1:13,78	990 7	
3.		Jasminka HUSIC	44	AUT	W40	56,70	1:03,01	974 6	
4.		Erika ZAPALOVA	47	CZE	W45	57,09	1:05,02	961 5	
5.		Zvonka BLATNIK	53	SLO	W50	57,95	1:09,55	934 4	
6.		Senka KOLOVRAT FRLIĆ	45	CRO	W45	61,77	1:09,20	817 3	
7.		Annerose ZOLLER	49	AUT	W45	64,38	1:14,58	742 2	
8.		Miloslava ROČNAKOVA	69	CZE	W65	66,62	1:35,02	680 1	

1500 m Women

Rank	Bib	Athlete	Y	Country	Category	Age res	Result	Points	
1500 m Women Women									Start: 18:30
1.	239	Miriam STEWARTOVA	49	CZE	W45	270,22	5:11,60	975 8	
2.	477	Michaela ZWERRGER	47	AUT	W45	274,41	5:10,74	945 7	
3.	510	Libuše VLACHYNSKA	52	CZE	W50	278,69	5:30,67	914 6	
4.	111	Lidija PAJK	39	SLO	W35	303,55	5:20,95	749 5	
5.	110	Alexandra KOLLMITZER	39	AUT	W35	305,02	5:22,50	739 4	
6.	724	Željka BENKO HRIBERSKI	41	CRO	W40	349,21	6:15,37	487 3	
7.	501	Vanja LENDARO	41	SLO	W40	353,31	6:19,78	467 2	
8.	248	Đurđica BOŽIĆ	57	CRO	W55	373,01	7:45,50	373 1	
	670	Veronika ERLIĆ	38	CRO	IK W35	319,47	5:35,01		

Results

Long Jump Women



Rank	Bib	Athlete	Y	Country	Category	Age res	Result	Points
Long Jump Women Women Start: 18:30								
1.		Marianne MAIER	71	AUT	W70	6,47	3,58	1089 8
	x	x	x	x	3,55	3,58		
2.		Renata NOVOSEL	46	CRO	W45	6,26	4,97	1043 7
	x	4,92	4,89	4,96	4,97	4,66		
3.		Mojca BREGANSKI	44	SLO	W40	6,04	4,93	996 6
	4,70	4,71	4,81	4,93	4,77	4,71		
4.		Desa ČALASAN	44	SLO	W40	5,83	4,76	951 5
	4,60	4,76	4,48	4,44	3,57	x		
5.		Renate SCHADEN	75	AUT	W75	5,74	3,00	931 4
	2,97	3,00	2,97	2,84	x	2,96		
6.		Zuzana PUMPRLOVA	53	CZE	W50	5,68	4,07	919 3
	4,07	3,96	3,97	-	-	-		
7.		Alena RYCHNOVA	47	CZE	W45	5,06	3,96	787 2
	x	3,68	3,96	3,93	3,83	-		
8.		Dragana CIGANOVIĆ	36	CRO	W35	5,05	4,63	785 1
	4,49	4,63	4,61	4,60	4,48	3,34		
		Annerose ZOLLER	49	AUT	IK W45	5,78	4,39	
	4,17	4,21	4,39	4,27	x	x		
		Dana DVORAKOVA	42	CZE	IK W40	4,62	3,88	
	3,78	x	3,88	-	-	-		
		Herta VIERTBAUER	68	AUT	IK W65	5,45	3,15	
	2,55	3,15	x	-	-	-		

High Jump Women








Rank	Bib	Athlete	Y	Country	Category	Age res	Result	Points
High Jump Women Women Start: 15:30								
1.		Marjeta ČAD	66	SLO	W65	1,86	1,18	1060 8
		109/o	112/o	115/xo	118/xo	121/xxx		
2.		Berta TISCHLINGER	79	AUT	W75	1,80	0,97	1000 7
		85/o	88/o	91/xo	94/o	97/xxo	100/xxx	
3.		Zuzana PUMPRLOVA	53	CZE	W50	1,71	1,27	911 6
		115/o	118/o	121/o	124/o	127/xxo	130/xxx	
4.		Irena VLAHINIĆ	38	CRO	W35	1,70	1,52	901 5
		130/o	136/o	142/xo	148/o	152/xo	155/xxx	
5.		Blanka VYKYDALOVA	58	CZE	W55	1,69	1,18	891 4
		109/o	112/o	115/o	118/o	121/xxx		
6.		Mira PUHAR	76	SLO	W75	1,68	0,94	881 3
		85/o	88/o	91/o	94/o	97/xxx		
7.		Ana MRČIĆ	46	CRO	W45	1,68	1,36	881 2
		127/o	130/o	133/o	136/o	139/xxx		
8.		Annerose ZOLLER	49	AUT	W45	1,55	1,21	754 1
		112/o	115/o	118/o	121/o	124/xxx		

Results

Triple Jump Women





Rank	Bib	Athlete	Y	Country	Category	Age res	Result	Points
Triple Jump Women Women Start: 16:45								
1.		Ana MRČIĆ	46	CRO 	W45	13,08	10,67	1001 8
		10,31 10,21 10,44 10,43 10,62 10,67						
2.		Jaroslava VANEČKOVA	37	CZE 	W35	12,48	11,77	938 7
		11,77 11,42 11,51 11,59 11,38 x						
3.		Mojca BREGANSKI	44	SLO 	W40	11,76	9,91	864 6
		9,46 9,66 9,76 9,91 9,70 -						
4.		Brigitta HESCH	35	AUT 	W35	11,13	10,85	800 5
		10,85 10,73 - - - -						
5.		Alena RYCHNOVA	47	CZE 	W45	10,99	8,82	786 4
		8,18 8,82 x 8,47 8,58 8,72						
6.		Ana PEČEK	46	SLO 	W45	10,82	8,83	768 3
		8,59 8,48 8,73 8,83 8,54 8,63						
7.		Birgit KREISLER	35	AUT 	W35	10,78	10,51	764 2
		10,09 10,51 10,41 x 10,05 x						
8.		Dragana CIGANOVIĆ	36	CRO 	W35	9,75	9,35	660 1
		x 9,35 9,13 8,81 - -						
		Dana DVORAKOVA	42	CZE 	IK W40	10,59	9,21	
		8,83 9,21 8,58 8,87 9,04 8,90						

Pole Vault Women

Rank	Bib	Athlete	Y	Country	Category	Age res	Result	Points
Pole Vault Women Women Start: 15:30								
1.		Ivona JERKOVIĆ	37	CRO 	W35	3,93	3,50	922 8
		310/o 330/o 340/xo 350/xo 360/xxx						
2.		Brigitta HESCH	35	AUT 	W35	3,92	3,60	919 7
		350/o 370/xxx						
3.		Ana PEČEK	46	SLO 	W45	3,21	2,50	703 6
		200/xo 220/o 230/o 240/o 250/xxo 260/xxx						
4.		Jaroslava VANEČKOVA	37	CZE 	W35	2,58	2,30	514 5
		150/o 170/o 190/xo 200/o 210/o 220/o 230/o 240/xxx						
5.		Birgit KREISLER	35	AUT 	W35	2,29	2,10	429 4
		150/o 160/o 170/xo 180/o 190/o 200/o 210/o 220/xxx						
6.		Alena SVITAKOVA	49	CZE 	W45	2,28	1,70	426 3
		150/o 160/o 170/o 180/xxx						
7.		Erika PIRNAT	38	SLO 	W35	1,94	1,70	326 2
		150/o 160/o 170/o 180/xxx						

Results

Shot Put Women








Rank	Bib	Athlete	Y	Country	Category	Age res	Result	Points
Shot Put Women Women Start: 16:15								
1.		Marianne MAIER	71	AUT 	W70	22,10	10,19 3kg	1303 8
		10,09 10,08 10,10 10,19 10,04		x				
2.		Jarmila KLIMEŠOVA	66	CZE 	W65	18,59	9,83 3kg	1089 7
		8,85 8,99 9,08 9,27 9,83		x				
3.		Miloslava ROČNAKOVA	69	CZE 	W65	15,58	7,59 3kg	907 6
		6,31 x 6,25 6,72 7,59		x				
4.		Mira PUHAR	76	SLO 	W75	14,72	5,92 2kg	855 5
		5,73 5,27 5,83 5,90 5,81		5,92				
5.		Marija SRAGA	78	CRO 	W75	14,54	5,53 2kg	844 4
		5,34 5,52 4,95 5,46 5,53		5,43				
6.		Silva HOČEVAR TRONTELJ	70	SLO 	W70	13,21	6,27 3kg	764 3
		5,83 5,66 6,27 5,65 5,88		5,91				
7.		Slavica GRGURIĆ PAJNIĆ	58	CRO 	W55	13,19	8,68 3kg	762 2
		8,15 8,19 8,68 8,42 8,38		7,78				
8.		Elfi ALBIN	53	AUT 	W50	11,35	8,57 3kg	651 1
		8,30 8,11 x 8,35 8,57		8,10				

Discus Women

Rank	Bib	Athlete	Y	Country	Category	Age res	Result	Points
Discus Women Women Start: 15:00								
1.		Berta TISCHLINGER	79	AUT 	W75	44,54	16,19 0,75kg	787 8
		16,19 x x x x		x				
2.		Zdenka PLESAROVA	56	CZE 	W55	43,54	27,76 1kg	769 7
		- - - - 27,74		27,76				
3.		Marjeta ČAD	66	SLO 	W65	42,68	21,31 1kg	753 6
		- - x - 21,31		-				
4.		Elfi ALBIN	53	AUT 	W50	40,20	27,56 1kg	708 5
		- - - - 27,56		-				
5.		Daniela ŠKOPKOVA	65	CZE 	W65	38,81	18,90 1kg	683 4
		- - - - 18,90		x				
6.		Slavica GRGURIĆ PAJNIĆ	58	CRO 	W55	35,43	21,50 1kg	621 3
		- x - - 21,50		-				
7.		Silva HOČEVAR TRONTELJ	70	SLO 	W70	32,73	14,84 1kg	572 2
		- - - - 14,84		-				
8.		Lana MILIVOJEVIĆ	37	CRO 	W35	24,41	24,41 1kg	421 1
		- x 24,41 x x		x				
		Elisabeth KLOTZMANN	67	AUT 	IK W65	43,49	21,18 1kg	
		x - x - 21,18		x				

Results




Javelin Women

Rank	Bib	Athlete	Y	Country	Category	Age res	Result	Points
Javelin Women Women Start: 17:30								
1.		Jarmila KLIMEŠOVA	66	CZE 	W65	65,25	29,76 400g	1153 8
2.		Desa ČALASAN	44	SLO 	W40	51,19	34,85 600g	897 7
3.		Daniela ŠKOPKOVA	65	CZE 	W65	46,53	21,80 400g	813 6
4.		Renate SCHADEN	75	AUT 	W75	45,92	16,66 400g	802 5
5.		Magdalena KULNIK	37	AUT 	W35	35,95	29,25 600g	622 4
6.		Melita BOGATEC-MILIVOJEVIĆ	68	CRO 	W65	35,82	15,51 400g	620 3
7.		Lana MILIVOJEVIĆ	37	CRO 	W35	33,67	27,39 600g	581 2
8.	111	Lidija PAJK	39	SLO 	W35	20,75	16,05 600g	350 1

Hammer Women

Rank	Bib	Athlete	Y	Country	Category	Age res	Result	Points
Hammer Women Women Start: 10:00								
1.		Zdenka PLESAROVA 36,14 - - - - 36,96	56	CZE 	W55	49,09	36,96 3kg	757 8
2.		Sabrina PLAMMER 32,43 - - - - 34,13	59	AUT 	W55	48,12	34,13 3kg	741 7
3.		Jana ČAPKOVA 37,58 - - - - 37,75	40	CZE 	W40	42,05	37,75 4kg	644 6
4.		Elisabeth KLOTZMANN 20,99 - - - - x 25,27	67	AUT 	W65	41,80	25,27 3kg	640 5
5.		Zvezdana KRŽIČ x x - x 25,28 -	66	SLO 	W65	40,97	25,28 3kg	627 4
6.		Sabina KREBELJ 35,14 - - - - 36,59	37	SLO 	W35	38,44	36,59 4kg	586 3
7.		Sandra ŠARIĆ x - - - 23,33 x	46	CRO 	W45	29,31	23,33 4kg	441 2
8.		Ivana SRAGA 17,11 x - 17,60 x x	47	CRO 	W45	22,57	17,60 4kg	333 1
		Alena BOUCHNEROVA x - 35,58 30,03 29,14 x	40	CZE 	IK W40	39,64	35,58 4kg	

Results

Weight		Women										
Rank	Bib	Athlete				Y	Country	Category	Age res	Result	Points	
Weight		Women	Women	Start: 18:30								
1.		Jana ČAPKOVA				40	CZE		W40	16,56	11,80 9,08kg	8
		11,80	9,69	11,57	10,75	11,01		x				
2.		Erika PIRNAT				38	SLO		W35	16,43	12,05 9,08kg	7
		10,77	10,68	9,93	10,73	12,05		x				
3.		Sabrina PLAMMER				59	AUT		W55	15,50	10,43 7,26kg	6
		10,43	x	x	9,59	9,33	9,91					
4.		Elisabeth KLOTZMANN				67	AUT		W65	15,26	11,28 5,45kg	5
		x	9,83	10,80	x	x	11,28					
5.		Sabina KREBELJ				37	SLO		W35	13,80	10,27 9,08kg	4
		x	10,00	x	9,48	10,19	10,27					
6.		Alena BOUCHNEROVA				40	CZE		W40	13,13	9,35 9,08kg	3
		9,35	x	x	7,72	7,82	8,74					
7.		Marija SRAGA				78	CRO		W75	10,86	6,82 5,45kg	2
		6,27	5,92	6,66	6,77	6,49	6,82					
8.		Melita BOGATEC-MILIVOJEVIĆ				68	CRO		W65	10,20	7,43 5,45kg	1
		6,00	7,34	7,43	6,78	x	6,89					
		Zdenka PLESAROVA				56	CZE		IK W55		DNS 7,26kg	

4 x 100 m Women

4 x 100 m		Women		Women		Result	
4 x 100 m		Women	Women	Start: 19:31			
Rank	BIB	Country				Result	
1.			Czech Republic I				55,40
		<i>Erika Zapalova (66), Alena Rychnova (66), Dana Dvorakova (71), Jana Frabšova (64)</i>					
2.			Austria				55,60
		<i>Jasminka Husic (70), Birgit Kreisler (79), Brigitta Hesch (79), Marianne Maier (42)</i>					
3.			Croatia				55,73
		<i>Branka Graić (56), Renata Novosel (67), Senka Kolovrat Frlić (69), Ivona Jerković (76)</i>					
4.			Slovenia				57,81
		<i>Mojca Breganski (69), Ana Jerman (52), Lidija Pajk (75), Desa Čalasan (70)</i>					
			Czech Republic II				IK 59,84
		<i>Zuzana Pumprlova (60), Libuše Vlachynska (62), Miriam Stewartova (64), Jaroslava Vanečkova (77)</i>					

Results

100 m Men

Rank	Bib	Athlete	Y	Country	Category	Age res	Wind	Result	Points
100 m Men Men Start: 17:10									
1.		Franz HOHL	66	AUT	M65	10,73	(-0,2)	13,46	968 8
2.		Drago NIKOLIČ	63	SLO	M60	10,82	(-0,2)	13,25	940 7
3.		Božo HIMELRAJH	51	SLO	M50	10,88	(-0,2)	12,26	922 6
4.		Edi GONAUS	44	AUT	M40	10,98	(-0,2)	11,81	892 5
5.		Slaven ŽIMBREK	49	CRO	M45	11,01	(-0,2)	12,25	883 4
6.		Antonin KABELE	78	CZE	M75	11,41	(-0,2)	16,21	769 3
7.		Nenad NOVAK	40	CRO	M40	11,58	(-0,2)	12,14	723 2
8.		Josef KRAL	45	CZE	M45	11,89	(-0,2)	12,88	643 1

400 m Men

Rank	Bib	Athlete	Y	Country	Category	Age res	Result	Points	
400 m Men Men Start: 17:44									
1.		Drago NIKOLIČ	63	SLO	M60	45,88		58,43	1121 8
2.		Wolfgang GOSCHL	50	AUT	M50	47,55		54,34	1017 7
3.		Kruno LEDIČ	49	CRO	M45	49,48		56,13	903 6
4.		Marko BOŽIČEK	52	SLO	M50	50,94		59,10	821 5
5.		Christian HOSER	47	AUT	M45	51,31		57,37	801 4
6.		Zvonko HORVATIĆ	53	CRO	M50	51,98		1:00,78	765 3
7.		Antonin JANKOVSKY	72	CZE	M70	53,97		1:15,67	664 2
8.		Ladislav BRETT	64	CZE	M60	57,96		1:14,52	482 1

1500 m Men

Rank	Bib	Athlete	Y	Country	Category	Age res	Result	Points	
1500 m Men Men Start: 18:52									
1.	248	Milan SERAFIN	49	CZE	M45	233,20	4:23,27	936 8	
2.	718	Alois EGGER	58	AUT	M55	236,37	4:48,19	898 7	
3.	737	Robert LENDARO	44	SLO	M40	247,53	4:28,91	768 6	
4.	256	Ivan ANDROIĆ	43	CRO	M40	247,80	4:27,20	765 5	
5.	683	Valentin ČESNIK	46	SLO	M45	252,33	4:38,30	715 4	
6.	699	Vladimir VRANEŠA	65	CRO	M65	255,12	5:33,32	685 3	
7.	257	Romn BRZESOVSKY	49	AUT	M45	257,48	4:50,67	661 2	
8.	690	Petr MOTALEK	53	CZE	M50	257,52	5:00,42	660 1	
		Gottfried HOSER	74	AUT	IK M70	304,29	7:23,83		

Results

Long Jump Men											
Rank	Bib	Athlete				Y	Country	Category	Age res	Result	Points
Long Jump		Men	Men							Start: 18:30	
1.		Milosav ŠIMŠIČ				54	SLO	M50	7,56	5,56	1033 8
		5,32	5,56	5,42	5,29	5,40	5,50				
2.		Franz HOLLAUFL				52	AUT	M50	7,26	5,48	971 7
		5,19	5,38	5,34	5,39	5,48	4,99				
3.		Hans MIEKAUTSCH				76	AUT	M75	7,15	3,91	948 6
		3,68	x	3,91	3,75	x	x				
4.		Berislav ZETIĆ				52	CRO	M50	6,94	5,24	904 5
		5,17	5,24	5,18	x	x	-				
5.		Jan RUBEŠ				71	CZE	M70	6,83	3,99	881 4
		3,98	3,88	3,99	3,99	3,81	3,88				
6.		Franc JUVAN				66	SLO	M65	6,78	4,24	871 3
		4,24	x	x	3,95	x	3,80				
7.		Josef VONAŠEK				76	CZE	M75	6,71	3,67	856 2
		3,49	3,39	3,41	3,65	3,64	3,67				
8.		Nenad VARDA				35	CRO	M35	6,37	6,05	786 1
		5,76	5,83	6,05	6,02	x	5,90				
		Kurt STEINBAUER				51	AUT	IK M50	7,17	5,49	
		5,19	5,42	5,23	5,25	5,32	5,49				
		Božo HIMELRAJH				51	SLO	IK M50	6,99	5,35	
		5,25	4,93	5,35	5,10	4,95	-				

High Jump Men											
Rank	Bib	Athlete				Y	Country	Category	Age res	Result	Points
High Jump		Men	Men							Start: 16:30	
1.		Jaroslav LORENC				60	CZE	M60	2,27	1,63	1138 8
		145/o	148/o	151/o	154/o	157/o	160/o	163/o	166/xxx		
2.		Gunter GASPARD				47	AUT	M45	2,20	1,81	1073 6
		169/o	181/o	185/xxx							
2.		Hans MIEKAUTSCH				76	AUT	M75	2,20	1,33	1073 7
		127/o	130/xxo	133/o	136/xxx						
4.		Ivo STRNAD				63	CZE	M60	2,09	1,45	972 4
		145/o	160/x-								
4.		Jure NOVAK				65	SLO	M65	2,09	1,42	972 5
		127/o	130/o	133/o	136/xo	139/xxo	142/xxo	145/xxx			
6.		Marko SLUGA				78	SLO	M75	2,04	1,21	927 3
		112/o	115/xxo	118/xo	121/xxo	124/xxx					
7.		Damir PUŠELJ				51	CRO	M50	1,80	1,42	710 2
		133/xo	136/xxo	139/xxo	142/xxo	145/xx-					
		Vladimir JUNGER				63	CRO	M60		NM	
		127/xxx									

Results

Triple Jump Men

Rank	Bib	Athlete	Y	Country	Category	Age res	Result	Points
Triple Jump Men Men Start: 16:45								
1.		Georg WERTHNER	58	AUT 	M55	15,75	11,26	1020 8
		10,73 11,26 11,00 10,71 10,90		-				
2.		Drago PIPAN	63	SLO 	M60	14,86	9,88	925 7
		9,45 9,62 9,50 9,57 9,88		x				
3.		Josef VONAŠEK	76	CZE 	M75	14,57	8,03	894 6
		7,43 7,75 7,98 7,83 7,94		8,03				
4.		Bohumil HOVORKA	61	CZE 	M60	13,91	9,52	824 5
		9,03 x 9,52 x 9,50		x				
5.		Franz HOLLAUF	52	AUT 	M50	13,86	10,80	819 4
		10,50 10,70 10,80 10,66		-				
6.		Dean ŠROT	44	SLO 	M40	13,85	12,12	818 3
		11,70 12,09 12,12 11,90		x				
7.		Berislav ZETIĆ	52	CRO 	M50	13,69	10,67	801 2
		x 10,29 10,55 10,41 10,52 10,67						
8.		Damir PUŠELJ	51	CRO 	M50	11,91	9,42	614 1
		9,39 9,39 - x 9,42		x				

Pole Vault Men











Rank	Bib	Athlete	Y	Country	Category	Age res	Result	Points
Pole Vault Men Men Start: 15:30								
1.		Antonin HADINGER	62	CZE 	M60	5,79	3,70	1197 8
		300/o 330/o 350/o 370/o 380/-						
2.		Ivo STRNAD	63	CZE 	M60	5,24	3,30	1043 7
		300/xo 320/xo 330/o 340/xxx						
3.		Christian HOSER	47	AUT 	M45	4,69	3,70	891 6
		270/xo 320/xxo 350/xxo 370/o 390/xxx						
4.		Željko VRBANC	57	CRO 	M55	4,53	3,10	848 5
		280/o 300/o 310/o 320/xxx						
5.		Mišo MATIJEVIČ	43	SLO 	M40	4,20	3,50	758 4
		300/o 320/o 340/o 350/xo 360/xxx						
6.		Reinhold HEIDINGER	63	AUT 	M60	4,12	2,60	736 3
		250/o 260/xo 270/xxx						
7.		Damjan GRIL	46	SLO 	M45	3,75	3,00	637 2
		250/o 270/o 290/xxo 300/o 310/xxx						
8.		Nenad VARDA	35	CRO 	M35	3,22	3,00	495 1
		280/xo 290/o 300/xo 310/x- 320/xx						
		Hrvoje SEDLAR	20	CRO 	IK -		4,71	
		420/o 450/o 471/o 482/xxx						
		Aca STANKOVIĆ	46	SRB 	IK M45		3,80	
		360/o 380/o 390/-						

Results

Shot Put Men









Rank	Bib	Athlete	Y	Country	Category	Age res	Result	Points
Shot Put Men Men Start: 17:00								
1.		Bedrich RECHKA	63	CZE 	M60	20,83	14,38 5kg	1170 8
		13,60 13,07 13,24 13,73 13,63 14,38						
2.		Engelbert STAMPFL	54	AUT 	M50	19,02	14,57 6kg	1062 7
		14,57 14,23 x 14,36 14,08 x						
3.		Zdenek VAŠATA	84	CZE 	M80	18,49	8,64 3kg	1031 6
		8,45 8,64 8,41 8,63 8,63 -						
4.		Marijan DEVETAK	67	SLO 	M65	18,02	11,41 5kg	1003 5
		11,00 10,94 11,18 11,10 11,41 11,32						
5.		Miki PRSTEC	57	SLO 	M55	17,16	12,31 6kg	952 4
		12,31 x 11,91 x 11,25 12,03						
6.		Dragan MUSTAPIĆ	51	CRO 	M50	16,27	13,30 6kg	899 3
		13,30 13,00 x x 13,18 13,08						
7.		Manfred BAULY	59	AUT 	M55	15,90	10,93 6kg	877 2
		10,93 x - - - -						
8.		Dubravko BRDOVČAK	36	CRO 	M35	15,86	15,86 7,26kg	874 1
		15,38 15,86 15,71 x x -						
		Jiri ŠOLAR	60	CZE 	IK M60	14,86	10,96 5kg	
		10,57 x 10,96 x 10,93 x						
		Nikola TURK	85	CRO 	IK M85	17,36	7,86 3kg	
		7,54 7,51 7,86 6,87 - -						

Discus Men

Rank	Bib	Athlete	Y	Country	Category	Age res	Result	Points
Discus Men Men Start: 16:15								
1.		Helmut LANG	73	AUT 	M70	62,05	41,80 1kg	1093 8
2.		Miloš GRYS	65	CZE 	M65	60,43	48,51 1kg	1063 7
3.		Engelbert STAMPFL	54	AUT 	M50	57,68	48,98 1,5kg	1013 6
4.		Jiri ŠOLAR	60	CZE 	M60	50,85	45,51 1kg	889 5
5.		Marjan KERIN	66	SLO 	M65	47,90	37,59 1kg	835 4
6.		Damir LUDVIG	53	CRO 	M50	46,29	40,15 1,5kg	806 3
7.		Dragan MUSTAPIĆ	51	CRO 	M50	44,61	40,43 1,5kg	775 2
8.		Jure NOVAK	65	SLO 	M65	41,73	33,50 1kg	723 1
		Bedrich RECHKA	63	CZE 	IK M60	52,46	43,92 1kg	
		Nikola TURK	85	CRO 	IK M85		DNS	

Results

Javelin Men

Rank	Bib	Athlete	Y	Country	Category	Age res	Result	Points
Javelin Men Men Start: 18:30								
1.		Robert TERŠEK	44	SLO 	M40	76,76	60,13 800g	1041 8
2.		Georg WERTHNER	58	AUT 	M55	72,94	43,86 700g	988 7
3.		Manfred BAULY	59	AUT 	M55	72,15	42,59 700g	977 6
4.		Dušan KOREN	59	SLO 	M55	71,76	42,36 700g	971 5
5.		Petr ERLEBACH	53	CZE 	M50	66,68	44,06 700g	900 4
6.		Siniša BRADIĆ	39	CRO 	M35	57,52	49,52 800g	772 3
7.		Goran JAVOREK	39	CRO 	M35	57,43	49,44 800g	771 2
8.		Bohumil HOVORKA	61	CZE 	M60	54,12	33,39 600g	725 1

Hammer Men

Rank	Bib	Athlete	Y	Country	Category	Age res	Result	Points
Hammer Men Men Start: 11:00								
1.		Heimo VIERTBAUER	70	AUT 	M70	81,33	52,85 4kg	1204 8
		- - 52,81 52,85		x				
2.		Hans LINDNER	55	AUT 	M55	80,52	58,41 6kg	1191 7
		- x - x		- 58,41				
3.		Adi VIDMAJER	72	SLO 	M70	75,41	46,94 4kg	1113 6
		- x x x		x 46,94				
4.		Dražen GOIĆ	70	CRO 	M70	75,07	48,78 4kg	1108 5
		- - 48,78		x x				
5.		Zdenek VAŠATA	84	CZE 	M80	73,64	34,09 3kg	1086 4
		x - - -		- 34,09				
6.		Zdenek BENEK	83	CZE 	M80	72,85	34,79 3kg	1074 3
		- - - -		- 34,79				
7.		Marjan KERIN	66	SLO 	M65	64,16	40,50 5kg	942 2
		- - - -		40,50 39,98				
8.		Mladen SRAGA	49	CRO 	M45	45,81	34,21 7,26kg	664 1
		- - x -		- 34,21				
		Gottfried GASSENBAUER	55	AUT 	IK M55	75,91	55,06 6kg	
		- - - -		55,06 54,14				
		Franz KASTENBERGER	57	AUT 	IK M55	50,37	35,00 6kg	
		x x 35,00		x x				

Results

Weight Men											
Rank	Bib	Athlete				Y	Country	Category	Age res	Result	Points
Weight	Men	Men								Start: 17:30	
1.		Hans LINDNER				55	AUT	M55	25,06	20,93 11,34kg	8
		19,45	x	x	20,44	x	20,93				
2.		Heimo VIERTBAUER				70	AUT	M70	24,55	20,31 7,26kg	7
		x	19,44	x	19,75	18,67	20,31				
3.		Adi VIDMAJER				72	SLO	M70	21,85	17,51 7,26kg	6
		x	16,66	16,43	17,48	16,91	17,51				
4.		Miloš GRYS				65	CZE	M65	21,26	17,00 9,08kg	5
		16,66	x	16,86	17,00	x	16,36				
5.		Dražen GOIĆ				70	CRO	M70	21,14	17,49 7,26kg	4
		15,16	17,49	x	17,09	16,19	x				
6.		Zdenek BENEK				83	CZE	M80	18,22	13,86 5,45kg	3
		11,79	13,69	13,86	x	13,08	x				
7.		Marko SLUGA				78	SLO	M75	16,83	12,29 7,26kg	2
		9,85	12,29	x	11,99	x	11,44				
8.		Miroslav MILIVOJEVIĆ				77	CRO	M75	12,90	9,57 7,26kg	1
		x	9,54	9,16	9,57	x	9,31				
		Marjan KERIN				66	SLO	IK M65	19,71	15,51 9,08kg	
		14,96	14,93	15,26	15,51	14,58	15,14				

4 x 100 m Men

4 x 100 m Men Men										
Rank	BIB	Country								Result
1.		Croatia <i>Nenad Novak (74), Berislav Zetić (61), Robert Lavrenčak (65), Vladimir Junger (50)</i>								49,65
2.		Austria <i>Kurt Steinbauer (62), Franz Hohl (48), Edi Gonaus (70), Wolfgang Goschl (64)</i>								51,50
3.		Czech Republic I <i>Miloš Padeved (63), Milan Serafin (65), Josef Kral (68), Petr Motalek (61)</i>								52,30
		Slovenia <i>Milosav Šimsič (60), Aljaž Klarić (76), Drago Nikolič (51), Božo Himelrajh (62)</i>								DNF
		Czech Republic II <i>Antonin Kabele (35), Josef Vonašek (37), Antonin Jankovsky (42), Jan Rubeš (42)</i>								IK 1:02,71

Ekipni poredak Women

Mjesto	Klub	Bodovi	Broj osvojenih mjesta																
			1	2	3	4	5	6	7	8	9	10	11	12	13	14	15		
1.	<i>CZECH REPUBLIC, Češka</i>	148	6	4	5	2	3	3	1	1									
2.	<i>AUSTRIA, Austrija</i>	131	3	5	2	6	4	1	2	2									
3.	<i>SLOVENIA, Slovenija</i>	108	1	3	4	4	4	4	3	2									
4.	<i>CROATIA, Hrvatska</i>	84	3	1	2	1	1	4	6	6									

Ekipni poredak Men

Mjesto	Klub	Bodovi	Broj osvojenih mjesta																	
			1	2	3	4	5	6	7	8	9	10	11	12	13	14	15			
1.	<i>AUSTRIA, Austrija</i>	158	5	9	5	1	2	1	2											
2.	<i>CZECH REPUBLIC, Češka</i>	114	4	2	3	3	4	3	2	4										
3.	<i>SLOVENIA, Slovenija</i>	114	3	2	4	4	4	3	3	1										
4.	<i>CROATIA, Hrvatska</i>	81	1		1	4	2	5	5	6										

Ekipni poredak sveukupno muški i žene

Mjesto	Klub	Bodovi	Broj osvojenih mjesta																
			1	2	3	4	5	6	7	8	9	10	11	12	13	14	15		
1.	<i>AUSTRIA, Austrija</i>	289	8	14	7	7	6	2	4	2									
2.	<i>CZECH REPUBLIC, Češka</i>	262	10	6	8	5	7	6	3	5									
3.	<i>SLOVENIA, Slovenija</i>	222	4	5	8	8	8	7	6	3									
4.	<i>CROATIA, Hrvatska</i>	165	4	1	3	5	3	9	11	12									

Ekipno Women

Class.	Team	Points	100m	400m	1500m	Dalj	Vis	Trosko k	Motka	Kugla	Disk	Koplje	Kladivo	Gira	4x100m											
1.	CZECH REPUBLIC	148	15	6	14	5	10	11	8	13	11	14	14	11	16											
2.	AUSTRIA	131	8	8	11	12	8	7	11	9	13	9	12	11	12											
3.	SLOVENIA	108	5	11	7	11	11	9	8	8	8	8	7	11	4											
4.	CROATIA	84	8	11	4	8	7	9	8	6	4	5	3	3	8											

Ekipno Men

Class.	Team	Points	100m	400m	1500m	Dalj	Vis	Trosko k	Motka	Kugla	Disk	Koplje	Kladivo	Gira	4x100m											
1.	AUSTRIA	158	13	11	9	13	13	12	9	9	14	13	15	15	12											
2.	CZECH REPUBLIC	114	4	3	9	6	12	11	15	14	12	5	7	8	8											
3.	SLOVENIA	114	13	13	10	11	8	10	6	9	5	13	8	8												
4.	CROATIA	81	6	9	8	6	2	3	6	4	5	5	6	5	16											

Najbolji atletičar po IAAF tablicama Muški

1.	Heimo VIERTBAUER	1943	AUT	Austria, Austrija	Bacanje kladiva	Men	4kg	52,85	1204
2.	Antonin HADINGER	1951	CZE	Czech Republic, Češka	Skok s motkom	Men		3,70	1197
3.	Hans LINDNER	1959	AUT	Austria, Austrija	Bacanje kladiva	Men	6kg	58,41	1191
4.	Bedrich RECHKA	1950	CZE	Czech Republic, Češka	Bacanje kugle	Men	5kg	14,38	1170
5.	Jaroslav LORENC	1953	CZE	Czech Republic, Češka	Skok u vis	Men		1,63	1138
6.	Drago NIKOLIČ	1951	SLO	Slovenia, Slovenija	400 m	Men		58,43	1121
7.	Adi VIDMAJER	1942	SLO	Slovenia, Slovenija	Bacanje kladiva	Men	4kg	46,94	1113
8.	Dražen GOIĆ	1943	CRO	Croatia, Hrvatska	Bacanje kladiva	Men	4kg	48,78	1108
9.	Helmut LANG	1940	AUT	Austria, Austrija	Bacanje diska	Men	1kg	41,80	1093
10.	Zdenek VAŠATA	1930	CZE	Czech Republic, Češka	Bacanje kladiva	Men	3kg	34,09	1086
11.	Zdenek BENEK	1931	CZE	Czech Republic, Češka	Bacanje kladiva	Men	3kg	34,79	1074
12.	Hans MIEKAUTSCH	1937	AUT	Austria, Austrija	Skok u vis	Men		1,33	1073
13.	Gunter GASPAR	1966	AUT	Austria, Austrija	Skok u vis	Men		1,81	1073
14.	Miloš GRYC	1949	CZE	Czech Republic, Češka	Bacanje diska	Men	1kg	48,51	1063
15.	Engelbert STAMPFL	1959	AUT	Austria, Austrija	Bacanje kugle	Men	6kg	14,57	1062
16.	Ivo STRNAD	1951	CZE	Czech Republic, Češka	Skok s motkom	Men		3,30	1043
17.	Robert TERŠEK	1970	SLO	Slovenia, Slovenija	Bacanje koplja	Men	800g	60,13	1041
18.	Milosav ŠIMŠIĆ	1960	SLO	Slovenia, Slovenija	Skok u dalj	Men		5,56	1033
19.	Zdenek VAŠATA	1930	CZE	Czech Republic, Češka	Bacanje kugle	Men	3kg	8,64	1031
20.	Georg WERTHNER	1956	AUT	Austria, Austrija	Troskok	Men		11,26	1020
21.	Wolfgang GOSCHL	1964	AUT	Austria, Austrija	400 m	Men		54,34	1017
22.	Engelbert STAMPFL	1959	AUT	Austria, Austrija	Bacanje diska	Men	1,5kg	48,98	1013
23.	Marijan DEVETAK	1946	SLO	Slovenia, Slovenija	Bacanje kugle	Men	5kg	11,41	1003
24.	Georg WERTHNER	1956	AUT	Austria, Austrija	Bacanje koplja	Men	700g	43,86	988
25.	Manfred BAULY	1955	AUT	Austria, Austrija	Bacanje koplja	Men	700g	42,59	977
26.	Jure NOVAK	1949	SLO	Slovenia, Slovenija	Skok u vis	Men		1,42	972
27.	Ivo STRNAD	1951	CZE	Czech Republic, Češka	Skok u vis	Men		1,45	972
28.	Franz HOLLAUF	1961	AUT	Austria, Austrija	Skok u dalj	Men		5,48	971
29.	Dušan KOREN	1955	SLO	Slovenia, Slovenija	Bacanje koplja	Men	700g	42,36	971
30.	Franz HOHL	1948	AUT	Austria, Austrija	100 m	Men	-0,2	13,46	968
31.	Miki PRSTEC	1956	SLO	Slovenia, Slovenija	Bacanje kugle	Men	6kg	12,31	952
32.	Hans MIEKAUTSCH	1937	AUT	Austria, Austrija	Skok u dalj	Men		3,91	948
33.	Marjan KERIN	1948	SLO	Slovenia, Slovenija	Bacanje kladiva	Men	5kg	40,50	942
34.	Drago NIKOLIČ	1951	SLO	Slovenia, Slovenija	100 m	Men	-0,2	13,25	940
35.	248 Milan SERAFIN	1965	CZE	Czech Republic, Češka	1500 m	Men		4:23,27	936
36.	Marko SLUGA	1935	SLO	Slovenia, Slovenija	Skok u vis	Men		1,21	927
37.	Drago PIPAN	1951	SLO	Slovenia, Slovenija	Troskok	Men		9,88	925
38.	Božo HIMELRAJH	1962	SLO	Slovenia, Slovenija	100 m	Men	-0,2	12,26	922
39.	Berislav ZETIĆ	1961	CRO	Croatia, Hrvatska	Skok u dalj	Men		5,24	904
40.	Kruno LEDIĆ	1964	CRO	Croatia, Hrvatska	400 m	Men		56,13	903
41.	Petr ERLEBACH	1961	CZE	Czech Republic, Češka	Bacanje koplja	Men	700g	44,06	900
42.	Dragan MUSTAPIĆ	1963	CRO	Croatia, Hrvatska	Bacanje kugle	Men	6kg	13,30	899
43.	718 Alois EGGER	1956	AUT	Austria, Austrija	1500 m	Men		4:48,19	898
44.	Josef VONAŠEK	1937	CZE	Czech Republic, Češka	Troskok	Men		8,03	894
45.	Edi GONAUS	1970	AUT	Austria, Austrija	100 m	Men	-0,2	11,81	892
46.	Christian HOSER	1966	AUT	Austria, Austrija	Skok s motkom	Men		3,70	891
47.	Jiri ŠOLAR	1954	CZE	Czech Republic, Češka	Bacanje diska	Men	1kg	45,51	889

48.	Slaven ŽIMBREK	1964	CRO	Croatia, Hrvatska	100 m	Men	-0,2	12,25	883
49.	Jan RUBEŠ	1942	CZE	Czech Republic, Češka	Skok u dalj	Men		3,99	881
50.	Manfred BAULY	1955	AUT	Austria, Austrija	Bacanje kugle	Men	6kg	10,93	877
51.	Dubravko BRDOVČAK	1978	CRO	Croatia, Hrvatska	Bacanje kugle	Men	7,26kg	15,86	874
52.	Franc JUVAN	1948	SLO	Slovenia, Slovenija	Skok u dalj	Men		4,24	871
53.	Josef VONAŠEK	1937	CZE	Czech Republic, Češka	Skok u dalj	Men		3,67	856
54.	Željko VRBANC	1957	CRO	Croatia, Hrvatska	Skok s motkom	Men		3,10	848
55.	Marjan KERIN	1948	SLO	Slovenia, Slovenija	Bacanje diska	Men	1kg	37,59	835
56.	Bohumil HOVORKA	1952	CZE	Czech Republic, Češka	Troskok	Men		9,52	824
57.	Marko BOŽIČEK	1962	SLO	Slovenia, Slovenija	400 m	Men		59,10	821
58.	Franz HOLLAUF	1961	AUT	Austria, Austrija	Troskok	Men		10,80	819
59.	Dean ŠROT	1970	SLO	Slovenia, Slovenija	Troskok	Men		12,12	818
60.	Damir LUDVIG	1961	CRO	Croatia, Hrvatska	Bacanje diska	Men	1,5kg	40,15	806
61.	Christian HOSEK	1966	AUT	Austria, Austrija	400 m	Men		57,37	801
62.	Berislav ZETIĆ	1961	CRO	Croatia, Hrvatska	Troskok	Men		10,67	801
63.	Nenad VARDA	1979	CRO	Croatia, Hrvatska	Skok u dalj	Men		6,05	786
64.	Dragan MUSTAPIĆ	1963	CRO	Croatia, Hrvatska	Bacanje diska	Men	1,5kg	40,43	775
65.	Siniša BRADIĆ	1975	CRO	Croatia, Hrvatska	Bacanje koplja	Men	800g	49,52	772
66.	Goran JAVOREK	1974	CRO	Croatia, Hrvatska	Bacanje koplja	Men	800g	49,44	771
67.	Antonin KABELE	1935	CZE	Czech Republic, Češka	100 m	Men	-0,2	16,21	769
68.	737 Robert LENDARO	1970	SLO	Slovenia, Slovenija	1500 m	Men		4:28,91	768
69.	256 Ivan ANDROIĆ	1970	CRO	Croatia, Hrvatska	1500 m	Men		4:27,20	765
70.	Zvonko HORVATIĆ	1961	CRO	Croatia, Hrvatska	400 m	Men		1:00,78	765
71.	Mišo MATIJEVIČ	1971	SLO	Slovenia, Slovenija	Skok s motkom	Men		3,50	758
72.	Reinhold HEIDINGER	1950	AUT	Austria, Austrija	Skok s motkom	Men		2,60	736
73.	Bohumil HOVORKA	1952	CZE	Czech Republic, Češka	Bacanje koplja	Men	600g	33,39	725
74.	Nenad NOVAK	1974	CRO	Croatia, Hrvatska	100 m	Men	-0,2	12,14	723
75.	Jure NOVAK	1949	SLO	Slovenia, Slovenija	Bacanje diska	Men	1kg	33,50	723
76.	683 Valentin ČESNIK	1968	SLO	Slovenia, Slovenija	1500 m	Men		4:38,30	715
77.	Damir PUŠELJ	1962	CRO	Croatia, Hrvatska	Skok u vis	Men		1,42	710
78.	699 Vladimir VRANEŠA	1949	CRO	Croatia, Hrvatska	1500 m	Men		5:33,32	685
79.	Antonin JANKOVSKY	1942	CZE	Czech Republic, Češka	400 m	Men		1:15,67	664
80.	Mladen SRAGA	1964	CRO	Croatia, Hrvatska	Bacanje kladiva	Men	7,26kg	34,21	664
81.	257 Romn BRZESOVSKY	1964	AUT	Austria, Austrija	1500 m	Men		4:50,67	661
82.	690 Petr MOTALEK	1961	CZE	Czech Republic, Češka	1500 m	Men		5:00,42	660
83.	Josef KRAL	1968	CZE	Czech Republic, Češka	100 m	Men	-0,2	12,88	643
84.	Damjan GRIL	1967	SLO	Slovenia, Slovenija	Skok s motkom	Men		3,00	637
85.	Damir PUŠELJ	1962	CRO	Croatia, Hrvatska	Troskok	Men		9,42	614
86.	Nenad VARDA	1979	CRO	Croatia, Hrvatska	Skok s motkom	Men		3,00	495
87.	Ladislav BRETT	1949	CZE	Czech Republic, Češka	400 m	Men		1:14,52	482

Najbolji atletičar po IAAF tablicama Žene

1.	Marianne MAIER	1942	AUT	Austria, Austrija	Bacanje kugle	Women	3kg	10,19	1303
2.	Jarmila KLIMEŠOVA	1947	CZE	Czech Republic, Češka	Bacanje koplja	Women	400g	29,76	1153
3.	Marianne MAIER	1942	AUT	Austria, Austrija	Skok u dalj	Women		3,58	1089
4.	Jarmila KLIMEŠOVA	1947	CZE	Czech Republic, Češka	Bacanje kugle	Women	3kg	9,83	1089
5.	Marjeta ČAD	1948	SLO	Slovenia, Slovenija	Skok u vis	Women		1,18	1060
6.	Renata NOVOSEL	1967	CRO	Croatia, Hrvatska	Skok u dalj	Women		4,97	1043
7.	Renata NOVOSEL	1967	CRO	Croatia, Hrvatska	400 m	Women		1:02,46	1020
8.	Jana FRABŠOVA	1964	CZE	Czech Republic, Češka	100 m	Women	-1,2	13,76	1002
9.	Ana MRČIĆ	1967	CRO	Croatia, Hrvatska	Troskok	Women		10,67	1001
10.	Berta TISCHLINGER	1934	AUT	Austria, Austrija	Skok u vis	Women		0,97	1000
11.	Mojca BREGANSKI	1969	SLO	Slovenia, Slovenija	Skok u dalj	Women		4,93	996
12.	Ana JERMAN	1952	SLO	Slovenia, Slovenija	400 m	Women		1:13,78	990
13.	239 Miriam STEWARTOVA	1964	CZE	Czech Republic, Češka	1500 m	Women		5:11,60	975
14.	Jasminka HUSIC	1970	AUT	Austria, Austrija	400 m	Women		1:03,01	974
15.	Erika ZAPALOVA	1966	CZE	Czech Republic, Češka	400 m	Women		1:05,02	961
16.	Desa ČALASAN	1970	SLO	Slovenia, Slovenija	Skok u dalj	Women		4,76	951
17.	477 Michaela ZWERTGER	1966	AUT	Austria, Austrija	1500 m	Women		5:10,74	945
18.	Jaroslava VANEČKOVA	1977	CZE	Czech Republic, Češka	Troskok	Women		11,77	938
19.	Zvonka BLATNIK	1961	SLO	Slovenia, Slovenija	400 m	Women		1:09,55	934
20.	Renate SCHADEN	1939	AUT	Austria, Austrija	Skok u dalj	Women		3,00	931
21.	Ivona JERKOVIĆ	1976	CRO	Croatia, Hrvatska	Skok s motkom	Women		3,50	922
22.	Brigitta HESCH	1979	AUT	Austria, Austrija	Skok s motkom	Women		3,60	919
23.	Zuzana PUMPRLOVA	1960	CZE	Czech Republic, Češka	Skok u dalj	Women		4,07	919
24.	510 Libuše VLACHYNSKA	1962	CZE	Czech Republic, Češka	1500 m	Women		5:30,67	914
25.	Zuzana PUMPRLOVA	1960	CZE	Czech Republic, Češka	Skok u vis	Women		1,27	911
26.	Miloslava ROČNAKOVA	1945	CZE	Czech Republic, Češka	Bacanje kugle	Women	3kg	7,59	907
27.	Irena VLAHINIĆ	1976	CRO	Croatia, Hrvatska	Skok u vis	Women		1,52	901
28.	Desa ČALASAN	1970	SLO	Slovenia, Slovenija	Bacanje koplja	Women	600g	34,85	897
29.	Blanka VYKYDALOVA	1956	CZE	Czech Republic, Češka	Skok u vis	Women		1,18	891
30.	Erika ZAPALOVA	1966	CZE	Czech Republic, Češka	100 m	Women	-1,2	14,20	886
31.	Branka GRAIĆ	1956	CRO	Croatia, Hrvatska	100 m	Women	-1,2	15,37	883
32.	Karmella MICHLFEIT	1949	AUT	Austria, Austrija	100 m	Women	-1,2	16,48	881
33.	Mira PUHAR	1938	SLO	Slovenia, Slovenija	Skok u vis	Women		0,94	881
34.	Ana MRČIĆ	1967	CRO	Croatia, Hrvatska	Skok u vis	Women		1,36	881
35.	Zvonka BLATNIK	1961	SLO	Slovenia, Slovenija	100 m	Women	-1,2	14,99	870
36.	Mojca BREGANSKI	1969	SLO	Slovenia, Slovenija	Troskok	Women		9,91	864
37.	Mira PUHAR	1938	SLO	Slovenia, Slovenija	Bacanje kugle	Women	2kg	5,92	855
38.	Marija SRAGA	1936	CRO	Croatia, Hrvatska	Bacanje kugle	Women	2kg	5,53	844
39.	Jasminka HUSIC	1970	AUT	Austria, Austrija	100 m	Women	-1,2	14,17	844
40.	Ivona JERKOVIĆ	1976	CRO	Croatia, Hrvatska	100 m	Women	-1,2	13,51	833
41.	Senka KOLOVRAT FRLIĆ	1969	CRO	Croatia, Hrvatska	400 m	Women		1:09,20	817
42.	Daniela ŠKOPKOVA	1948	CZE	Czech Republic, Češka	Bacanje koplja	Women	400g	21,80	813
43.	Renate SCHADEN	1939	AUT	Austria, Austrija	Bacanje koplja	Women	400g	16,66	802
44.	Brigitta HESCH	1979	AUT	Austria, Austrija	Troskok	Women		10,85	800
45.	Berta TISCHLINGER	1934	AUT	Austria, Austrija	Bacanje diska	Women	0,75kg	16,19	787
46.	Alena RYCHNOVA	1966	CZE	Czech Republic, Češka	Skok u dalj	Women		3,96	787
47.	Alena RYCHNOVA	1966	CZE	Czech Republic, Češka	Troskok	Women		8,82	786

48.	Dragana CIGANOVIĆ	1977	CRO	Croatia, Hrvatska	Skok u dalj	Women		4,63	785
49.	Zdenka PLESAROVA	1958	CZE	Czech Republic, Češka	Bacanje diska	Women	1kg	27,76	769
50.	Ana PEČEK	1968	SLO	Slovenia, Slovenija	Troskok	Women		8,83	768
51.	Silva HOČEVAR TRONTE	1943	SLO	Slovenia, Slovenija	Bacanje kugle	Women	3kg	6,27	764
52.	Birgit KREISLER	1979	AUT	Austria, Austrija	Troskok	Women		10,51	764
53.	Slavica GRGURIĆ PAJNIĆ	1956	CRO	Croatia, Hrvatska	Bacanje kugle	Women	3kg	8,68	762
54.	Zdenka PLESAROVA	1958	CZE	Czech Republic, Češka	Bacanje kladiva	Women	3kg	36,96	757
55.	Annerose ZOLLER	1965	AUT	Austria, Austrija	Skok u vis	Women		1,21	754
56.	Marjeta ČAD	1948	SLO	Slovenia, Slovenija	Bacanje diska	Women	1kg	21,31	753
57.	111 Lidija PAJK	1975	SLO	Slovenia, Slovenija	1500 m	Women		5:20,95	749
58.	Annerose ZOLLER	1965	AUT	Austria, Austrija	400 m	Women		1:14,58	742
59.	Sabrina PLAMMER	1954	AUT	Austria, Austrija	Bacanje kladiva	Women	3kg	34,13	741
60.	110 Alexandra KOLLMITZER	1975	AUT	Austria, Austrija	1500 m	Women		5:22,50	739
61.	Elfi ALBIN	1961	AUT	Austria, Austrija	Bacanje diska	Women	1kg	27,56	708
62.	Ana PEČEK	1968	SLO	Slovenia, Slovenija	Skok s motkom	Women		2,50	703
63.	Daniela ŠKOPKOVA	1948	CZE	Czech Republic, Češka	Bacanje diska	Women	1kg	18,90	683
64.	Miloslava ROČNAKOVA	1945	CZE	Czech Republic, Češka	400 m	Women		1:35,02	680
65.	Dragana CIGANOVIĆ	1977	CRO	Croatia, Hrvatska	Troskok	Women		9,35	660
66.	Elfi ALBIN	1961	AUT	Austria, Austrija	Bacanje kugle	Women	3kg	8,57	651
67.	Jana ČAPKOVA	1974	CZE	Czech Republic, Češka	Bacanje kladiva	Women	4kg	37,75	644
68.	Elisabeth KLOTZMANN	1947	AUT	Austria, Austrija	Bacanje kladiva	Women	3kg	25,27	640
69.	Branka KOCUVAN	1953	SLO	Slovenia, Slovenija	100 m	Women	-1,2	17,96	630
70.	Zvezdana KRŽIČ	1947	SLO	Slovenia, Slovenija	Bacanje kladiva	Women	3kg	25,28	627
71.	Magdalena KULNIK	1977	AUT	Austria, Austrija	Bacanje koplja	Women	600g	29,25	622
72.	Slavica GRGURIĆ PAJNIĆ	1956	CRO	Croatia, Hrvatska	Bacanje diska	Women	1kg	21,50	621
73.	Melita BOGATEC-MILIVO	1946	CRO	Croatia, Hrvatska	Bacanje koplja	Women	400g	15,51	620
74.	Sabina KREBELJ	1976	SLO	Slovenia, Slovenija	Bacanje kladiva	Women	4kg	36,59	586
75.	Lana MILIVOJEVIĆ	1977	CRO	Croatia, Hrvatska	Bacanje koplja	Women	600g	27,39	581
76.	Silva HOČEVAR TRONTE	1943	SLO	Slovenia, Slovenija	Bacanje diska	Women	1kg	14,84	572
77.	Jaroslava VANEČKOVA	1977	CZE	Czech Republic, Češka	Skok s motkom	Women		2,30	514
78.	724 Željka BENKO HRIBERSK	1973	CRO	Croatia, Hrvatska	1500 m	Women		6:15,37	487
79.	501 Vanja LENDARO	1972	SLO	Slovenia, Slovenija	1500 m	Women		6:19,78	467
80.	Sandra ŠARIĆ	1968	CRO	Croatia, Hrvatska	Bacanje kladiva	Women	4kg	23,33	441
81.	Birgit KREISLER	1979	AUT	Austria, Austrija	Skok s motkom	Women		2,10	429
82.	Alena SVITAKOVA	1965	CZE	Czech Republic, Češka	Skok s motkom	Women		1,70	426
83.	Lana MILIVOJEVIĆ	1977	CRO	Croatia, Hrvatska	Bacanje diska	Women	1kg	24,41	421
84.	248 Đurđica BOŽIĆ	1957	CRO	Croatia, Hrvatska	1500 m	Women		7:45,50	373
85.	111 Lidija PAJK	1975	SLO	Slovenia, Slovenija	Bacanje koplja	Women	600g	16,05	350
86.	Ivana SRAGA	1966	CRO	Croatia, Hrvatska	Bacanje kladiva	Women	4kg	17,60	333
87.	Erika PIRNAT	1976	SLO	Slovenia, Slovenija	Skok s motkom	Women		1,70	326