

**22. EVROPSKO PRVENSTVO
ZA ČLANE IN ČLANICE**

22nd European Athletics Championships

Zürich (SUI), 12. – 17. avgust 2014

Results
200m Men
Round 1

14 AUG 2014

EUROPEAN RECORD	19.72	MENNEA Pietro	ITA	Ciudad de México (MEX)	12 SEP 1979
CHAMPIONSHIP RECORD	19.85	KEDÉRIS Konstadínos	GRE	München (GER)	9 AUG 2002

Heat 1 Start Time: 12:05 Wind: -1.5 m/s

Rank	Name	Nat	Date of Birth	Lane	Reaction time	Result	
1	SMELYK Serhiy	UKR	19 APR 1987	5	0.155	20.49	Q
2	GULIYEV Ramil	TUR	29 MAY 1990	6	0.176	20.59	Q
3	BASSAW Ben	FRA	9 JUL 1989	8	0.178	20.68	Q
4	EREWA Robin	GER	24 JUN 1991	3	0.140	20.72	q
5	RUIZ Sergio	ESP	21 OCT 1989	4	0.145	20.73	q SB
6	DEMONTE Enrico	ITA	25 SEP 1988	7	0.146	20.90	
7	KREMENSKI Petar	BUL	14 JAN 1991	1	0.163	21.75	
8	PANDEV Riste	MKD	25 JAN 1994	2	0.181	21.96	

Heat 2 Start Time: 12:13 Wind: +0.4 m/s

Rank	Name	Nat	Date of Birth	Lane	Reaction time	Result	
1	LEMAITRE Christophe	FRA	11 JUN 1990	4	0.151	20.43	Q
2	ELLINGTON James	GBR	6 SEP 1985	2	0.139	20.55	Q
3	WILSON Alex	SUI	19 SEP 1990	7	0.142	20.61	Q SB
4	WISSMAN Johan	SWE	2 NOV 1982	8	0.173	20.82	
5	SAFER Izzet	TUR	10 JUL 1990	3	0.146	21.06	
6	LIMA David	POR	6 SEP 1990	6	0.166	21.25	
7	HALDNER Fabian	LIE	18 MAR 1992	5	0.172	23.06	
	REUS Julian	GER	29 APR 1988	1		DNS	

Heat 3 Start Time: 12:21 Wind: -0.4 m/s


Rank	Name	Nat	Date of Birth	Lane	Reaction time	Result	
1	TALBOT Danny	GBR	1 MAY 1991	6	0.154	20.63	Q
2	TSÁKONAS Likoúrgos-Stéfanos	GRE	8 MAR 1990	2	0.157	20.64	Q
3	MARANI Diego	ITA	27 APR 1990	8	0.154	20.65	Q
4	ZALEWSKI Karol	POL	7 AUG 1993	4	0.143	20.76	q
5	DE OLIVEIRA Nil	SWE	3 SEP 1986	3	0.154	20.93	
6	MOORE Kevin	MLT	29 JUL 1990	5	0.155	21.03	NR
7	NIIT Marek	EST	9 AUG 1987	1	0.212	21.04	
8	ŽUMER Jan	SLO	9 JUN 1982	7	0.159	21.47	

Heat 4 Start Time: 12:29 Wind: -0.2 m/s

Rank	Name	Nat	Date of Birth	Lane	Reaction time	Result	
1	GEMILI Adam	GBR	6 OCT 1993	6	0.170	20.39	Q
2	DESALU Eseosa	ITA	19 FEB 1994	4	0.124	20.55	Q PB
3	MARTINA Churandy	NED	3 JUL 1984	8	0.155	20.60	Q SB
4	MENGA Alex - Platini	GER	29 SEP 1987	1	0.145	20.71	q
5	SAIDY NDURE Jaysuma	NOR	1 JAN 1984	7	0.199	20.78	
6	ÅSTRAND Jonathan	FIN	9 SEP 1985	5	0.165	21.03	
7	BURGUNDER Joel	SUI	20 MAY 1991	3	0.142	21.24	
8	DE SA Mikel	AND	6 JUL 1990	2	0.239	22.54	

Qualified: First 3 in each heat (Q) and 4 best performers (q) advance to the Semifinals

INTERNET Service: www.european-athletics.org

Timing, Measurement & Data Service by  OMEGA

printed at THU 14 AUG 2014 12:34

Page 1 of 2

Results
200m Men
Round 1

14 AUG 2014

EUROPEAN RECORD	19.72	MENNEA Pietro	ITA	Ciudad de México (MEX)	12 SEP 1979
CHAMPIONSHIP RECORD	19.85	KEDÉRIS Konstadínos	GRE	München (GER)	9 AUG 2002


Rank	Name	Nat	Date of Birth	Heat	Lane	Position	Wind	Time	
1	GEMILI Adam	GBR	6 OCT 1993	4	6	1	-0.2	20.39	Q
2	LEMAITRE Christophe	FRA	11 JUN 1990	2	4	1	+0.4	20.43	Q
3	SMELYK Serhiy	UKR	19 APR 1987	1	5	1	-1.5	20.49	Q
4	DESALU Eseosa	ITA	19 FEB 1994	4	4	2	-0.2	20.55	Q PB
4	ELLINGTON James	GBR	6 SEP 1985	2	2	2	+0.4	20.55	Q
6	GULIYEV Ramil	TUR	29 MAY 1990	1	6	2	-1.5	20.59	Q
7	MARTINA Churandy	NED	3 JUL 1984	4	8	3	-0.2	20.60	Q SB
8	WILSON Alex	SUI	19 SEP 1990	2	7	3	+0.4	20.61	Q SB
9	TALBOT Danny	GBR	1 MAY 1991	3	6	1	-0.4	20.63	Q
10	TSÁKONAS Likoúrgos-Stéfanos	GRE	8 MAR 1990	3	2	2	-0.4	20.64	Q
11	MARANI Diego	ITA	27 APR 1990	3	8	3	-0.4	20.65	Q
12	BASSAW Ben	FRA	9 JUL 1989	1	8	3	-1.5	20.68	Q
13	MENGA Alex - Platini	GER	29 SEP 1987	4	1	4	-0.2	20.71	q
14	EREWA Robin	GER	24 JUN 1991	1	3	4	-1.5	20.72	q
15	RUIZ Sergio	ESP	21 OCT 1989	1	4	5	-1.5	20.73	q SB
16	ZALEWSKI Karol	POL	7 AUG 1993	3	4	4	-0.4	20.76	q
17	SAIDY NDURE Jaysuma	NOR	1 JAN 1984	4	7	5	-0.2	20.78	
18	WISSMAN Johan	SWE	2 NOV 1982	2	8	4	+0.4	20.82	
19	DEMONTE Enrico	ITA	25 SEP 1988	1	7	6	-1.5	20.90	
20	DE OLIVEIRA Nil	SWE	3 SEP 1986	3	3	5	-0.4	20.93	
21	ÅSTRAND Jonathan	FIN	9 SEP 1985	4	5	6	-0.2	21.03	
21	MOORE Kevin	MLT	29 JUL 1990	3	5	6	-0.4	21.03	NR
23	NIIT Marek	EST	9 AUG 1987	3	1	7	-0.4	21.04	
24	SAFER Izzet	TUR	10 JUL 1990	2	3	5	+0.4	21.06	
25	BURGUNDER Joel	SUI	20 MAY 1991	4	3	7	-0.2	21.24	
26	LIMA David	POR	6 SEP 1990	2	6	6	+0.4	21.25	
27	ŽUMER Jan	SLO	9 JUN 1982	3	7	8	-0.4	21.47	
28	KREMENSKI Petar	BUL	14 JAN 1991	1	1	7	-1.5	21.75	
29	PANDEV Riste	MKD	25 JAN 1994	1	2	8	-1.5	21.96	
30	DE SA Mikel	AND	6 JUL 1990	4	2	8	-0.2	22.54	
31	HALDNER Fabian	LIE	18 MAR 1992	2	5	7	+0.4	23.06	
	REUS Julian	GER	29 APR 1988	2	1			DNS	

Qualified: First 3 in each heat (Q) and 4 best performers (q) advance to the Semifinals

Note:
These athletes are sorted on performance.

Legend
DNS Did not Start
q qualified by time
NR National Record
SB Season Best
PB Personal Best
Q Qualified by place

INTERNET Service: www.european-athletics.org

Timing, Measurement & Data Service by  OMEGA

printed at THU 14 AUG 2014 12:33

Page 1 of 1

Results
200m Men
Semifinal

14 AUG 2014

EUROPEAN RECORD	19.72	MENNEA Pietro	ITA	Ciudad de México (MEX)	12 SEP 1979
CHAMPIONSHIP RECORD	19.85	KEDÉRIS Konstadínos	GRE	München (GER)	9 AUG 2002

Semifinal 1 Start Time: 20:15 Wind: -0.4 m/s

Rank	Name	Nat	Date of Birth	Lane	Reaction time	Result	
1	LEMAITRE Christophe	FRA	11 JUN 1990	5	0.130	20.26	Q
2	SMELYK Serhiy	UKR	19 APR 1987	3	0.168	20.32	Q PB
3	MARANI Diego	ITA	27 APR 1990	7	0.150	20.36	Q PB
4	GULIYEV Ramil	TUR	29 MAY 1990	4	0.167	20.38	q NR
5	ELLINGTON James	GBR	6 SEP 1985	6	0.150	20.52	
6	WILSON Alex	SUI	19 SEP 1990	8	0.128	20.76	
7	EREWA Robin	GER	24 JUN 1991	1	0.151	20.82	
8	RUIZ Sergio	ESP	21 OCT 1989	2	0.146	20.85	

Semifinal 2 Start Time: 20:22 Wind: +0.4 m/s

Rank	Name	Nat	Date of Birth	Lane	Reaction time	Result	
1	GEMILI Adam	GBR	6 OCT 1993	6	0.153	20.23	Q
2	MARTINA Churandy	NED	3 JUL 1984	7	0.140	20.40	Q SB
3	TSÁKONAS Likoúrgos-Stéfanos	GRE	8 MAR 1990	5	0.156	20.40	Q PB
4	ZALEWSKI Karol	POL	7 AUG 1993	1	0.181	20.52	q
5	BASSAW Ben	FRA	9 JUL 1989	8	0.207	20.62	
6	TALBOT Danny	GBR	1 MAY 1991	3	0.162	20.62	
7	DESALU Eseosa	ITA	19 FEB 1994	4	0.160	20.73	
8	MENGA Alex - Platini	GER	29 SEP 1987	2	0.145	20.89	

Qualified: First 3 in each heat (Q) and 2 best performers (q) advance to the Final


Weather conditions at the beginning of the 1st heat

Temperature: 17 °C Humidity: 65 % Conditions: Cloudy

Legend	
NR	National Record
SB	Season Best
PB	Personal Best
Q	Qualified by place
q	qualified by time

Athlete ZALEWSKI, K qualified by draw according to Rule 167.2

INTERNET Service: www.european-athletics.org

Timing, Measurement & Data Service by  OMEGA

Results
200m Men
Semifinal

14 AUG 2014

EUROPEAN RECORD	19.72	MENNEA Pietro	ITA	Ciudad de México (MEX)	12 SEP 1979
CHAMPIONSHIP RECORD	19.85	KEDÉRIS Konstadínos	GRE	München (GER)	9 AUG 2002

Rank	Name	Nat	Date of Birth	Heat	Lane	Position	Wind	Time
1	GEMILI Adam	GBR	6 OCT 1993	2	6	1	+0.4	20.23 Q
2	LEMAITRE Christophe	FRA	11 JUN 1990	1	5	1	-0.4	20.26 Q
3	SMELYK Serhiy	UKR	19 APR 1987	1	3	2	-0.4	20.32 Q PB
4	MARANI Diego	ITA	27 APR 1990	1	7	3	-0.4	20.36 Q PB
5	GULIYEV Ramil	TUR	29 MAY 1990	1	4	4	-0.4	20.38 q NR
6	MARTINA Churandy	NED	3 JUL 1984	2	7	2	+0.4	20.40 Q SB
7	TSÁKONAS Likóúrgos-Stéfanos	GRE	8 MAR 1990	2	5	3	+0.4	20.40 Q PB
8	ELLINGTON James	GBR	6 SEP 1985	1	6	5	-0.4	20.52
8	ZALEWSKI Karol	POL	7 AUG 1993	2	1	4	+0.4	20.52 q
10	BASSAW Ben	FRA	9 JUL 1989	2	8	5	+0.4	20.62
11	TALBOT Danny	GBR	1 MAY 1991	2	3	6	+0.4	20.62
12	DESALU Eseosa	ITA	19 FEB 1994	2	4	7	+0.4	20.73
13	WILSON Alex	SUI	19 SEP 1990	1	8	6	-0.4	20.76
14	EREWA Robin	GER	24 JUN 1991	1	1	7	-0.4	20.82
15	RUIZ Sergio	ESP	21 OCT 1989	1	2	8	-0.4	20.85
16	MENGA Alex - Platini	GER	29 SEP 1987	2	2	8	+0.4	20.89


Qualified: First 3 in each heat (Q) and 2 best performers (q) advance to the Final

Note:
These athletes are sorted on performance.

Legend
 NR National Record PB Personal Best Q Qualified by place q qualified by time
 SB Season Best

Athlete ZALEWSKI, K qualified by draw according to Rule 167.2

INTERNET Service: www.european-athletics.org

Timing, Measurement & Data Service by  OMEGA

printed at THU 14 AUG 2014 20:57

Page 1 of 1

Results
200m Men

Final

Start Time: 21:49

15 AUG 2014

EUROPEAN RECORD	19.72	MENNEA Pietro	ITA	Ciudad de México (MEX)	12 SEP 1979
CHAMPIONSHIP RECORD	19.85	KEDÉRIS Konstadínos	GRE	München (GER)	9 AUG 2002

Wind: -1.6m/s

Rank	Name	Nat	Date of Birth	Lane	Reaction time	Result
1	GEMILI Adam	GBR	6 OCT 1993	4	0.143	19.98 EL,=NUR
2	LEMAITRE Christophe	FRA	11 JUN 1990	3	0.128	20.15
3	SMELYK Serhiy	UKR	19 APR 1987	6	0.157	20.30 PB
4	MARTINA Churandy	NED	3 JUL 1984	5	0.150	20.37 SB
5	MARANI Diego	ITA	27 APR 1990	7	0.154	20.43
6	GULIYEV Ramil	TUR	29 MAY 1990	1	0.149	20.48
7	TSÁKONAS Likoúrgos-Stéfanos	GRE	8 MAR 1990	8	0.151	20.53
8	ZALEWSKI Karol	POL	7 AUG 1993	2	0.174	20.58


Weather conditions

Temperature: 13 °C Humidity: 88 % Conditions: Cloudy

Legend

=NUR Equal National U23 Record EL European Lead PB Personal Best SB Season Best

INTERNET Service: www.european-athletics.org

Timing, Measurement & Data Service by  OMEGA

printed at FRI 15 AUG 2014 21:51

Page 1 of 1

Results
800m Men
Round 1

12 AUG 2014

EUROPEAN RECORD	1:41.11	KIPKETER Wilson	DEN	Köln (GER)	24 AUG 1997
CHAMPIONSHIP RECORD	1:43.84	BEYER Olaf	GDR	Praha (CZE)	31 AUG 1978

Heat 1 Start Time: 19:05

Rank	Name	Nat	Date of Birth	Lane	Result	
1	LEWANDOWSKI Marcin	POL	13 JUN 1987	6	1:47.83 Q	
2	LÓPEZ Kevin	ESP	12 JUN 1990	3	1:47.93 Q	
3	SELMOUNI Sofiane	FRA	22 SEP 1989	4	1:48.46 Q	
4	FRØSKELAND Roald Hagbart	NOR	28 MAR 1994	5	1:48.62	
5	RAPATZ Andreas	AUT	5 SEP 1986	8	1:48.65	
6	KUPERS Thijmen	NED	4 OCT 1991	1	1:49.69	
7	JURKEVICS Dmitrijs	LAT	7 JAN 1987	8	1:50.12	
8	GUNNARSSON Rickard	SWE	19 SEP 1991	7	1:50.58	
9	VAN DEN BROECK Jan	BEL	11 MAR 1989	2	1:52.09	
Intermediate times:		400m	53.06	LÓPEZ Kevin (ESP)		
		600m	1:20.76	LEWANDOWSKI Marcin (POL)		

Heat 2 Start Time: 19:13

Rank	Name	Nat	Date of Birth	Lane	Result	
1	ENGLISH Mark	IRL	18 MAR 1993	1	1:47.38 Q	
2	KUCIAPSKI Artur	POL	26 DEC 1993	3	1:47.45 Q	
3	RENAUDIE Paul	FRA	2 APR 1990	6	1:47.88 Q	
4	KAZI Tamás	HUN	16 MAY 1985	4	1:48.05 q	
5	OSAGIE Andrew	GBR	19 FEB 1988	7	1:48.31	
6	FRANZMAIR Nikolaus	AUT	18 FEB 1995	8	1:49.18	
7	MARTINS Sandy	POR	1 JAN 1993	5	1:49.51	
8	GRETHEN Charel	LUX	2 JUN 1992	2	1:50.36	
Intermediate times:		400m	53.07	OSAGIE Andrew (GBR)		
		600m	1:20.31	OSAGIE Andrew (GBR)		

Heat 3 Start Time: 19:21

Rank	Name	Nat	Date of Birth	Lane	Result	
1	KSZCZOT Adam	POL	2 SEP 1989	4	1:47.92 Q	
2	TUKA Amel	BIH	9 JAN 1991	1	1:48.07 Q	
3	ALMGREN Andreas	SWE	12 JUN 1995	7	1:48.22 Q	
4	BENEDETTI Giordano	ITA	22 MAY 1989	2	1:48.29 q	
5	ROTH Thomas	NOR	11 FEB 1991	8	1:48.86	
6	SANTACRUZ Hugo	SUI	6 MAY 1988	5	1:49.16	
7	MURRAY Declan	IRL	4 JUN 1991	6	1:50.01	
8	FIEGEN David	LUX	3 SEP 1984	3	1:51.00	
Intermediate times:		400m	53.39	FIEGEN David (LUX)		
		600m	1:21.93	KSZCZOT Adam (POL)		

Results
800m Men
Round 1

12 AUG 2014

Heat 4 Start Time: 19:29

Rank	Name	Nat	Date of Birth	Lane	Result	
1	BUBE Andreas	DEN	13 JUL 1987	5	1:47.50	Q
2	BOSSE Pierre-Ambroise	FRA	11 MAY 1992	2	1:47.54	Q
3	REPCIK Jozef	SVK	3 AUG 1986	7	1:47.90	Q
4	KRÜGER Dennis	GER	24 APR 1993	4	1:48.06	q
5	ROGESTEDT Johan	SWE	27 JAN 1993	1	1:48.19	q
6	RIMMER Michael	GBR	3 FEB 1986	3	1:48.51	
7	ROTH Andreas	NOR	29 APR 1993	6	1:48.61	
8	RUDOLF Žan	SLO	9 MAY 1993	8	1:48.75	
9	MARCO Luis Alberto	ESP	20 AUG 1986	8	1:50.07	
Intermediate times:		400m	52.87	ROGESTEDT Johan (SWE)		
		600m	1:20.29	ROGESTEDT Johan (SWE)		

Qualified: First 3 in each heat (Q) and 4 best performers (q) advance to the Semifinals


Weather conditions at the beginning of the 1st heat

Temperature: 20 °C Humidity: 53 % Conditions: Cloudy

Legend

Q Qualified by place q qualified by time

INTERNET Service: www.european-athletics.org

Timing, Measurement & Data Service by  OMEGA

printed at TUE 12 AUG 2014 19:58

Page 2 of 2

Results
800m Men
Round 1

12 AUG 2014

EUROPEAN RECORD	1:41.11	KIPKETER Wilson	DEN	Köln (GER)	24 AUG 1997
CHAMPIONSHIP RECORD	1:43.84	BEYER Olaf	GDR	Praha (CZE)	31 AUG 1978


Rank	Name	Nat	Date of Birth	Heat	Lane	Position	Time
1	ENGLISH Mark	IRL	18 MAR 1993	2	1	1	1:47.38 Q
2	KUCIAPSKI Artur	POL	26 DEC 1993	2	3	2	1:47.45 Q
3	BUBE Andreas	DEN	13 JUL 1987	4	5	1	1:47.50 Q
4	BOSSÉ Pierre-Ambroise	FRA	11 MAY 1992	4	2	2	1:47.54 Q
5	LEWANDOWSKI Marcin	POL	13 JUN 1987	1	6	1	1:47.83 Q
6	RENAUDIE Paul	FRA	2 APR 1990	2	6	3	1:47.88 Q
7	REPCÍK Jozef	SVK	3 AUG 1986	4	7	3	1:47.90 Q
8	KSZCZOT Adam	POL	2 SEP 1989	3	4	1	1:47.92 Q
9	LÓPEZ Kevin	ESP	12 JUN 1990	1	3	2	1:47.93 Q
10	KAZI Tamás	HUN	16 MAY 1985	2	4	4	1:48.05 q
11	KRÜGER Dennis	GER	24 APR 1993	4	4	4	1:48.06 q
12	TUKA Amel	BIH	9 JAN 1991	3	1	2	1:48.07 Q
13	ROGESTEDT Johan	SWE	27 JAN 1993	4	1	5	1:48.19 q
14	ALMGREN Andreas	SWE	12 JUN 1995	3	7	3	1:48.22 Q
15	BENEDETTI Giordano	ITA	22 MAY 1989	3	2	4	1:48.29 q
16	OSAGIE Andrew	GBR	19 FEB 1988	2	7	5	1:48.31
17	SELMOUNI Sofiane	FRA	22 SEP 1989	1	4	3	1:48.46 Q
18	RIMMER Michael	GBR	3 FEB 1986	4	3	6	1:48.51
19	ROTH Andreas	NOR	29 APR 1993	4	6	7	1:48.61
20	FRØSKELAND Roald Hagbart	NOR	28 MAR 1994	1	5	4	1:48.62
21	RAPATZ Andreas	AUT	5 SEP 1986	1	8	5	1:48.65
22	RUDOLF Žan	SLO	9 MAY 1993	4	8	8	1:48.75
23	ROTH Thomas	NOR	11 FEB 1991	3	8	5	1:48.86
24	SANTACRUZ Hugo	SUI	6 MAY 1988	3	5	6	1:49.16
25	FRANZMAIR Nikolaus	AUT	18 FEB 1995	2	8	6	1:49.18
26	MARTINS Sandy	POR	1 JAN 1993	2	5	7	1:49.51
27	KUPERS Thijmen	NED	4 OCT 1991	1	1	6	1:49.69
28	MURRAY Declan	IRL	4 JUN 1991	3	6	7	1:50.01
29	MARCO Luis Alberto	ESP	20 AUG 1986	4	8	9	1:50.07
30	JURKEVICs Dmitrijs	LAT	7 JAN 1987	1	8	7	1:50.12
31	GRETHEN Charel	LUX	2 JUN 1992	2	2	8	1:50.36
32	GUNNARSSON Rickard	SWE	19 SEP 1991	1	7	8	1:50.58
33	FIGEN David	LUX	3 SEP 1984	3	3	8	1:51.00
34	VAN DEN BROECK Jan	BEL	11 MAR 1989	1	2	9	1:52.09

Qualified: First 3 in each heat (Q) and 4 best performers (q) advance to the Semifinals

Note:
These athletes are sorted on performance.

Legend
Q Qualified by place q qualified by time

INTERNET Service: www.european-athletics.org

Timing, Measurement & Data Service by  OMEGA

printed at TUE 12 AUG 2014 19:57

Page 1 of 1

Results
800m Men
Semifinal

13 AUG 2014

EUROPEAN RECORD	1:41.11	KIPKETER Wilson	DEN	Köln (GER)	24 AUG 1997
CHAMPIONSHIP RECORD	1:43.84	BEYER Olaf	GDR	Praha (CZE)	31 AUG 1978

Semifinal 1 Start Time: 21:08

Rank	Name	Nat	Date of Birth	Lane	Result
1	BOSSE Pierre-Ambroise	FRA	11 MAY 1992	5	1:45.94 Q
2	KUCIAPSKI Artur	POL	26 DEC 1993	8	1:46.05 Q
3	BUBE Andreas	DEN	13 JUL 1987	7	1:46.09 Q SB
4	ENGLISH Mark	IRL	18 MAR 1993	6	1:46.23 q
5	REPCÍK Jozef	SVK	3 AUG 1986	2	1:46.94 q SB
6	ALMGREN Andreas	SWE	12 JUN 1995	4	1:47.55
7	BENEDETTI Giordano	ITA	22 MAY 1989	3	1:48.58
8	LÓPEZ Kevin	ESP	12 JUN 1990	1	1:48.90
Intermediate times:					
	400m	51.53	BOSSE Pierre-Ambroise (FRA)		
	600m	1:18.58	BOSSE Pierre-Ambroise (FRA)		

Semifinal 2 Start Time: 21:16

Rank	Name	Nat	Date of Birth	Lane	Result
1	KSZCZOT Adam	POL	2 SEP 1989	6	1:47.12 Q
2	LEWANDOWSKI Marcin	POL	13 JUN 1987	5	1:47.14 Q
3	TUKA Amel	BIH	9 JAN 1991	2	1:47.18 Q
4	RENAUDIE Paul	FRA	2 APR 1990	8	1:47.54
5	KAZI Tamás	HUN	16 MAY 1985	1	1:48.04
6	KRÜGER Dennis	GER	24 APR 1993	3	1:48.33
7	SELMOUNI Sofiane	FRA	22 SEP 1989	4	1:51.01
8	ROGESTEDT Johan	SWE	27 JAN 1993	7	1:53.70
Intermediate times:					
	400m	53.30	KRÜGER Dennis (GER)		
	600m	1:20.57	LEWANDOWSKI Marcin (POL)		

Qualified: First 3 in each heat (Q) and 2 best performers (q) advance to the Final


Weather conditions at the beginning of the 1st heat

Temperature: 16 °C Humidity: 55 % Conditions: Cloudy

Legend

Q Qualified by place q qualified by time SB Season Best

INTERNET Service: www.european-athletics.org

Timing, Measurement & Data Service by  OMEGA

printed at WED 13 AUG 2014 21:32

Page 1 of 1

Results
800m Men
Semifinal

13 AUG 2014

EUROPEAN RECORD	1:41.11	KIPKETER Wilson	DEN	Köln (GER)	24 AUG 1997
CHAMPIONSHIP RECORD	1:43.84	BEYER Olaf	GDR	Praha (CZE)	31 AUG 1978


Rank	Name	Nat	Date of Birth	Heat	Lane	Position	Time
1	BOSSE Pierre-Ambroise	FRA	11 MAY 1992	1	5	1	1:45.94 Q
2	KUCIAPSKI Artur	POL	26 DEC 1993	1	8	2	1:46.05 Q
3	BUBE Andreas	DEN	13 JUL 1987	1	7	3	1:46.09 Q SB
4	ENGLISH Mark	IRL	18 MAR 1993	1	6	4	1:46.23 q
5	REPCÍK Jozef	SVK	3 AUG 1986	1	2	5	1:46.94 q SB
6	KSZCZOT Adam	POL	2 SEP 1989	2	6	1	1:47.12 Q
7	LEWANDOWSKI Marcin	POL	13 JUN 1987	2	5	2	1:47.14 Q
8	TUKA Amel	BIH	9 JAN 1991	2	2	3	1:47.18 Q
9	RENAUDIE Paul	FRA	2 APR 1990	2	8	4	1:47.54
10	ALMGREN Andreas	SWE	12 JUN 1995	1	4	6	1:47.55
11	KAZI Tamás	HUN	16 MAY 1985	2	1	5	1:48.04
12	KRÜGER Dennis	GER	24 APR 1993	2	3	6	1:48.33
13	BENEDETTI Giordano	ITA	22 MAY 1989	1	3	7	1:48.58
14	LÓPEZ Kevin	ESP	12 JUN 1990	1	1	8	1:48.90
15	SELMOUNI Sofiane	FRA	22 SEP 1989	2	4	7	1:51.01
16	ROGESTEDT Johan	SWE	27 JAN 1993	2	7	8	1:53.70

Qualified: First 3 in each heat (Q) and 2 best performers (q) advance to the Final

Note:
These athletes are sorted on performance.

Legend
Q Qualified by place q qualified by time SB Season Best

INTERNET Service: www.european-athletics.org

Timing, Measurement & Data Service by  OMEGA

printed at WED 13 AUG 2014 21:30

Page 1 of 1

Results
800m Men

Final

Start Time: 19:55

15 AUG 2014

EUROPEAN RECORD	1:41.11	KIPKETER Wilson	DEN	Köln (GER)	24 AUG 1997
CHAMPIONSHIP RECORD	1:43.84	BEYER Olaf	GDR	Praha (CZE)	31 AUG 1978


Rank	Name	Nat	Date of Birth	Lane	Result
1	KSZCZOT Adam	POL	2 SEP 1989	4	1:44.15 SB
2	KUCIAPSKI Artur	POL	26 DEC 1993	8	1:44.89 PB
3	ENGLISH Mark	IRL	18 MAR 1993	5	1:45.03 =SB
4	BUBE Andreas	DEN	13 JUL 1987	7	1:45.21 SB
5	LEWANDOWSKI Marcin	POL	13 JUN 1987	3	1:45.78
6	TUKA Amel	BIH	9 JAN 1991	2	1:46.12 NR
7	REPCÍK Jozef	SVK	3 AUG 1986	1	1:46.29 SB
8	BOSSE Pierre-Ambroise	FRA	11 MAY 1992	6	1:46.55

Intermediate times: 400m 50.97 BOSSE Pierre-Ambroise (FRA)
 600m 1:17.24 BOSSE Pierre-Ambroise (FRA)

Weather conditions					
Temperature:	13 °C	Humidity:	88 %	Conditions:	Cloudy

Legend							
=SB	Equal Season Best	NR	National Record	PB	Personal Best	SB	Season Best

INTERNET Service: www.european-athletics.org

Timing, Measurement & Data Service by  OMEGA

printed at FRI 15 AUG 2014 20:07

Page 1 of 1

Results
Hammer Throw Men
Qualification

EUROPEAN RECORD	86.74m	SEDYKH Yuriy	URS	Stuttgart (GER)	30 AUG 1986
CHAMPIONSHIP RECORD	86.74m	SEDYKH Yuriy	URS	Stuttgart (GER)	30 AUG 1986

Group A Start Time: 10:07

Rank	Name	Nat	Date of Birth	SB	1	2	3	Result
1	LOMNICKÝ Marcel	SVK	6 JUL 1987	79.16	74.98	77.06		77.06 Q
2	LITVINOV Sergey	RUS	27 JAN 1986	78.77	76.12			76.12 Q
3	KOZMUS Primož	SLO	30 SEP 1979	77.44	75.87			75.87 Q
4	ZIÓLKOWSKI Szymon	POL	1 JUL 1976	76.58	71.97	74.54	74.93	74.93 q
5	PARS Krisztián	HUN	18 FEB 1982	82.49	74.44	x	x	74.44 q
6	SEPPÄNEN Tuomas	FIN	16 MAY 1986	75.22	x	72.88	74.37	74.37 q
7	CIENFUEGOS Javier	ESP	15 JUL 1990	75.03	71.53	72.31	72.55	72.55
8	HENRIKSEN Eivind	NOR	14 SEP 1990	72.31	70.15	72.30	72.31	72.31 SB
9	KALAMOYETS Siarhei	BLR	11 AUG 1989	76.55	72.14	x	70.94	72.14
10	BINGISSER Martin	SUI	16 AUG 1983	66.11	64.37	64.62	64.40	64.62
	VYNOHRADOV Yevhen	UKR	30 APR 1984	77.01	x	x	x	NM

Weather conditions

Temperature: 14 °C Humidity: 68 % Conditions: Cloudy

Group B Start Time: 11:32

Rank	Name	Nat	Date of Birth	SB	1	2	3	Result
1	FAJDEK Paweł	POL	4 JUN 1989	82.37	x	77.45		77.45 Q
2	MARGHIEV Serghei	MDA	6 NOV 1992	78.27	73.46	x	76.25	76.25 Q
3	SÖDERBERG David	FIN	11 AUG 1979	77.57	69.71	75.83		75.83 Q
4	KRYVITSKI Pavel	BLR	17 APR 1984	79.21	72.87	75.44		75.44 Q
5	VIZZONI Nicola	ITA	4 JAN 1973	75.99	70.10	74.26	71.26	74.26 q
6	BAREISHA Pavel	BLR	16 FEB 1991	76.86	72.07	70.41	73.85	73.85 q
7	MELICH Lukáš	CZE	16 SEP 1980	75.89	72.42	70.32	73.48	73.48
8	NÉMETH Kristóf	HUN	17 SEP 1987	74.04	71.64	72.38	73.33	73.33
9	HUDI Ákos	HUN	10 AUG 1991	74.17	71.82	x	72.53	72.53
10	MARSHYN Dzmitry	AZE	24 FEB 1972		69.15	x	71.42	71.42
11	JOHANSSON Markus	SWE	8 MAY 1990	76.16	69.21	67.91	67.10	69.21

Weather conditions


Temperature: 15 °C Humidity: 75 % Conditions: Cloudy

Qualified: qualifying perf. 75.00 (Q) or 12 best performers (q) to the advance to the Final

Legend

SB Season Best

INTERNET Service: www.european-athletics.org

Timing, Measurement & Data Service by  OMEGA

printed at THU 14 AUG 2014 12:19

Page 1 of 1

Results Summary
Hammer Throw Men
Qualification

14 AUG 2014


EUROPEAN RECORD	86.74m	SEDYKH Yuriy	URS	Stuttgart (GER)	30 AUG 1986
CHAMPIONSHIP RECORD	86.74m	SEDYKH Yuriy	URS	Stuttgart (GER)	30 AUG 1986

Rank	Name	Nat	Date of Birth	Group	Position	Result	
1	FAJDEK Pawel	POL	4 JUN 1989	B	1	77.45	Q
2	LOMNICKÝ Marcel	SVK	6 JUL 1987	A	1	77.06	Q
3	MARGHIEV Serghei	MDA	6 NOV 1992	B	2	76.25	Q
4	LITVINOV Sergey	RUS	27 JAN 1986	A	2	76.12	Q
5	KOZMUS Primož	SLO	30 SEP 1979	A	3	75.87	Q
6	SÖDERBERG David	FIN	11 AUG 1979	B	3	75.83	Q
7	KRYVITSKI Pavel	BLR	17 APR 1984	B	4	75.44	Q
8	ZIÓLKOWSKI Szymon	POL	1 JUL 1976	A	4	74.93	q
9	PARS Krisztián	HUN	18 FEB 1982	A	5	74.44	q
10	SEPPÄNEN Tuomas	FIN	16 MAY 1986	A	6	74.37	q
11	VIZZONI Nicola	ITA	4 JAN 1973	B	5	74.26	q
12	BAREISHA Pavel	BLR	16 FEB 1991	B	6	73.85	q
13	MELICH Lukáš	CZE	16 SEP 1980	B	7	73.48	
14	NÉMETH Kristóf	HUN	17 SEP 1987	B	8	73.33	
15	CIENFUEGOS Javier	ESP	15 JUL 1990	A	7	72.55	
16	HUDI Ákos	HUN	10 AUG 1991	B	9	72.53	
17	HENRIKSEN Eivind	NOR	14 SEP 1990	A	8	72.31	SB
18	KALAMOYETS Siarhei	BLR	11 AUG 1989	A	9	72.14	
19	MARSHYN Dzmitry	AZE	24 FEB 1972	B	10	71.42	
20	JOHANSSON Markus	SWE	8 MAY 1990	B	11	69.21	
21	BINGISSER Martin	SUI	16 AUG 1983	A	10	64.62	
	VYNOHRADOV Yevhen	UKR	30 APR 1984	A		NM	

Qualified: qualifying perf. 75.00 (Q) or 12 best performers (q) to the advance to the Final

Legend					
NM	No Mark	Q	Qualified by right	q	qualified by result
		SB	Season Best		

INTERNET Service: www.european-athletics.org

Timing, Measurement & Data Service by  OMEGA

printed at THU 14 AUG 2014 12:20

Page 1 of 1

Results
Hammer Throw Men

Start Time: 15:00

Final

16 AUG 2014

EUROPEAN RECORD	86.74m	SEDYKH Yuriy	URS	Stuttgart (GER)	30 AUG 1986
CHAMPIONSHIP RECORD	86.74m	SEDYKH Yuriy	URS	Stuttgart (GER)	30 AUG 1986

Rank	Name	Nat	Date of Birth	1	2	3	4	5	6	Result
1	PARS Krisztián	HUN	18 FEB 1982	78.11	78.45	82.18	78.36	81.69	82.69	82.69 WL
2	FAJDEK Pawel	POL	4 JUN 1989	x	78.48	x	x	82.05	x	82.05
3	LITVINOV Sergey	RUS	27 JAN 1986	77.33	77.09	x	x	79.35	x	79.35 SB
4	KRYVITSKI Pavel	BLR	17 APR 1984	x	76.48	x	x	78.05	78.50	78.50
5	ZIÓLKOWSKI Szymon	POL	1 JUL 1976	75.71	76.98	x	76.54	77.36	78.41	78.41 SB
6	KOZMUS Primož	SLO	30 SEP 1979	77.45	77.46	75.46	x	x	x	77.46 SB
7	LOMNICKÝ Marcel	SVK	6 JUL 1987	73.21	76.23	75.42	76.89	x	x	76.89
8	SÖDERBERG David	FIN	11 AUG 1979	75.01	76.55	75.87	x	70.88	72.56	76.55
9	MARGHIEV Serghei	MDA	6 NOV 1992	74.33	75.06	75.18				75.18
10	BAREISHA Pavel	BLR	16 FEB 1991	x	74.73	73.73				74.73
11	VIZZONI Nicola	ITA	4 JAN 1973	72.75	73.68	73.94				73.94
12	SEPPÄNEN Tuomas	FIN	16 MAY 1986	68.74	73.05	73.70				73.70


Weather conditions

Temperature: 19 °C Humidity: 74 % Conditions: Partly cloudy

Legend

- Pass SB Season Best WL World Lead x Failure

INTERNET Service: www.european-athletics.org

Timing, Measurement & Data Service by  OMEGA

printed at SAT 16 AUG 2014 16:35

Page 1 of 1

Results
Javelin Throw Men
Qualification

EUROPEAN RECORD	98.48m	ŽELEZŇY Jan	CZE	Jena (GER)	25 MAY 1996
CHAMPIONSHIP RECORD	89.72m	BACKLEY Steve	GBR	Budapest (HUN)	23 AUG 1998

Group A Start Time: 17:30

Rank	Name	Nat	Date of Birth	SB	1	2	3	Result
1	TARABIN Dmitriy	RUS	29 OCT 1991	85.92	80.46	80.84	-	80.84 q
2	KRANJC Matija	SLO	12 JUN 1984	80.46	80.46	-	-	80.46 q NR
3	VESELÝ Vítězslav	CZE	27 FEB 1983	87.38	80.00	x	x	80.00 q
4	HOFMANN Andreas	GER	16 DEC 1991	86.13	75.22	79.59	75.63	79.59 q
5	ETELÄTALO Lassi	FIN	30 APR 1988	84.98	77.78	78.13	78.22	78.22 q
6	KOVALS Ainars	LAT	21 NOV 1981	81.75	77.38	x	77.70	77.70
7	ŠTROBINDERŠ Rolands	LAT	14 APR 1992	83.10	76.16	x	x	76.16
8	LAANMÄE Tanel	EST	29 SEP 1989	81.16	75.29	x	x	75.29
9	PYATNYTSYA Oleksandr	UKR	14 JUL 1985	81.10	74.69	73.15	x	74.69
10	ŽENÚCH Patrik	SVK	30 DEC 1990	84.83	74.19	x	71.79	74.19
11	AVAN Fatih	TUR	1 JAN 1989	83.05	x	73.11	73.28	73.28
12	WALLIN Gabriel	SWE	14 OCT 1981	77.88	71.43	73.16	x	73.16
13	MILEUSNIC Dejan	BIH	16 NOV 1991	80.40	71.23	70.44	72.52	72.52
14	KOSYNSKY Dmytro	UKR	31 MAR 1989	82.28	71.08	71.90	68.92	71.90
15	SAMAC Vedran	SRB	22 JAN 1990	79.22	67.30	68.77	69.39	69.39
16	BONVECCHIO Norbert	ITA	14 AUG 1985	80.37	x	69.38	68.63	69.38


Weather conditions

Temperature: 19 °C Humidity: 51 % Conditions: Cloudy

Group B Start Time: 18:45

Rank	Name	Nat	Date of Birth	SB	1	2	3	Result
1	RUUSKANEN Antti	FIN	21 FEB 1984	85.28	83.76			83.76 Q
2	PITKÄMÄKI Tero	FIN	19 DEC 1982	86.63	81.48			81.48 Q
3	RÖHLER Thomas	GER	30 SEP 1991	86.99	81.24			81.24 Q
4	BRUNS Ansis	LAT	15 JAN 1989	81.28	73.68	75.12	81.04	81.04 Q
5	NYCHYPORCHUK Oleksandr	UKR	14 APR 1992	81.22	79.09	76.09	79.29	79.29 q
6	MÁTAS Risto	EST	30 APR 1984	80.63	78.97	76.86	76.18	78.97 q
7	IORĐAN Valeriy	RUS	14 FEB 1992	82.05	78.46	x	75.76	78.46 q
8	GRZESZCZUK Lukasz	POL	3 MAR 1990	84.77	77.74	76.71	x	77.74
9	ASHOMKA Aliaksandr	BLR	18 FEB 1984	80.28	x	77.65	70.24	77.65
10	BENÁK Martin	SVK	27 MAY 1988	79.17	73.53	x	75.67	75.67
11	FRYDRYCH Petr	CZE	13 JAN 1988	85.07	74.61	74.18	75.19	75.19
12	VADLEJCH Jakub	CZE	10 OCT 1990	82.97	69.82	75.14	x	75.14
13	KIRT Magnus	EST	10 APR 1990	79.70	74.33	73.18	x	74.33
14	LEBÉSIS Spiridon	GRE	30 MAY 1987	80.64	74.14	x	74.00	74.14

INTERNET Service: www.european-athletics.org

Timing, Measurement & Data Service by  OMEGA

Results
Javelin Throw Men
Qualification


Rank	Name	Nat	Date of Birth	SB	1	2	3	Result
	AMB Kim	SWE	31 JUL 1990	84.14	x	x	x	NM
	SVERRISSON Gudmundur	ISL	24 MAY 1990	78.29	x	x	x	NM

Weather conditions			
Temperature:	19 °C	Humidity:	58 %
		Conditions:	Cloudy

Qualified: qualifying perf. 81.00 (Q) or 12 best performers (q) to the advance to the Final

Legend
NR National Record

INTERNET Service: www.european-athletics.org

Timing, Measurement & Data Service by  OMEGA

printed at THU 14 AUG 2014 19:40

Page 2 of 2

Results Summary
Javelin Throw Men
Qualification

14 AUG 2014


EUROPEAN RECORD	98.48m	ŽELEZŇY Jan	CZE	Jena (GER)	25 MAY 1996
CHAMPIONSHIP RECORD	89.72m	BACKLEY Steve	GBR	Budapest (HUN)	23 AUG 1998

Rank	Name	Nat	Date of Birth	Group	Position	Result
1	RUUSKANEN Antti	FIN	21 FEB 1984	B	1	83.76 Q
2	PITKÄMÄKI Tero	FIN	19 DEC 1982	B	2	81.48 Q
3	RÖHLER Thomas	GER	30 SEP 1991	B	3	81.24 Q
4	BRUNS Ansis	LAT	15 JAN 1989	B	4	81.04 Q
5	TARABIN Dmitriy	RUS	29 OCT 1991	A	1	80.84 q
6	KRANJC Matija	SLO	12 JUN 1984	A	2	80.46 q NR
7	VESELÝ Vítězslav	CZE	27 FEB 1983	A	3	80.00 q
8	HOFMANN Andreas	GER	16 DEC 1991	A	4	79.59 q
9	NYCHYPORCHUK Oleksandr	UKR	14 APR 1992	B	5	79.29 q
10	MÄTAS Risto	EST	30 APR 1984	B	6	78.97 q
11	IODAN Valeriy	RUS	14 FEB 1992	B	7	78.46 q
12	ETELÄTALO Lassi	FIN	30 APR 1988	A	5	78.22 q
13	GRZESZCZUK Lukasz	POL	3 MAR 1990	B	8	77.74
14	KOVALS Ainars	LAT	21 NOV 1981	A	6	77.70
15	ASHOMKA Aliaksandr	BLR	18 FEB 1984	B	9	77.65
16	ŠTROBINDERS Rolands	LAT	14 APR 1992	A	7	76.16
17	BENÁK Martin	SVK	27 MAY 1988	B	10	75.67
18	LAANMÄE Tanel	EST	29 SEP 1989	A	8	75.29
19	FRYDRYCH Petr	CZE	13 JAN 1988	B	11	75.19
20	VADLEJCH Jakub	CZE	10 OCT 1990	B	12	75.14
21	PYATNYTSYA Oleksandr	UKR	14 JUL 1985	A	9	74.69
22	KIRT Magnus	EST	10 APR 1990	B	13	74.33
23	ŽENÚCH Patrik	SVK	30 DEC 1990	A	10	74.19
24	LEBÉSIS Spirídon	GRE	30 MAY 1987	B	14	74.14
25	AVAN Fatih	TUR	1 JAN 1989	A	11	73.28
26	WALLIN Gabriel	SWE	14 OCT 1981	A	12	73.16
27	MILEUSNIC Dejan	BIH	16 NOV 1991	A	13	72.52
28	KOSYNSKY Dmytro	UKR	31 MAR 1989	A	14	71.90
29	SAMAC Vedran	SRB	22 JAN 1990	A	15	69.39
30	BONVECCHIO Norbert	ITA	14 AUG 1985	A	16	69.38
	AMB Kim	SWE	31 JUL 1990	B		NM
	SVERRISSON Gudmundur	ISL	24 MAY 1990	B		NM

Qualified: qualifying perf. 81.00 (Q) or 12 best performers (q) to the advance to the Final

Legend							
NM	No Mark	NR	National Record	Q	Qualified by right	q	qualified by result

INTERNET Service: www.european-athletics.org

Timing, Measurement & Data Service by  OMEGA

printed at THU 14 AUG 2014 19:39

Page 1 of 1

Results
Javelin Throw Men

Final

Start Time: 16:11

17 AUG 2014

EUROPEAN RECORD	98.48m	ŽELEZŇY Jan	CZE	Jena (GER)	25 MAY 1996
CHAMPIONSHIP RECORD	89.72m	BACKLEY Steve	GBR	Budapest (HUN)	23 AUG 1998

Rank	Name	Nat	Date of Birth	1	2	3	4	5	6	Result
1	RUUSKANEN Antti	FIN	21 FEB 1984	83.81	86.85	88.01	83.69	84.62	83.67	88.01 EL
2	VESELÝ Vítězslav	CZE	27 FEB 1983	76.04	81.98	81.68	82.68	84.79	79.16	84.79
3	PITKÄMÄKI Tero	FIN	19 DEC 1982	80.21	84.16	80.83	81.45	83.89	84.40	84.40
4	ETELÄTALO Lassi	FIN	30 APR 1988	78.29	x	79.74	78.01	83.16	x	83.16
5	TARABIN Dmitriy	RUS	29 OCT 1991	80.35	x	x	x	81.24	x	81.24
6	MÄTAS Risto	EST	30 APR 1984	80.73	77.87	76.23	76.70	79.17	x	80.73 SB
7	IODAN Valeriy	RUS	14 FEB 1992	74.18	75.85	78.40	x	x	75.43	78.40
8	KRANJC Matija	SLO	12 JUN 1984	76.95	x	78.27	77.16	x	x	78.27
9	HOFMANN Andreas	GER	16 DEC 1991	71.08	76.05	77.42				77.42
10	NYCHYPORCHUK Oleksandr	UKR	14 APR 1992	x	x	75.05				75.05
11	BRUNS Ansis	LAT	15 JAN 1989	72.24	x	x				72.24
12	RÖHLER Thomas	GER	30 SEP 1991	70.31	66.52	x				70.31


Weather conditions

Temperature: 21 °C Humidity: 60 % Conditions: Partly cloudy

Legend

- Pass EL European Lead SB Season Best x Failure

INTERNET Service: www.european-athletics.org

Timing, Measurement & Data Service by  OMEGA

printed at SUN 17 AUG 2014 17:40

Page 1 of 1

Results
100m Women
Round 1

12 AUG 2014

EUROPEAN RECORD	10.73	ARRON Christine	FRA	Budapest (HUN)	19 AUG 1998
CHAMPIONSHIP RECORD	10.73	ARRON Christine	FRA	Budapest (HUN)	19 AUG 1998

Heat 1 Start Time: 11:42 Wind: -0.6 m/s

Rank	Name	Nat	Date of Birth	Lane	Reaction time	Result	
1	KAMBUNDJI Mujinga	SUI	17 JUN 1992	3	0.142	11.32	Q NR
2	LOFAMAKANDA PINTO Tatjana	GER	2 JUL 1992	7	0.145	11.41	Q
3	OGRAZEANU Andreea	ROU	24 MAR 1990	2	0.216	11.45	Q
4	SAMUEL Jamile	NED	24 APR 1992	8	0.151	11.46	Q
5	BUSK Daniella	SWE	11 AUG 1993	4	0.210	11.76	
6	TAVARES Carla	POR	22 MAY 1982	6	0.162	11.78	
7	PRETELLI Martina	SMR	28 DEC 1988	1	0.151	12.68	
	GÁTOU María	GRE	16 AUG 1989	5	0.166	DNF	

Heat 2 Start Time: 11:49 Wind: -0.4 m/s

Rank	Name	Nat	Date of Birth	Lane	Reaction time	Result	
1	SCHIPPERS Dafne	NED	15 JUN 1992	7	0.167	11.10	Q
2	HENRY Desiree	GBR	26 AUG 1995	8	0.148	11.21	Q PB
3	IKUESAN Ayodelé	FRA	15 MAY 1985	4	0.171	11.32	Q
4	GRINCIKAITE Lina	LTU	3 MAY 1987	5	0.156	11.51	Q
5	FOSTER Amy	IRL	2 OCT 1988	3	0.132	11.51	q
6	LAVANCHY Marisa	SUI	4 JAN 1990	6	0.151	11.65	
7	BEZEKOVÁ Alexandra	SVK	13 AUG 1992	2	0.154	11.87	


Heat 3 Start Time: 11:56 Wind: +0.2 m/s

Rank	Name	Nat	Date of Birth	Lane	Reaction time	Result	
1	SAILER Verena	GER	16 OCT 1985	7	0.126	11.25	Q
2	PHILIP Asha	GBR	25 OCT 1990	8	0.128	11.28	Q
3	LATVALA Hanna-Maari	FIN	30 OCT 1987	6	0.160	11.30	Q PB
4	EFTIMOVA Inna	BUL	19 JUN 1988	1	0.134	11.42	Q
5	POVH Olesya	UKR	18 OCT 1987	3	0.158	11.43	q SB
6	PAPAIOANNOU Ramona	CYP	15 JUN 1989	5	0.154	11.64	
7	ŽUMER Kristina	SLO	2 FEB 1980	4	0.169	11.85	SB
8	SEBASTIAN Estefania	AND	5 SEP 1982	2	0.245	12.46	

Heat 4 Start Time: 12:03 Wind: -0.4 m/s

Rank	Name	Nat	Date of Birth	Lane	Reaction time	Result	
1	SOUMARÉ Myriam	FRA	29 OCT 1986	4	0.151	11.03	Q =EL
2	OKPARAEBE Ezinne	NOR	3 MAR 1988	3	0.153	11.24	Q SB
3	POHREBNYAK Nataliya	UKR	19 FEB 1988	7	0.167	11.37	Q
4	ALLOH Audrey	ITA	21 JUL 1987	8	0.189	11.44	Q
5	KOKLÓNI Yeoryía	GRE	7 MAY 1981	5	0.137	11.46	q
6	MIHALINEC Maja	SLO	17 DEC 1989	6	0.174	11.52	PB
7	KRŠÁKOVÁ Lenka	SVK	22 FEB 1991	2	0.159	11.74	

INTERNET Service: www.european-athletics.org

Timing, Measurement & Data Service by  OMEGA

printed at TUE 12 AUG 2014 12:20

Page 1 of 2

Results
100m Women
Round 1

12 AUG 2014

Heat 5 Start Time: 12:10 Wind: +0.8 m/s

Rank	Name	Nat	Date of Birth	Lane	Reaction time	Result	
1	LALOVA Ivet	BUL	18 MAY 1984	6	0.151	11.17	Q
2	NELSON Ashleigh	GBR	20 FEB 1991	3	0.146	11.19	Q PB
3	DISTEL-BONNET Céline	FRA	25 JUL 1987	4	0.151	11.25	Q
4	HAASE Rebekka	GER	2 JAN 1993	2	0.151	11.35	Q
5	SIRAGUSA Irene	ITA	23 JUN 1993	5	0.140	11.47	q
6	HEALY Phil	IRL	19 NOV 1994	8	0.148	11.53	
7	GARCÍA Estela	ESP	20 MAR 1989	7	0.183	11.72	


Qualified: First 4 in each heat (Q) and 4 best performers (q) advance to the Semifinals

Weather conditions at the beginning of the 1st heat

Temperature: 17 °C Humidity: 66 % Conditions: Partly cloudy

Legend	
=EL	Equal European Lead
DNF	Did not Finish
NR	National Record
PB	Personal Best
Q	Qualified by place
q	qualified by time
SB	Season Best

INTERNET Service: www.european-athletics.org

Timing, Measurement & Data Service by  OMEGA

printed at TUE 12 AUG 2014 12:20

Page 2 of 2

Results
100m Women
Round 1

12 AUG 2014

EUROPEAN RECORD	10.73	ARRON Christine	FRA	Budapest (HUN)	19 AUG 1998
CHAMPIONSHIP RECORD	10.73	ARRON Christine	FRA	Budapest (HUN)	19 AUG 1998


Rank	Name	Nat	Date of Birth	Heat	Lane	Position	Wind	Time	
1	SOMARÉ Myriam	FRA	29 OCT 1986	4	4	1	-0.4	11.03	Q =EL
2	SCHIPPERS Dafne	NED	15 JUN 1992	2	7	1	-0.4	11.10	Q
3	LALOVA Ivet	BUL	18 MAY 1984	5	6	1	+0.8	11.17	Q
4	NELSON Ashleigh	GBR	20 FEB 1991	5	3	2	+0.8	11.19	Q PB
5	HENRY Desiree	GBR	26 AUG 1995	2	8	2	-0.4	11.21	Q PB
6	OKPARAEBO Ezinne	NOR	3 MAR 1988	4	3	2	-0.4	11.24	Q SB
7	DISTEL-BONNET Céline	FRA	25 JUL 1987	5	4	3	+0.8	11.25	Q
7	SAILER Verena	GER	16 OCT 1985	3	7	1	+0.2	11.25	Q
9	PHILIP Asha	GBR	25 OCT 1990	3	8	2	+0.2	11.28	Q
10	LATVALA Hanna-Maari	FIN	30 OCT 1987	3	6	3	+0.2	11.30	Q PB
11	IKUESAN Ayodelé	FRA	15 MAY 1985	2	4	3	-0.4	11.32	Q
11	KAMBUNDJI Mujinga	SUI	17 JUN 1992	1	3	1	-0.6	11.32	Q NR
13	HAASE Rebekka	GER	2 JAN 1993	5	2	4	+0.8	11.35	Q
14	POHREBNYAK Nataliya	UKR	19 FEB 1988	4	7	3	-0.4	11.37	Q
15	LOFAMAKANDA PINTO Tatjana	GER	2 JUL 1992	1	7	2	-0.6	11.41	Q
16	EFTIMOVA Inna	BUL	19 JUN 1988	3	1	4	+0.2	11.42	Q
17	POVH Olesya	UKR	18 OCT 1987	3	3	5	+0.2	11.43	q SB
18	ALLOH Audrey	ITA	21 JUL 1987	4	8	4	-0.4	11.44	Q
19	OGRAZEANU Andreea	ROU	24 MAR 1990	1	2	3	-0.6	11.45	Q
20	KOKLÓNI Yeoryía	GRE	7 MAY 1981	4	5	5	-0.4	11.46	q
20	SAMUEL Jamile	NED	24 APR 1992	1	8	4	-0.6	11.46	Q
22	SIRAGUSA Irene	ITA	23 JUN 1993	5	5	5	+0.8	11.47	q
23	GRINCIKAITE Lina	LTU	3 MAY 1987	2	5	4	-0.4	11.51	Q
24	FOSTER Amy	IRL	2 OCT 1988	2	3	5	-0.4	11.51	q
25	MIHALINEC Maja	SLO	17 DEC 1989	4	6	6	-0.4	11.52	PB
26	HEALY Phil	IRL	19 NOV 1994	5	8	6	+0.8	11.53	
27	PAPAIANOOU Ramona	CYP	15 JUN 1989	3	5	6	+0.2	11.64	
28	LAVANCHY Marisa	SUI	4 JAN 1990	2	6	6	-0.4	11.65	
29	GARCÍA Estela	ESP	20 MAR 1989	5	7	7	+0.8	11.72	
30	KRŠÁKOVÁ Lenka	SVK	22 FEB 1991	4	2	7	-0.4	11.74	
31	BUSK Daniella	SWE	11 AUG 1993	1	4	5	-0.6	11.76	
32	TAVARES Carla	POR	22 MAY 1982	1	6	6	-0.6	11.78	
33	ŽUMER Kristina	SLO	2 FEB 1980	3	4	7	+0.2	11.85	SB
34	BEZEKOVÁ Alexandra	SVK	13 AUG 1992	2	2	7	-0.4	11.87	
35	SEBASTIAN Estefania	AND	5 SEP 1982	3	2	8	+0.2	12.46	
36	PRETELLI Martina	SMR	28 DEC 1988	1	1	7	-0.6	12.68	
	GÁTOU María	GRE	16 AUG 1989	1	5			DNF	

Qualified: First 4 in each heat (Q) and 4 best performers (q) advance to the Semifinals

Note:
These athletes are sorted on performance.

Legend
=EL Equal European Lead DNF Did not Finish
Q Qualified by place q qualified by time NR National Record PB Personal Best
SB Season Best

INTERNET Service: www.european-athletics.org

Timing, Measurement & Data Service by  OMEGA

printed at TUE 12 AUG 2014 12:13

Page 1 of 1

Results
100m Women
Semifinal

13 AUG 2014

EUROPEAN RECORD	10.73	ARRON Christine	FRA	Budapest (HUN)	19 AUG 1998
CHAMPIONSHIP RECORD	10.73	ARRON Christine	FRA	Budapest (HUN)	19 AUG 1998

Semifinal 1 Start Time: 18:50 Wind: -1.9 m/s

Rank	Name	Nat	Date of Birth	Lane	Reaction time	Result	
1	SOUMARÉ Myriam	FRA	29 OCT 1986	5	0.153	11.17	Q
2	NELSON Ashleigh	GBR	20 FEB 1991	4	0.164	11.23	Q
3	OGRAZEANU Andreea	ROU	24 MAR 1990	8	0.195	11.44	
4	OKPARAEBE Ezinne	NOR	3 MAR 1988	6	0.140	11.46	
5	HAASE Rebekka	GER	2 JAN 1993	7	0.159	11.52	
6	SAMUEL Jamile	NED	24 APR 1992	2	0.139	11.54	
7	LATVALA Hanna-Maari	FIN	30 OCT 1987	3	0.136	11.57	
8	FOSTER Amy	IRL	2 OCT 1988	1	0.148	11.79	

Semifinal 2 Start Time: 18:56 Wind: +0.6 m/s

Rank	Name	Nat	Date of Birth	Lane	Reaction time	Result	
1	SCHIPPERS Dafne	NED	15 JUN 1992	5	0.152	11.08	Q
2	HENRY Desiree	GBR	26 AUG 1995	4	0.142	11.21	Q =PB
3	DISTEL-BONNET Céline	FRA	25 JUL 1987	6	0.138	11.24	q =PB
4	POHREBNYAK Nataliya	UKR	19 FEB 1988	7	0.119	11.30	
5	LOFAMAKANDA PINTO Tatjana	GER	2 JUL 1992	3	0.140	11.48	
6	EFTIMOVA Inna	BUL	19 JUN 1988	8	0.151	11.49	
7	GRINCIKAITE Lina	LTU	3 MAY 1987	1	0.142	11.52	
8	SIRAGUSA Irene	ITA	23 JUN 1993	2	0.140	11.53	

Semifinal 3 Start Time: 19:02 Wind: 0.0 m/s

Rank	Name	Nat	Date of Birth	Lane	Reaction time	Result	
1	LALOVA Ivet	BUL	18 MAY 1984	5	0.145	11.15	Q
2	KAMBUNDJI Mujinga	SUI	17 JUN 1992	3	0.112	11.20	Q NR
3	IKUESAN Ayodelé	FRA	15 MAY 1985	8	0.157	11.22	q PB
4	PHILIP Asha	GBR	25 OCT 1990	6	0.137	11.24	
5	SAILER Verena	GER	16 OCT 1985	4	0.127	11.24	
6	POVH Olesya	UKR	18 OCT 1987	1	0.150	11.42	SB
7	ALLOH Audrey	ITA	21 JUL 1987	7	0.141	11.45	
8	KOKLÓNI Yeoryía	GRE	7 MAY 1981	2	0.133	11.69	

Qualified: First 2 in each heat (Q) and 2 best performers (q) advance to the Final


Weather conditions at the beginning of the 1st heat

Temperature: 15 °C Humidity: 89 % Conditions: Cloudy

Legend		NR	National Record	PB	Personal Best	Q	Qualified by place
=PB	Equal Personal Best	NR	National Record	PB	Personal Best	Q	Qualified by place
q	qualified by time	SB	Season Best				

DISTEL-BONNET, C .232 (q): PHILIP, A .233: SAILER, V .236

INTERNET Service: www.european-athletics.org

Timing, Measurement & Data Service by  OMEGA

printed at WED 13 AUG 2014 19:33

Page 1 of 1

Results
100m Women
Semifinal

13 AUG 2014

EUROPEAN RECORD	10.73	ARRON Christine	FRA	Budapest (HUN)	19 AUG 1998
CHAMPIONSHIP RECORD	10.73	ARRON Christine	FRA	Budapest (HUN)	19 AUG 1998

Rank	Name	Nat	Date of Birth	Heat	Lane	Position	Wind	Time	
1	SCHIPPERS Dafne	NED	15 JUN 1992	2	5	1	+0.6	11.08	Q
2	LALOVA Ivet	BUL	18 MAY 1984	3	5	1	0.0	11.15	Q
3	SOUMARÉ Myriam	FRA	29 OCT 1986	1	5	1	-1.9	11.17	Q
4	KAMBUNDJI Mujinga	SUI	17 JUN 1992	3	3	2	0.0	11.20	Q NR
5	HENRY Desiree	GBR	26 AUG 1995	2	4	2	+0.6	11.21	Q =PB
6	IKUESAN Ayodelé	FRA	15 MAY 1985	3	8	3	0.0	11.22	q PB
7	NELSON Ashleigh	GBR	20 FEB 1991	1	4	2	-1.9	11.23	Q
8	DISTEL-BONNET Céline	FRA	25 JUL 1987	2	6	3	+0.6	11.24	q =PB
8	PHILIP Asha	GBR	25 OCT 1990	3	6	4	0.0	11.24	
8	SAILER Verena	GER	16 OCT 1985	3	4	5	0.0	11.24	
11	POHREBNYAK Nataliya	UKR	19 FEB 1988	2	7	4	+0.6	11.30	
12	POVH Olesya	UKR	18 OCT 1987	3	1	6	0.0	11.42	SB
13	OGRAZEANU Andreea	ROU	24 MAR 1990	1	8	3	-1.9	11.44	
14	ALLOH Audrey	ITA	21 JUL 1987	3	7	7	0.0	11.45	
15	OKPARAEBE Ezinne	NOR	3 MAR 1988	1	6	4	-1.9	11.46	
16	LOFAMAKANDA PINTO Tatjana	GER	2 JUL 1992	2	3	5	+0.6	11.48	
17	EFTIMOVA Inna	BUL	19 JUN 1988	2	8	6	+0.6	11.49	
18	GRINCIKAITE Lina	LTU	3 MAY 1987	2	1	7	+0.6	11.52	
18	HAASE Rebekka	GER	2 JAN 1993	1	7	5	-1.9	11.52	
20	SIRAGUSA Irene	ITA	23 JUN 1993	2	2	8	+0.6	11.53	
21	SAMUEL Jamile	NED	24 APR 1992	1	2	6	-1.9	11.54	
22	LATVALA Hanna-Maari	FIN	30 OCT 1987	1	3	7	-1.9	11.57	
23	KOKLÓNI Yeoryía	GRE	7 MAY 1981	3	2	8	0.0	11.69	
24	FOSTER Amy	IRL	2 OCT 1988	1	1	8	-1.9	11.79	


Qualified: First 2 in each heat (Q) and 2 best performers (q) advance to the Final

Note:
These athletes are sorted on performance.

Legend
=PB Equal Personal Best NR National Record PB Personal Best Q Qualified by place
q qualified by time SB Season Best

DISTEL-BONNET, C .232 (q): PHILIP, A .233: SAILER, V .236

INTERNET Service: www.european-athletics.org

Timing, Measurement & Data Service by  OMEGA

printed at WED 13 AUG 2014 19:30

Page 1 of 1

Results
100m Women

Start Time: 20:55

Final

13 AUG 2014

EUROPEAN RECORD	10.73	ARRON Christine	FRA	Budapest (HUN)	19 AUG 1998
CHAMPIONSHIP RECORD	10.73	ARRON Christine	FRA	Budapest (HUN)	19 AUG 1998


Wind: -1.7m/s

Rank	Name	Nat	Date of Birth	Lane	Reaction time	Result
1	SCHIPPERS Dafne	NED	15 JUN 1992	5	0.160	11.12
2	SOUMARÉ Myriam	FRA	29 OCT 1986	3	0.164	11.16
3	NELSON Ashleigh	GBR	20 FEB 1991	7	0.170	11.22
4	KAMBUNDJI Mujinga	SUI	17 JUN 1992	4	0.126	11.30
5	LALOVA Ivet	BUL	18 MAY 1984	6	0.135	11.33
6	DISTEL-BONNET Céline	FRA	25 JUL 1987	2	0.128	11.38
7	HENRY Desiree	GBR	26 AUG 1995	8	0.162	11.43
8	IKUESAN Ayodélé	FRA	15 MAY 1985	1	0.163	11.54

Weather conditions

Temperature: 16 °C Humidity: 55 % Conditions: Cloudy

INTERNET Service: www.european-athletics.org

Timing, Measurement & Data Service by  OMEGA

printed at WED 13 AUG 2014 21:12

Page 1 of 1

Results
200m Women
Round 1

14 AUG 2014

EUROPEAN RECORD	21.71	KOCH Marita	GDR	Karl-Marx-Stadt (GER)	10 JUN 1979
EUROPEAN RECORD	21.71	KOCH Marita	GDR	Potsdam (GER)	21 JUL 1984
EUROPEAN RECORD	21.71	DRECHSLER Heike	GDR	Jena (GER)	29 JUN 1986
EUROPEAN RECORD	21.71	DRECHSLER Heike	GDR	Stuttgart (GER)	29 AUG 1986
CHAMPIONSHIP RECORD	21.71	DRECHSLER Heike	GDR	Stuttgart (GER)	29 AUG 1986

Heat 1 Start Time: 11:10 Wind: +0.1 m/s

Rank	Name	Nat	Date of Birth	Lane	Reaction time	Result	
1	WILLIAMS Bianca	GBR	18 DEC 1993	2	0.197	23.38	Q
2	STROHOVA Nataliya	UKR	26 DEC 1992	5	0.169	23.47	Q
3	SIRAGUSA Irene	ITA	23 JUN 1993	7	0.142	23.61	Q
4	VUKOLOVA Yekaterina	RUS	10 AUG 1987	8	0.127	23.69	Q R 162.5b
5	GOLAY Joëlle	SUI	15 OCT 1987	3	0.225	23.82	
6	KAPTUR Éva	HUN	7 AUG 1987	6	0.165	24.07	
7	KRŠÁKOVÁ Lenka	SVK	22 FEB 1991	4	0.158	24.69	

Heat 2 Start Time: 11:18 Wind: +0.1 m/s

Rank	Name	Nat	Date of Birth	Lane	Reaction time	Result	
1	WILLIAMS Jodie	GBR	28 SEP 1993	7	0.168	22.88	Q
2	KAMBUNDJI Mujinga	SUI	17 JUN 1992	6	0.124	23.05	Q NUR
3	POHREBNYAK Nataliya	UKR	19 FEB 1988	5	0.172	23.31	Q
4	EKELUND Irene	SWE	8 MAR 1997	3	0.187	23.38	Q =SB
5	FÉRRÁ Andriána	GRE	11 FEB 1988	8	0.170	23.88	
6	SIGURDARDÓTTIR Hafdís	ISL	12 FEB 1987	4	0.168	23.93	=PB
7	ŽUMER Kristina	SLO	2 FEB 1980	2	0.187	24.24	


Heat 3 Start Time: 11:26 Wind: +0.1 m/s

Rank	Name	Nat	Date of Birth	Lane	Reaction time	Result	
1	SCHIPPERS Dafne	NED	15 JUN 1992	6	0.154	22.73	Q
2	BELIBASÁKI María	GRE	19 JUN 1991	2	0.204	23.34	Q
3	EFTIMOVA Inna	BUL	19 JUN 1988	5	0.157	23.42	Q
4	OGRAZEANU Andreea	ROU	24 MAR 1990	8	0.217	23.64	Q
5	VEIT Sabina	SLO	2 DEC 1985	4	0.150	23.72	q
6	SLETTUM Elisabeth	NOR	31 AUG 1986	7	0.218	24.09	
	GALAIS Jennifer	FRA	7 MAR 1992	3	F ¹	DQ	R 162.7

Heat 4 Start Time: 11:34 Wind: -0.4 m/s

Rank	Name	Nat	Date of Birth	Lane	Reaction time	Result	
1	SAMUEL Jamile	NED	24 APR 1992	4	0.153	23.10	Q
2	SPRUNGER Léa	SUI	5 MAR 1990	7	0.134	23.15	Q SB
3	LALOVA Ivet	BUL	18 MAY 1984	2	0.146	23.17	Q SB
4	CARAVELLI Marzia	ITA	23 OCT 1981	3	0.148	23.27	Q SB
5	RENZHINA Yekaterina	RUS	18 OCT 1994	5	0.143	23.33	q
6	TAVARES Carla	POR	22 MAY 1982	6	0.156	23.90	
7	KHUBESERYAN Diana	ARM	5 MAY 1994	8	0.212	25.74	

INTERNET Service: www.european-athletics.org

Timing, Measurement & Data Service by  OMEGA

printed at THU 14 AUG 2014 11:58

Page 1 of 2

Results
200m Women
Round 1

14 AUG 2014

Heat 5 Start Time: 11:52 Wind: +0.1 m/s

Rank	Name	Nat	Date of Birth	Lane	Reaction time	Result	
1	ASHER-SMITH Dina	GBR	4 DEC 1995	3	0.154	22.75	Q
2	SOUMARÉ Myriam	FRA	29 OCT 1986	6	0.161	22.97	Q
3	LATVALA Hanna-Maari	FIN	30 OCT 1987	7	0.148	23.13	Q SB
4	PROPER Kelly	IRL	1 MAY 1988	4	0.135	23.37	Q
5	AMIDEI Martina	ITA	8 APR 1991	5	0.135	23.64	q
6	PAPAIOANNOU Ramona	CYP	15 JUN 1989	8	0.143	23.70	q
7	KARAKUS Nimet	TUR	23 JAN 1993	2	0.203	25.31	

Qualified: First 4 in each heat (Q) and 4 best performers (q) advance to the Semifinals

Weather conditions at the beginning of the 1st heat

Temperature: 15 °C Humidity: 75 % Conditions: Cloudy


Note:

IAAF Rule 162.5b - delaying the start
IAAF Rule 162.7 - false start

Legend

=PB Equal Personal Best =SB Equal Season Best DQ Disqualified
NUR National U23 Record Q Qualified by place q qualified by time Fn False start
YC Yellow Card SB Season Best

INTERNET Service: www.european-athletics.org

Timing, Measurement & Data Service by  OMEGA

printed at THU 14 AUG 2014 11:58

Page 2 of 2

Results
200m Women
Round 1


14 AUG 2014

EUROPEAN RECORD	21.71	KOCH Marita	GDR	Karl-Marx-Stadt (GER)	10 JUN 1979
EUROPEAN RECORD	21.71	KOCH Marita	GDR	Potsdam (GER)	21 JUL 1984
EUROPEAN RECORD	21.71	DRECHSLER Heike	GDR	Jena (GER)	29 JUN 1986
EUROPEAN RECORD	21.71	DRECHSLER Heike	GDR	Stuttgart (GER)	29 AUG 1986
CHAMPIONSHIP RECORD	21.71	DRECHSLER Heike	GDR	Stuttgart (GER)	29 AUG 1986

Rank	Name	Nat	Date of Birth	Heat	Lane	Position	Wind	Time	
1	SCHIPPERS Dafne	NED	15 JUN 1992	3	6	1	+0.1	22.73	Q
2	ASHER-SMITH Dina	GBR	4 DEC 1995	5	3	1	+0.1	22.75	Q
3	WILLIAMS Jodie	GBR	28 SEP 1993	2	7	1	+0.1	22.88	Q
4	SOMARÉ Myriam	FRA	29 OCT 1986	5	6	2	+0.1	22.97	Q
5	KAMBUNDJI Mujinga	SUI	17 JUN 1992	2	6	2	+0.1	23.05	Q NUR
6	SAMUEL Jamile	NED	24 APR 1992	4	4	1	-0.4	23.10	Q
7	LATVALA Hanna-Maari	FIN	30 OCT 1987	5	7	3	+0.1	23.13	Q SB
8	SPRUNGER Léa	SUI	5 MAR 1990	4	7	2	-0.4	23.15	Q SB
9	LALOVA Ivet	BUL	18 MAY 1984	4	2	3	-0.4	23.17	Q SB
10	CARAVELLI Marzia	ITA	23 OCT 1981	4	3	4	-0.4	23.27	Q SB
11	POHREBNYAK Nataliya	UKR	19 FEB 1988	2	5	3	+0.1	23.31	Q
12	RENZHINA Yekaterina	RUS	18 OCT 1994	4	5	5	-0.4	23.33	q
13	BELIBASÁKI María	GRE	19 JUN 1991	3	2	2	+0.1	23.34	Q
14	PROPER Kelly	IRL	1 MAY 1988	5	4	4	+0.1	23.37	Q
15	EKELUND Irene	SWE	8 MAR 1997	2	3	4	+0.1	23.38	Q =SB
15	WILLIAMS Bianca	GBR	18 DEC 1993	1	2	1	+0.1	23.38	Q
17	EFTIMOVA Inna	BUL	19 JUN 1988	3	5	3	+0.1	23.42	Q
18	STROHOVA Nataliya	UKR	26 DEC 1992	1	5	2	+0.1	23.47	Q
19	SIRAGUSA Irene	ITA	23 JUN 1993	1	7	3	+0.1	23.61	Q
20	AMIDEI Martina	ITA	8 APR 1991	5	5	5	+0.1	23.64	q
20	OGRAZEANU Andreea	ROU	24 MAR 1990	3	8	4	+0.1	23.64	Q
22	VUKOLOVA Yekaterina	RUS	10 AUG 1987	1	8	4	+0.1	23.69	Q 162.5b
23	PAPAIANOOU Ramona	CYP	15 JUN 1989	5	8	6	+0.1	23.70	q
24	VEIT Sabina	SLO	2 DEC 1985	3	4	5	+0.1	23.72	q
25	GOLAY Joëlle	SUI	15 OCT 1987	1	3	5	+0.1	23.82	
26	FÉRRRA Andriána	GRE	11 FEB 1988	2	8	5	+0.1	23.88	
27	TAVARES Carla	POR	22 MAY 1982	4	6	6	-0.4	23.90	
28	SIGURDARDÓTTIR Hafdis	ISL	12 FEB 1987	2	4	6	+0.1	23.93	=PB
29	KAPTUR Éva	HUN	7 AUG 1987	1	6	6	+0.1	24.07	
30	SLETTUM Elisabeth	NOR	31 AUG 1986	3	7	6	+0.1	24.09	
31	ŽUMER Kristina	SLO	2 FEB 1980	2	2	7	+0.1	24.24	
32	KRŠÁKOVÁ Lenka	SVK	22 FEB 1991	1	4	7	+0.1	24.69	
33	KARAKUS Nimet	TUR	23 JAN 1993	5	2	7	+0.1	25.31	
34	KHUBESERYAN Diana	ARM	5 MAY 1994	4	8	7	-0.4	25.74	
	GALAIS Jennifer	FRA	7 MAR 1992	3	3				DQ R 162.7

Qualified: First 4 in each heat (Q) and 4 best performers (q) advance to the Semifinals

INTERNET Service: www.european-athletics.org

Timing, Measurement & Data Service by  OMEGA

printed at THU 14 AUG 2014 11:57

Page 1 of 2

Results
200m Women
Semifinal

14 AUG 2014

EUROPEAN RECORD	21.71	KOCH Marita	GDR	Karl-Marx-Stadt (GER)	10 JUN 1979
EUROPEAN RECORD	21.71	KOCH Marita	GDR	Potsdam (GER)	21 JUL 1984
EUROPEAN RECORD	21.71	DRECHSLER Heike	GDR	Jena (GER)	29 JUN 1986
EUROPEAN RECORD	21.71	DRECHSLER Heike	GDR	Stuttgart (GER)	29 AUG 1986
CHAMPIONSHIP RECORD	21.71	DRECHSLER Heike	GDR	Stuttgart (GER)	29 AUG 1986

Semifinal 1 Start Time: 19:42 Wind: +0.3 m/s

Rank	Name	Nat	Date of Birth	Lane	Reaction time	Result	
1	SOUMARÉ Myriam	FRA	29 OCT 1986	5	0.163	22.56	Q SB
2	ASHER-SMITH Dina	GBR	4 DEC 1995	3	0.165	22.61	Q PB
3	LATVALA Hanna-Maari	FIN	30 OCT 1987	4	0.159	22.98	q =PB
4	SPRUNGER Léa	SUI	5 MAR 1990	6	0.136	23.12	SB
5	PROPER Kelly	IRL	1 MAY 1988	8	0.138	23.15	PB
6	EFTIMOVA Inna	BUL	19 JUN 1988	7	0.180	23.27	SB
7	VUKOLOVA Yekaterina	RUS	10 AUG 1987	2	0.143	23.37	
8	AMIDEI Martina	ITA	8 APR 1991	1	0.138	23.51	

Semifinal 2 Start Time: 19:49 Wind: -0.6 m/s

Rank	Name	Nat	Date of Birth	Lane	Reaction time	Result	
1	SCHIPPERS Dafne	NED	15 JUN 1992	5	0.163	22.48	Q
2	WILLIAMS Bianca	GBR	18 DEC 1993	4	0.205	22.91	Q
3	KAMBUNDJI Mujinga	SUI	17 JUN 1992	6	0.138	22.94	q NUR
4	POHREBNYAK Nataliya	UKR	19 FEB 1988	7	0.160	23.10	
5	CARAVELLI Marzia	ITA	23 OCT 1981	8	0.123	23.23	SB
6	LALOVA Ivet	BUL	18 MAY 1984	3	0.143	23.30	
7	VEIT Sabina	SLO	2 DEC 1985	2	0.158	23.99	
	OGRAZEANU Andreea	ROU	24 MAR 1990	1		DNS	

Semifinal 3 Start Time: 19:56 Wind: +0.3 m/s

Rank	Name	Nat	Date of Birth	Lane	Reaction time	Result	
1	WILLIAMS Jodie	GBR	28 SEP 1993	5	0.155	22.90	Q
2	SAMUEL Jamile	NED	24 APR 1992	6	0.139	23.18	Q
3	EKELUND Irene	SWE	8 MAR 1997	7	0.190	23.26	SB
3	RENZHINA Yekaterina	RUS	18 OCT 1994	2	0.156	23.26	
5	STROHOVA Nataliya	UKR	26 DEC 1992	4	0.175	23.36	
6	BELIBASÁKI Maria	GRE	19 JUN 1991	3	0.196	23.37	
7	SIRAGUSA Irene	ITA	23 JUN 1993	8	0.148	23.50	
	PAPAIANNOU Ramona	CYP	15 JUN 1989	1	0.155	DNF	


Qualified: First 2 in each heat (Q) and 2 best performers (q) advance to the Final

Weather conditions at the beginning of the 1st heat

Temperature: 19 °C Humidity: 58 % Conditions: Cloudy

Legend	
=PB	Equal Personal Best
PB	Personal Best
DNF	Did not Finish
Q	Qualified by place
DNS	Did not Start
q	qualified by time
NUR	National U23 Record
SB	Season Best

INTERNET Service: www.european-athletics.org

Timing, Measurement & Data Service by  OMEGA

printed at THU 14 AUG 2014 20:00

Page 1 of 1

Results
200m Women
Semifinal

14 AUG 2014

EUROPEAN RECORD	21.71	KOCH Marita	GDR	Karl-Marx-Stadt (GER)	10 JUN 1979
EUROPEAN RECORD	21.71	KOCH Marita	GDR	Potsdam (GER)	21 JUL 1984
EUROPEAN RECORD	21.71	DRECHSLER Heike	GDR	Jena (GER)	29 JUN 1986
EUROPEAN RECORD	21.71	DRECHSLER Heike	GDR	Stuttgart (GER)	29 AUG 1986
CHAMPIONSHIP RECORD	21.71	DRECHSLER Heike	GDR	Stuttgart (GER)	29 AUG 1986


Rank	Name	Nat	Date of Birth	Heat	Lane	Position	Wind	Time	
1	SCHIPPERS Dafne	NED	15 JUN 1992	2	5	1	-0.6	22.48	Q
2	SOMARÉ Myriam	FRA	29 OCT 1986	1	5	1	+0.3	22.56	Q SB
3	ASHER-SMITH Dina	GBR	4 DEC 1995	1	3	2	+0.3	22.61	Q PB
4	WILLIAMS Jodie	GBR	28 SEP 1993	3	5	1	+0.3	22.90	Q
5	WILLIAMS Bianca	GBR	18 DEC 1993	2	4	2	-0.6	22.91	Q
6	KAMBUNDJI Mujinga	SUI	17 JUN 1992	2	6	3	-0.6	22.94	q NUR
7	LATVALA Hanna-Maari	FIN	30 OCT 1987	1	4	3	+0.3	22.98	q =PB
8	POHREBNYAK Nataliya	UKR	19 FEB 1988	2	7	4	-0.6	23.10	
9	SPRUNGER Léa	SUI	5 MAR 1990	1	6	4	+0.3	23.12	SB
10	PROPER Kelly	IRL	1 MAY 1988	1	8	5	+0.3	23.15	PB
11	SAMUEL Jamile	NED	24 APR 1992	3	6	2	+0.3	23.18	Q
12	CARAVELLI Marzia	ITA	23 OCT 1981	2	8	5	-0.6	23.23	SB
13	EKELUND Irene	SWE	8 MAR 1997	3	7	=3	+0.3	23.26	SB
13	REZHINA Yekaterina	RUS	18 OCT 1994	3	2	=3	+0.3	23.26	
15	EFTIMOVA Inna	BUL	19 JUN 1988	1	7	6	+0.3	23.27	SB
16	LALOVA Ivet	BUL	18 MAY 1984	2	3	6	-0.6	23.30	
17	STROHOVA Nataliya	UKR	26 DEC 1992	3	4	5	+0.3	23.36	
18	BELIBASÁKI María	GRE	19 JUN 1991	3	3	6	+0.3	23.37	
18	VUKOLOVA Yekaterina	RUS	10 AUG 1987	1	2	7	+0.3	23.37	
20	SIRAGUSA Irene	ITA	23 JUN 1993	3	8	7	+0.3	23.50	
21	AMIDEI Martina	ITA	8 APR 1991	1	1	8	+0.3	23.51	
22	VEIT Sabina	SLO	2 DEC 1985	2	2	7	-0.6	23.99	
	PAPAIANNOU Ramona	CYP	15 JUN 1989	3	1			DNF	
	OGRAZEANU Andreea	ROU	24 MAR 1990	2	1			DNS	

Qualified: First 2 in each heat (Q) and 2 best performers (q) advance to the Final

Note:
These athletes are sorted on performance.

Legend
=PB Equal Personal Best **DNF** Did not Finish **DNS** Did not Start
PB Personal Best **Q** Qualified by place **q** qualified by time **NUR** National U23 Record
SB Season Best

INTERNET Service: www.european-athletics.org

Timing, Measurement & Data Service by  OMEGA

printed at THU 14 AUG 2014 19:59

Page 1 of 1

Results
200m Women

Start Time: 20:25

Final

15 AUG 2014

EUROPEAN RECORD	21.71	KOCH Marita	GDR	Karl-Marx-Stadt (GER)	10 JUN 1979
EUROPEAN RECORD	21.71	KOCH Marita	GDR	Potsdam (GER)	21 JUL 1984
EUROPEAN RECORD	21.71	DRECHSLER Heike	GDR	Jena (GER)	29 JUN 1986
EUROPEAN RECORD	21.71	DRECHSLER Heike	GDR	Stuttgart (GER)	29 AUG 1986
CHAMPIONSHIP RECORD	21.71	DRECHSLER Heike	GDR	Stuttgart (GER)	29 AUG 1986

Wind: -0.5m/s

Rank	Name	Nat	Date of Birth	Lane	Reaction time	Result
1	SCHIPPERS Dafne	NED	15 JUN 1992	3	0.154	22.03 WL,NR
2	WILLIAMS Jodie	GBR	28 SEP 1993	4	0.165	22.46 PB
3	SOUMARÉ Myriam	FRA	29 OCT 1986	5	0.152	22.58
4	WILLIAMS Bianca	GBR	18 DEC 1993	8	0.191	22.68
5	KAMBUNDJI Mujinga	SUI	17 JUN 1992	2	0.117	22.83 NR
6	SAMUEL Jamile	NED	24 APR 1992	7	0.142	23.31
7	LATVALA Hanna-Maari	FIN	30 OCT 1987	1	0.163	23.48
	ASHER-SMITH Dina	GBR	4 DEC 1995	6	0.160	DNF


Weather conditions

Temperature: 13 °C Humidity: 88 % Conditions: Cloudy

Legend

DNF Did not Finish NR National Record PB Personal Best WL World Lead

INTERNET Service: www.european-athletics.org

Timing, Measurement & Data Service by  OMEGA

printed at FRI 15 AUG 2014 20:28

Page 1 of 1

Results
1500m Women
Round 1

12 AUG 2014

EUROPEAN RECORD	3:52.47	KAZANKINA Tatyana	URS	Zürich (SUI)	13 AUG 1980
CHAMPIONSHIP RECORD	3:56.91	TOMASHOVA Tatyana	RUS	Göteborg (SWE)	13 AUG 2006

Heat 1 Start Time: 10:35

Rank	Name	Nat	Date of Birth	Order	Result
1	AREGAWI Abeba	SWE	5 JUL 1990	9	4:11.64 Q
2	TERZIC Amela	SRB	2 JAN 1993	11	4:11.75 Q
3	KARAMASHEVA Svetlana	RUS	24 MAY 1988	1	4:12.94 Q
4	MÅKESTAD BOVIM Ingvill	NOR	7 AUG 1981	7	4:13.02 Q
5	MISHCHENKO Anna	UKR	25 AUG 1983	12	4:14.24
6	MUIR Laura	GBR	9 MAY 1993	6	4:14.69
7	KOSTER Maureen	NED	3 JUL 1992	8	4:15.11
8	ROMAN Sonja	SLO	11 MAR 1979	4	4:16.38
9	AYDEMIR Esmâ	TUR	1 JAN 1992	3	4:16.90
10	MAGNANI Margherita	ITA	26 FEB 1987	10	4:17.19
11	STRAUSA Agata	LAT	2 DEC 1989	5	4:17.61
12	MACÍAS Isabel	ESP	11 AUG 1984	2	4:17.76
Intermediate times:		400m	1:11.86	TERZIC Amela (SRB)	
		800m	2:22.63	TERZIC Amela (SRB)	
		1200m	3:27.41	AREGAWI Abeba (SWE)	

Heat 2 Start Time: 10:45

Rank	Name	Nat	Date of Birth	Order	Result
1	HASSAN Sifan	NED	1 JAN 1993	3	4:09.55 Q
2	PLIS Renata	POL	5 FEB 1985	11	4:10.33 Q
3	DEL BUONO Federica	ITA	12 DEC 1994	4	4:10.47 Q
4	WEIGHTMAN Laura	GBR	1 JUL 1991	5	4:10.55 Q
5	ENGLAND Hannah	GBR	6 MAR 1987	7	4:10.73 q
6	SUJEW Diana	GER	2 NOV 1990	10	4:11.27 q
7	SHCHAGINA Anna	RUS	7 DEC 1991	6	4:11.27 q
8	PRYSHCHEPA Nataliya	UKR	11 SEP 1994	2	4:11.42 q
9	GEĞA Luiza	ALB	5 NOV 1988	13	4:12.25
10	KLOCOVÁ Lucia	SVK	20 NOV 1983	1	4:14.77
11	MEZULIÁŇIKOVÁ Diana	CZE	10 APR 1992	12	4:15.40
12	BULUT Gamze	TUR	3 AUG 1992	8	4:18.28
13	TŠERNOV Liina	EST	28 DEC 1987	9	4:25.18
Intermediate times:		400m	1:08.43	PLIS Renata (POL)	
		800m	2:18.35	PLIS Renata (POL)	
		1200m	3:23.84	HASSAN Sifan (NED)	

Qualified: First 4 in each heat (Q) and 4 best performers (q) advance to the Final


Weather conditions at the beginning of the 1st heat

Temperature: 17 °C Humidity: 66 % Conditions: Sunny

Legend

Q Qualified by place q qualified by time

INTERNET Service: www.european-athletics.org

Timing, Measurement & Data Service by  OMEGA

printed at TUE 12 AUG 2014 10:56

Page 1 of 1

Results
1500m Women
Round 1

12 AUG 2014

EUROPEAN RECORD	3:52.47	KAZANKINA Tatyana	URS	Zürich (SUI)	13 AUG 1980
CHAMPIONSHIP RECORD	3:56.91	TOMASHOVA Tatyana	RUS	Göteborg (SWE)	13 AUG 2006


Rank	Name	Nat	Date of Birth	Heat	Order	Position	Time
1	HASSAN Sifan	NED	1 JAN 1993	2	3	1	4:09.55 Q
2	PLIS Renata	POL	5 FEB 1985	2	11	2	4:10.33 Q
3	DEL BUONO Federica	ITA	12 DEC 1994	2	4	3	4:10.47 Q
4	WEIGHTMAN Laura	GBR	1 JUL 1991	2	5	4	4:10.55 Q
5	ENGLAND Hannah	GBR	6 MAR 1987	2	7	5	4:10.73 q
6	SUJEW Diana	GER	2 NOV 1990	2	10	6	4:11.27 q
7	SHCHAGINA Anna	RUS	7 DEC 1991	2	6	7	4:11.27 q
8	PRYSHCHEPA Nataliya	UKR	11 SEP 1994	2	2	8	4:11.42 q
9	AREGAWI Abeba	SWE	5 JUL 1990	1	9	1	4:11.64 Q
10	TERZIC Amela	SRB	2 JAN 1993	1	11	2	4:11.75 Q
11	GEGA Luiza	ALB	5 NOV 1988	2	13	9	4:12.25
12	KARAMASHEVA Svetlana	RUS	24 MAY 1988	1	1	3	4:12.94 Q
13	MÅKESTAD BOVIM Ingvill	NOR	7 AUG 1981	1	7	4	4:13.02 Q
14	MISHCHENKO Anna	UKR	25 AUG 1983	1	12	5	4:14.24
15	MUIR Laura	GBR	9 MAY 1993	1	6	6	4:14.69
16	KLOCOVÁ Lucia	SVK	20 NOV 1983	2	1	10	4:14.77
17	KOSTER Maureen	NED	3 JUL 1992	1	8	7	4:15.11
18	MEZULIÁŇIKOVÁ Diana	CZE	10 APR 1992	2	12	11	4:15.40
19	ROMAN Sonja	SLO	11 MAR 1979	1	4	8	4:16.38
20	AYDEMIR Esmá	TUR	1 JAN 1992	1	3	9	4:16.90
21	MAGNANI Margherita	ITA	26 FEB 1987	1	10	10	4:17.19
22	STRAUSA Agata	LAT	2 DEC 1989	1	5	11	4:17.61
23	MACÍAS Isabel	ESP	11 AUG 1984	1	2	12	4:17.76
24	BULUT Gamze	TUR	3 AUG 1992	2	8	12	4:18.28
25	TŠERNOV Liina	EST	28 DEC 1987	2	9	13	4:25.18

Qualified: First 4 in each heat (Q) and 4 best performers (q) advance to the Final

Note:
These athletes are sorted on performance.

Legend
Q Qualified by place q qualified by time

INTERNET Service: www.european-athletics.org

Timing, Measurement & Data Service by  OMEGA

printed at TUE 12 AUG 2014 10:54

Page 1 of 1

Results
1500m Women

Final

Start Time: 19:25

15 AUG 2014

EUROPEAN RECORD	3:52.47	KAZANKINA Tatyana	URS	Zürich (SUI)	13 AUG 1980
CHAMPIONSHIP RECORD	3:56.91	TOMASHOVA Tatyana	RUS	Göteborg (SWE)	13 AUG 2006

Rank	Name	Nat	Date of Birth	Order	Result
1	HASSAN Sifan	NED	1 JAN 1993	1	4:04.18
2	AREGAWI Abeba	SWE	5 JUL 1990	4	4:05.08
3	WEIGHTMAN Laura	GBR	1 JUL 1991	12	4:06.32
4	PLIS Renata	POL	5 FEB 1985	5	4:06.65
5	DEL BUONO Federica	ITA	12 DEC 1994	11	4:07.49 PB
6	ENGLAND Hannah	GBR	6 MAR 1987	9	4:07.80
7	SHCHAGINA Anna	RUS	7 DEC 1991	8	4:08.05
8	SUJEW Diana	GER	2 NOV 1990	2	4:08.63
9	MÅKESTAD BOVIM Ingvill	NOR	7 AUG 1981	3	4:08.85
10	PRYSHCHEPA Nataliya	UKR	11 SEP 1994	10	4:08.89 PB
11	KARAMASHEVA Svetlana	RUS	24 MAY 1988	6	4:11.35
12	TERZIC Amela	SRB	2 JAN 1993	7	4:19.11

Intermediate times:	400m	1:05.95	SHCHAGINA Anna (RUS)
	800m	2:15.12	WEIGHTMAN Laura (GBR)
	1200m	3:18.00	AREGAWI Abeba (SWE)


Weather conditions

Temperature: 14 °C Humidity: 85 % Conditions: Partly cloudy

Legend

PB Personal Best

INTERNET Service: www.european-athletics.org

Timing, Measurement & Data Service by  OMEGA

printed at FRI 15 AUG 2014 19:31

Page 1 of 1

Results
5000m Women

Start Time: 17:35

Final

16 AUG 2014

EUROPEAN RECORD	14:23.75	SHOBUKHOVA Liliya	RUS	Kazan (RUS)	19 JUL 2008
CHAMPIONSHIP RECORD	14:54.44	ABEYLEGESSE Elvan	TUR	Barcelona (ESP)	1 AUG 2010

Rank	Name	Nat	Date of Birth	Order	Result
1	BAHTA Meraf	SWE	24 JUN 1989	5	15:31.39
2	HASSAN Sifan	NED	1 JAN 1993	9	15:31.79
3	KUIJKEN Susan	NED	8 JUL 1986	2	15:32.82
4	KOROBKINA Yelena	RUS	25 NOV 1990	16	15:32.89
5	FERNÁNDEZ Nuria	ESP	16 AUG 1976	11	15:35.59
6	MOREIRA Sara	POR	17 OCT 1985	14	15:38.13
7	PAVEY Jo	GBR	20 SEP 1973	7	15:38.41
8	VIOLA Giulia	ITA	24 APR 1991	10	15:38.76 PB
9	GORECKA Emelia	GBR	29 JAN 1994	1	15:42.98
10	BULUT Gamze	TUR	3 AUG 1992	12	15:44.73
11	WENTH Jennifer	AUT	24 JUL 1991	6	15:47.61
12	PLIS Renata	POL	5 FEB 1985	8	15:48.58
13	GRØVDAL Karoline Bjerkeli	NOR	14 JUN 1990	4	15:52.78
14	MÄKI Kristiina	CZE	22 SEP 1991	15	15:57.13
15	KOCK Maren	GER	22 JUN 1990	3	16:04.60
16	GONZÁLEZ Paula	ESP	2 MAY 1985	17	16:24.58
	ROMAN Sonja	SLO	11 MAR 1979	13	DNF

Intermediate times:	1000m	3:08.02	MOREIRA Sara (POR)
	2000m	6:25.46	MOREIRA Sara (POR)
	3000m	9:40.24	PLIS Renata (POL)
	4000m	12:47.07	BAHTA Meraf (SWE)


Weather conditions

Temperature: 19 °C Humidity: 74 % Conditions: Partly cloudy

Legend

DNF Did not Finish PB Personal Best

INTERNET Service: www.european-athletics.org

Timing, Measurement & Data Service by  OMEGA

printed at SAT 16 AUG 2014 18:08

Page 1 of 1

Results
100m Hurdles Women
Round 1

12 AUG 2014

EUROPEAN RECORD	12.21	DONKOVA Yordanka	BUL	Stara Zagora (BUL)	20 AUG 1988
CHAMPIONSHIP RECORD	12.38	DONKOVA Yordanka	BUL	Stuttgart (GER)	29 AUG 1986

Heat 1 Start Time: 13:30 Wind: -1.5 m/s

Rank	Bib	Name	Nat	Date of Birth	Lane	Reaction time	Result	
1	1140	BILLAUD Cindy	FRA	11 MAR 1986	5	0.139	12.75	Q
2	1032	TALAY Alina	BLR	14 MAY 1989	8	0.160	13.17	Q
3	1212	HOFMANN Franziska	GER	27 MAR 1994	7	0.137	13.21	Q
4	1094	JEREZ Caridad	ESP	23 JAN 1991	6	0.134	13.23	
5	1421	GALITSKAYA Yekaterina	RUS	24 FEB 1987	3	0.143	13.24	
6	1074	ŠKROBÁKOVÁ Lucie	CZE	4 JAN 1982	4	0.153	13.29	
7	1120	BOGDANOFF Matilda	FIN	8 OCT 1990	2	0.144	13.39	

Heat 2 Start Time: 13:38 Wind: -1.1 m/s

Rank	Bib	Name	Nat	Date of Birth	Lane	Reaction time	Result	
1	1019	ZAGRE Anne	BEL	13 MAR 1990	7	0.167	12.86	Q
2	1229	ROLEDER Cindy	GER	21 AUG 1989	1	0.138	12.91	Q
3	1283	CARAVELLI Marzia	ITA	23 OCT 1981	6	0.160	12.98	Q SB
4	1335	HODDE Rosina	NED	10 FEB 1983	5	0.148	12.99	q
5	1450	TOPYLINA Svetlana	RUS	6 JAN 1985	2	0.149	13.06	q
6	1376	KOLECZEK Karolina	POL	15 JAN 1993	3	0.154	13.12	q
7	1052	LONCAREK Ivana	CRO	8 APR 1991	4	0.149	13.25	
8	1267	LAVIN Sarah	IRL	28 MAY 1994	8	0.168	13.35	

Heat 3 Start Time: 13:46 Wind: 0.0 m/s

Rank	Bib	Name	Nat	Date of Birth	Lane	Reaction time	Result	
1	1209	HILDEBRAND Nadine	GER	20 SEP 1987	6	0.173	12.78	Q
2	1330	BAKKER Sharona	NED	12 APR 1990	5	0.127	12.85	Q PB
3	1427	KONDAKOVA Yuliya	RUS	4 DEC 1981	1	0.164	12.97	Q
4	1489	URECH Lisa	SUI	27 JUL 1989	3	0.156	13.05	q
5	1463	TOMIC Marina	SLO	30 APR 1983	4	0.141	13.12	q
6	1119	AIDANPÄÄ Ida	FIN	25 NOV 1988	7	0.130	13.26	
7	1326	TAMOŠAITYTE Sonata	LTU	26 JUN 1987	8	0.185	13.34	
	1062	KOUDELOVÁ Lucie	CZE	6 JUL 1994	2	0.146	DNF	

Heat 4 Start Time: 13:54 Wind: -2.0 m/s

Rank	Bib	Name	Nat	Date of Birth	Lane	Reaction time	Result	
1	1187	PORTER Tiffany	GBR	13 NOV 1987	8	0.155	12.69	Q
2	1490	ZBÄREN Noemi	SUI	12 MAR 1994	3	0.172	12.95	Q
3	1010	BERINGS Eline	BEL	28 MAY 1986	6	0.140	13.00	Q
4	1346	VISSER Nadine	NED	9 FEB 1995	5	0.169	13.12	
5	1363	PEDERSEN Isabelle	NOR	27 JAN 1992	1	0.174	13.17	
6	1131	NEZIRI Nooralotta	FIN	9 NOV 1992	7	0.126	13.17	
7	1252	PESIRIDOU Elisavet	GRE	12 FEB 1992	4	0.165	13.27	PB
8	1007	SCHROTT Beate	AUT	15 APR 1988	2	0.156	13.31	

Qualified: First 3 in each heat (Q) and 4 best performers (q) advance to the Semifinals

Results
100m Hurdles Women
Round 1

12 AUG 2014


Weather conditions at the beginning of the 1st heat

Temperature: 19 °C Humidity: 50 % Conditions: Partly cloudy

Legend
DNF Did not Finish PB Personal Best Q Qualified by place q qualified by time
SB Season Best

KOLECZEK, K. 13.115 : TOMIC, M. 13.115 : VISSER, N. 13.120

INTERNET Service: www.european-athletics.org

Timing, Measurement & Data Service by  OMEGA

printed at TUE 12 AUG 2014 15:02

Page 2 of 2

Results
100m Hurdles Women
Round 1

12 AUG 2014

EUROPEAN RECORD	12.21	DONKOVA Yordanka	BUL	Stara Zagora (BUL)	20 AUG 1988
CHAMPIONSHIP RECORD	12.38	DONKOVA Yordanka	BUL	Stuttgart (GER)	29 AUG 1986

Rank	Bib	Name	Nat	Date of Birth	Heat	Lane	Position	Wind	Time	
1	1187	PORTER Tiffany	GBR	13 NOV 1987	4	8	1	-2.0	12.69	Q
2	1140	BILLAUD Cindy	FRA	11 MAR 1986	1	5	1	-1.5	12.75	Q
3	1209	HILDEBRAND Nadine	GER	20 SEP 1987	3	6	1	0.0	12.78	Q
4	1330	BAKKER Sharona	NED	12 APR 1990	3	5	2	0.0	12.85	Q PB
5	1019	ZAGRÉ Anne	BEL	13 MAR 1990	2	7	1	-1.1	12.86	Q
6	1229	ROLEDER Cindy	GER	21 AUG 1989	2	1	2	-1.1	12.91	Q
7	1490	ZBÄREN Noemi	SUI	12 MAR 1994	4	3	2	-2.0	12.95	Q
8	1427	KONDAKOVA Yuliya	RUS	4 DEC 1981	3	1	3	0.0	12.97	Q
9	1283	CARAVELLI Marzia	ITA	23 OCT 1981	2	6	3	-1.1	12.98	Q SB
10	1335	HODDE Rosina	NED	10 FEB 1983	2	5	4	-1.1	12.99	q
11	1010	BERINGS Eline	BEL	28 MAY 1986	4	6	3	-2.0	13.00	Q
12	1489	URECH Lisa	SUI	27 JUL 1989	3	3	4	0.0	13.05	q
13	1450	TOPYLINA Svetlana	RUS	6 JAN 1985	2	2	5	-1.1	13.06	q
14	1376	KOLECZEK Karolina	POL	15 JAN 1993	2	3	6	-1.1	13.12	q
14	1463	TOMIC Marina	SLO	30 APR 1983	3	4	5	0.0	13.12	q
14	1346	VISSER Nadine	NED	9 FEB 1995	4	5	4	-2.0	13.12	
17	1131	NEZIRI Nooralotta	FIN	9 NOV 1992	4	7	6	-2.0	13.17	
17	1363	PEDERSEN Isabelle	NOR	27 JAN 1992	4	1	5	-2.0	13.17	
17	1032	TALAY Alina	BLR	14 MAY 1989	1	8	2	-1.5	13.17	Q
20	1212	HOFMANN Franziska	GER	27 MAR 1994	1	7	3	-1.5	13.21	Q
21	1094	JEREZ Caridad	ESP	23 JAN 1991	1	6	4	-1.5	13.23	
22	1421	GALITSKAYA Yekaterina	RUS	24 FEB 1987	1	3	5	-1.5	13.24	
23	1052	LONCAREK Ivana	CRO	8 APR 1991	2	4	7	-1.1	13.25	
24	1119	AIDANPÄÄ Ida	FIN	25 NOV 1988	3	7	6	0.0	13.26	
25	1252	PESIRÍDOU Elisávet	GRE	12 FEB 1992	4	4	7	-2.0	13.27	PB
26	1074	ŠKROBÁKOVÁ Lucie	CZE	4 JAN 1982	1	4	6	-1.5	13.29	
27	1007	SCHROTT Beate	AUT	15 APR 1988	4	2	8	-2.0	13.31	
28	1326	TAMOŠAITYTE Sonata	LTU	26 JUN 1987	3	8	7	0.0	13.34	
29	1267	LAVIN Sarah	IRL	28 MAY 1994	2	8	8	-1.1	13.35	
30	1120	BOGDANOFF Matilda	FIN	8 OCT 1990	1	2	7	-1.5	13.39	
	1062	KOUDELOVÁ Lucie	CZE	6 JUL 1994	3	2			DNF	


Qualified: First 3 in each heat (Q) and 4 best performers (q) advance to the Semifinals

Note:
These athletes are sorted on performance.

Legend
DNF Did not Finish PB Personal Best Q Qualified by place q qualified by time
SB Season Best

KOLECZEK, K. 13.115 : TOMIC, M. 13.115 : VISSER, N. 13.120

INTERNET Service: www.european-athletics.org

Timing, Measurement & Data Service by  OMEGA

printed at TUE 12 AUG 2014 15:00

Page 1 of 1

Results
100m Hurdles Women
Semifinal

12 AUG 2014

EUROPEAN RECORD	12.21	DONKOVA Yordanka	BUL	Stara Zagora (BUL)	20 AUG 1988
CHAMPIONSHIP RECORD	12.38	DONKOVA Yordanka	BUL	Stuttgart (GER)	29 AUG 1986

Semifinal 1 Start Time: 20:56 Wind: -0.8 m/s

Rank	Name	Nat	Date of Birth	Lane	Reaction time	Result	
1	BILLAUD Cindy	FRA	11 MAR 1986	7	0.135	12.79	Q
2	ROLEDER Cindy	GER	21 AUG 1989	4	0.117	12.84	Q
3	HODDE Rosina	NED	10 FEB 1983	3	0.137	12.91	Q PB
4	HILDEBRAND Nadine	GER	20 SEP 1987	6	0.149	12.92	q
5	BERINGS Eline	BEL	28 MAY 1986	8	0.131	12.95	q
6	ZBÁREN Noemi	SUI	12 MAR 1994	5	0.183	13.01	
7	CARAVELLI Marzia	ITA	23 OCT 1981	9	0.150	13.06	
8	TOPYLINA Svetlana	RUS	6 JAN 1985	2	0.157	13.27	
9	TOMIC Marina	SLO	30 APR 1983	1	0.139	13.32	

Semifinal 2 Start Time: 21:03 Wind: -0.1 m/s


Rank	Name	Nat	Date of Birth	Lane	Reaction time	Result	
1	PORTER Tiffany	GBR	13 NOV 1987	4	0.169	12.63	Q SB
2	ZAGRÉ Anne	BEL	13 MAR 1990	5	0.168	12.83	Q =SB
3	TALAY Alina	BLR	14 MAY 1989	7	0.150	12.94	Q SB
4	BAKKER Sharona	NED	12 APR 1990	6	0.141	13.02	
5	URECH Lisa	SUI	27 JUL 1989	3	0.138	13.10	
6	KONDAKOVA Yuliya	RUS	4 DEC 1981	9	0.158	13.11	
7	HOFMANN Franziska	GER	27 MAR 1994	8	0.133	13.14	
8	KOLECZEK Karolina	POL	15 JAN 1993	2	0.139	13.20	

Qualified: First 3 in each heat (Q) and 2 best performers (q) advance to the Final

Weather conditions at the beginning of the 1st heat			
Temperature:	19 °C	Humidity:	62 %
Conditions:	Cloudy		

Legend					
=SB	Equal Season Best	PB	Personal Best	Q	Qualified by place
SB	Season Best			q	qualified by time

INTERNET Service: www.european-athletics.org

Timing, Measurement & Data Service by  OMEGA

printed at TUE 12 AUG 2014 21:26

Page 1 of 1

Results
100m Hurdles Women
Semifinal

12 AUG 2014

EUROPEAN RECORD	12.21	DONKOVA Yordanka	BUL	Stara Zagora (BUL)	20 AUG 1988
CHAMPIONSHIP RECORD	12.38	DONKOVA Yordanka	BUL	Stuttgart (GER)	29 AUG 1986


Rank	Name	Nat	Date of Birth	Heat	Lane	Position	Wind	Time	
1	PORTER Tiffany	GBR	13 NOV 1987	2	4	1	-0.1	12.63	Q SB
2	BILLAUD Cindy	FRA	11 MAR 1986	1	7	1	-0.8	12.79	Q
3	ZAGRÉ Anne	BEL	13 MAR 1990	2	5	2	-0.1	12.83	Q =SB
4	ROLEDER Cindy	GER	21 AUG 1989	1	4	2	-0.8	12.84	Q
5	HODDE Rosina	NED	10 FEB 1983	1	3	3	-0.8	12.91	Q PB
6	HILDEBRAND Nadine	GER	20 SEP 1987	1	6	4	-0.8	12.92	q
7	TALAY Alina	BLR	14 MAY 1989	2	7	3	-0.1	12.94	Q SB
8	BERINGS Eline	BEL	28 MAY 1986	1	8	5	-0.8	12.95	q
9	ZBÄREN Noemi	SUI	12 MAR 1994	1	5	6	-0.8	13.01	
10	BAKKER Sharona	NED	12 APR 1990	2	6	4	-0.1	13.02	
11	CARAVELLI Marzia	ITA	23 OCT 1981	1	9	7	-0.8	13.06	
12	URECH Lisa	SUI	27 JUL 1989	2	3	5	-0.1	13.10	
13	KONDAKOVA Yuliya	RUS	4 DEC 1981	2	9	6	-0.1	13.11	
14	HOFMANN Franziska	GER	27 MAR 1994	2	8	7	-0.1	13.14	
15	KOLECZEK Karolina	POL	15 JAN 1993	2	2	8	-0.1	13.20	
16	TOPYLINA Svetlana	RUS	6 JAN 1985	1	2	8	-0.8	13.27	
17	TOMIC Marina	SLO	30 APR 1983	1	1	9	-0.8	13.32	

Qualified: First 3 in each heat (Q) and 2 best performers (q) advance to the Final

Note:
These athletes are sorted on performance.

Legend
 =SB Equal Season Best PB Personal Best Q Qualified by place q qualified by time
 SB Season Best

INTERNET Service: www.european-athletics.org

Timing, Measurement & Data Service by  OMEGA

printed at TUE 12 AUG 2014 21:25

Page 1 of 1

Results
100m Hurdles Women

Start Time: 21:34

Final

13 AUG 2014

EUROPEAN RECORD	12.21	DONKOVA Yordanka	BUL	Stara Zagora (BUL)	20 AUG 1988
CHAMPIONSHIP RECORD	12.38	DONKOVA Yordanka	BUL	Stuttgart (GER)	29 AUG 1986


Wind: -0.7m/s

Rank	Name	Nat	Date of Birth	Lane	Reaction time	Result
1	PORTER Tiffany	GBR	13 NOV 1987	5	0.144	12.76
2	BILLAUD Cindy	FRA	11 MAR 1986	4	0.134	12.79
3	ROLEDER Cindy	GER	21 AUG 1989	6	0.138	12.82
4	ZAGRÉ Anne	BEL	13 MAR 1990	3	0.154	12.89
5	TALAY Alina	BLR	14 MAY 1989	8	0.125	12.97
6	HILDEBRAND Nadine	GER	20 SEP 1987	2	0.154	13.01
7	HODDE Rosina	NED	10 FEB 1983	7	0.154	13.08
8	BERINGS Eline	BEL	28 MAY 1986	1	0.129	13.24

Weather conditions

Temperature: 16 °C Humidity: 55 % Conditions: Cloudy

INTERNET Service: www.european-athletics.org

Timing, Measurement & Data Service by  OMEGA

printed at WED 13 AUG 2014 21:53

Page 1 of 1

Results
3000m Steeplechase Women
Round 1

15 AUG 2014

EUROPEAN RECORD	8:58.81	GALKINA Gulnara	RUS	Beijing (CHN)	17 AUG 2008
CHAMPIONSHIP RECORD	9:17.57	ZARIPOVA Yuliya	RUS	Barcelona (ESP)	30 JUL 2010

Heat 1 Start Time: 11:00

Rank	Name	Nat	Date of Birth	Order	Result
1	KUDZELICH Sviatlana	BLR	7 MAY 1987	1	9:46.89 Q
2	VLASOVA Natalya	RUS	19 JUL 1988	9	9:47.31 Q
3	KRAUSE Gesa-Felicitas	GER	3 AUG 1992	4	9:47.36 Q
4	ERIKSSON Sandra	FIN	4 JUN 1989	8	9:50.00 Q
5	SCHLUMPF Fabienne	SUI	17 NOV 1990	2	9:51.45 Q
6	MIŠMAŠ Maruša	SLO	24 OCT 1994	3	9:51.51 q
7	KAYA Özlem	TUR	20 APR 1990	10	9:56.49 q
8	CASANDRA Cristina	ROU	21 OCT 1977	7	10:00.48 q
9	PATJUK Jekaterina	EST	6 APR 1983	11	10:03.60
10	LØVNES Ingeborg	NOR	5 SEP 1992	6	10:18.11
	URBINA Teresa	ESP	20 MAR 1985	5	DNF
Intermediate times:					
	1000m	3:13.73	ERIKSSON Sandra (FIN)		
	2000m	6:35.53	VLASOVA Natalya (RUS)		

Heat 2 Start Time: 11:20


Rank	Name	Nat	Date of Birth	Order	Result
1	DANEKOVA Silvia	BUL	7 FEB 1983	5	9:51.67 Q
2	MÖLDNER-SCHMIDT Antje	GER	13 JUN 1984	8	9:52.02 Q
3	FOUGBERG Charlotta	SWE	19 JUN 1985	7	9:52.04 Q
4	JELIZAROVA Polina	LAT	1 MAY 1989	3	9:52.58 Q SB
5	MARTÍN Diana	ESP	1 APR 1981	6	9:52.63 Q
6	KOWALSKA Katarzyna	POL	7 APR 1985	11	9:52.66 q
7	LEHTINEN Johanna	FIN	21 FEB 1979	9	9:53.86 q
8	ROFFINO Valeria	ITA	9 APR 1990	1	10:07.58
9	SUSSMANN Jana	GER	12 OCT 1990	10	10:07.99
10	SOKOLENKO Yekaterina	RUS	13 SEP 1992	4	10:08.76
11	LEUTERT Astrid	SUI	12 SEP 1987	2	10:15.29
Intermediate times:					
	1000m	3:19.50	MÖLDNER-SCHMIDT Antje (GER)		
	2000m	6:38.09	JELIZAROVA Polina (LAT)		

Qualified: First 5 in each heat (Q) and 5 best performers (q) advance to the Final

Weather conditions at the beginning of the 1st heat					
Temperature:	12 °C	Humidity:	70 %	Conditions:	Cloudy

Legend					
DNF	Did not Finish	Q	Qualified by place	q	qualified by time
		SB	Season Best		

INTERNET Service: www.european-athletics.org

Timing, Measurement & Data Service by  OMEGA

printed at FRI 15 AUG 2014 11:36

Page 1 of 1

Results
3000m Steeplechase Women
Round 1

15 AUG 2014

EUROPEAN RECORD	8:58.81	GALKINA Gulnara	RUS	Beijing (CHN)	17 AUG 2008
CHAMPIONSHIP RECORD	9:17.57	ZARIPOVA Yuliya	RUS	Barcelona (ESP)	30 JUL 2010


Rank	Name	Nat	Date of Birth	Heat	Order	Position	Time	
1	KUDZELICH Sviatlana	BLR	7 MAY 1987	1	1	1	9:46.89	Q
2	VLASOVA Natalya	RUS	19 JUL 1988	1	9	2	9:47.31	Q
3	KRAUSE Gesa-Felicitas	GER	3 AUG 1992	1	4	3	9:47.36	Q
4	ERIKSSON Sandra	FIN	4 JUN 1989	1	8	4	9:50.00	Q
5	SCHLUMPF Fabienne	SUI	17 NOV 1990	1	2	5	9:51.45	Q
6	MIŠMAŠ Maruša	SLO	24 OCT 1994	1	3	6	9:51.51	q
7	DANEKOVA Silvia	BUL	7 FEB 1983	2	5	1	9:51.67	Q
8	MÖLDNER-SCHMIDT Antje	GER	13 JUN 1984	2	8	2	9:52.02	Q
9	FOUGBERG Charlotta	SWE	19 JUN 1985	2	7	3	9:52.04	Q
10	JELIZAROVA Polina	LAT	1 MAY 1989	2	3	4	9:52.58	Q SB
11	MARTÍN Diana	ESP	1 APR 1981	2	6	5	9:52.63	Q
12	KOWALSKA Katarzyna	POL	7 APR 1985	2	11	6	9:52.66	q
13	LEHTINEN Johanna	FIN	21 FEB 1979	2	9	7	9:53.86	q
14	KAYA Özlem	TUR	20 APR 1990	1	10	7	9:56.49	q
15	CASANDRA Cristina	ROU	21 OCT 1977	1	7	8	10:00.48	q
16	PATJUK Jekaterina	EST	6 APR 1983	1	11	9	10:03.60	
17	ROFFINO Valeria	ITA	9 APR 1990	2	1	8	10:07.58	
18	SUSSMANN Jana	GER	12 OCT 1990	2	10	9	10:07.99	
19	SOKOLENKO Yekaterina	RUS	13 SEP 1992	2	4	10	10:08.76	
20	LEUTERT Astrid	SUI	12 SEP 1987	2	2	11	10:15.29	
21	LØVNES Ingeborg	NOR	5 SEP 1992	1	6	10	10:18.11	
	URBINA Teresa	ESP	20 MAR 1985	1	5			DNF

Qualified: First 5 in each heat (Q) and 5 best performers (q) advance to the Final

Note:
These athletes are sorted on performance.

Legend
DNF Did not Finish Q Qualified by place q qualified by time SB Season Best

INTERNET Service: www.european-athletics.org

Timing, Measurement & Data Service by  OMEGA

printed at FRI 15 AUG 2014 11:34

Page 1 of 1

Results
3000m Steeplechase Women

Start Time: 16:08

Final

17 AUG 2014

EUROPEAN RECORD	8:58.81	GALKINA Gulnara	RUS	Beijing (CHN)	17 AUG 2008
CHAMPIONSHIP RECORD	9:17.57	ZARIPOVA Yuliya	RUS	Barcelona (ESP)	30 JUL 2010


Rank	Name	Nat	Date of Birth	Order	Result
1	MÖLDNER-SCHMIDT Antje	GER	13 JUN 1984	12	9:29.43 SB
2	FOUGBERG Charlotta	SWE	19 JUN 1985	11	9:30.16
3	MARTÍN Diana	ESP	1 APR 1981	2	9:30.70 PB
4	KUDZELICH Sviatlana	BLR	7 MAY 1987	15	9:30.99 PB
5	KRAUSE Gesa-Felicitas	GER	3 AUG 1992	8	9:35.46 SB
6	VLASOVA Natalya	RUS	19 JUL 1988	7	9:36.99
7	KOWALSKA Katarzyna	POL	7 APR 1985	3	9:43.09
8	DANEKOVA Silvia	BUL	7 FEB 1983	13	9:44.81
9	ERIKSSON Sandra	FIN	4 JUN 1989	4	9:47.95
10	MIŠMAŠ Maruša	SLO	24 OCT 1994	10	9:54.75
11	LEHTINEN Johanna	FIN	21 FEB 1979	9	9:54.90
12	CASANDRA Cristina	ROU	21 OCT 1977	1	9:55.42
13	SCHLUMPF Fabienne	SUI	17 NOV 1990	6	9:55.92
14	KAYA Özlem	TUR	20 APR 1990	14	10:06.68
	JELIZAROVA Polina	LAT	1 MAY 1989	5	DNF

Intermediate times:	1000m	3:09.85	KUDZELICH Sviatlana (BLR)
	2000m	6:24.33	MÖLDNER-SCHMIDT Antje (GER)

Weather conditions			
Temperature:	20 °C	Humidity:	62 %
Conditions:	Sunny		

Legend			
DNF	Did not Finish	PB	Personal Best
SB	Season Best		

INTERNET Service: www.european-athletics.org

Timing, Measurement & Data Service by  OMEGA

printed at SUN 17 AUG 2014 16:26

Page 1 of 1

Results
Long Jump Women
Qualification

EUROPEAN RECORD	7.52m	CISTJAKOVÁ Galina	URS	Leningrad (RUS)	11 JUN 1988
CHAMPIONSHIP RECORD	7.30m	DRECHSLER Heike	GDR	Split (CRO)	28 AUG 1990

Group A Start Time: 20:07

Rank	Name	Nat	Date of Birth	SB	1	2	3	Result	Wind
1	MIHAMBO Malaika	GER	3 FEB 1994	6.90	6.36 +0.3	6.29 -0.5	6.70 -0.2	6.70	-0.2 Q
2	ŠPANOVIĆ Ivana	SRB	10 MAY 1990	6.88	6.66 +0.2			6.66	+0.2 Q
3	ROTARU Alina	ROU	5 JUN 1993	6.74	6.54 +0.5	6.49 +0.4	6.65 -0.2	6.65	-0.2 Q
4	BAUSCHKE Melanie	GER	14 JUL 1988	6.72	6.53 0.0	6.47 -0.5	6.56 +0.1	6.56	+0.1 q
5	KLYASHTORNAYA Anna	RUS	3 FEB 1986	6.93	6.53 +0.2	6.41 -0.4	x -0.6	6.53	+0.2 q
6	JARDER Erica	SWE	2 APR 1986	6.67	6.46 +0.4	6.52 +0.5	-	6.52	+0.5 q
7	PUSTERLA Irène	SUI	21 JUN 1988	6.60	x -1.1	6.39 0.0	x -1.4	6.39	0.0
8	SIGURDARDÓTTIR Hafdis	ISL	12 FEB 1987	6.41	5.84 -0.3	5.89 -0.2	6.27 0.0	6.27	0.0
9	VELDÁKOVÁ Jana	SVK	3 JUN 1981	6.50	6.24 -1.1	6.21 -0.2	x -1.4	6.24	-1.1
10	ZUBKOVSKA Oksana	UKR	15 JUL 1981	6.61	6.19 +0.4	x -0.2	6.22 -0.6	6.22	-0.6
11	ITOYA Juliet	ESP	17 AUG 1986	6.64	6.20 -0.6	6.12 0.0	x -0.5	6.20	-0.6
12	SCHMELCZ Fanni	HUN	19 APR 1992	6.56	5.80 -0.9	x -0.1	5.90 -0.9	5.90	-0.9
13	GOGOLADZE Maiko	GEO	9 SEP 1991	6.56	x +0.8	5.50 +0.6	5.73 +0.2	5.73	+0.2
	GRIVA Mara	LAT	4 AUG 1989	6.30	x -0.5	r		NM	


Weather conditions

Temperature: 20 °C Humidity: 53 % Conditions: Cloudy

Group B Start Time: 20:07

Rank	Name	Nat	Date of Birth	SB	1	2	3	Result	Wind
1	LESUEUR Éloyse	FRA	15 JUL 1988	6.92	x -0.1	6.72 -0.6		6.72	-0.6 Q
2	KLISHINA Darya	RUS	15 JAN 1991	6.90	6.66 -0.8			6.66	-0.8 Q
3	GRABUSTE Aiga	LAT	24 MAR 1988	6.69	6.51 +0.7	6.46 -0.1	6.65 -0.8	6.65	-0.8 Q
4	SUDAREVA Volha	BLR	22 FEB 1984	6.67	6.53 -0.2	6.36 -0.8	6.23 +0.1	6.53	-0.2 q

INTERNET Service: www.european-athletics.org

Timing, Measurement & Data Service by  OMEGA

printed at TUE 12 AUG 2014 20:59

Page 1 of 2

Results
Long Jump Women
Qualification

Rank	Name	Nat	Date of Birth	SB	1	2	3	Result	Wind
5	MOGUENARA Sosthene Taroum	GER	17 OCT 1989	6.82	6.36 +1.0	6.39 -0.8	6.50 0.0	6.50 0.0	q
6	DJORDJEVIC Nina	SLO	15 MAY 1988	6.58	6.11 0.0	6.44 +0.1	6.29 -1.2	6.44 +0.1	q
7	JOVER Maria Del Mar	ESP	21 APR 1988	6.78	6.36 -0.1	x -0.4	x -0.4	6.36 -0.1	
8	TVERDOHLIB Marharyta	UKR	2 JUN 1991	6.55	6.31 +0.2	6.13 -0.6	6.16 -0.9	6.31 +0.2	
9	DEIAC Cornelia	ROU	20 MAR 1988	6.60	5.98 -0.3	6.23 0.0	x -1.1	6.23 0.0	
10	VICENZINO Tania	ITA	1 APR 1986	6.65	6.17 -0.6	x +0.2	6.22 -0.6	6.22 -0.6	
11	CAMILLERI Rebecca	MLT	6 JUL 1985	6.41	6.10 -0.6	6.17 -0.6	6.08 +0.2	6.17 -0.6	
12	GRIVA Lauma	LAT	27 OCT 1984	6.53	6.14 +0.5	x +0.2	x -0.4	6.14 +0.5	
13	PANAGI Nektaria	CYP	20 MAR 1990	6.36	5.99 +0.2	5.98 +0.3	6.12 -0.8	6.12 -0.8	
14	KOLOKITHÁ Efthimía	GRE	9 JUL 1987	6.61	x -0.5	5.93 -0.3	6.00 -1.4	6.00 -1.4	

Weather conditions

Temperature: 20 °C Humidity: 53 % Conditions: Cloudy

Qualified: qualifying perf. 6.65 (Q) or 12 best performers (q) to the advance to the Final

Results Summary
Long Jump Women
Qualification

12 AUG 2014


EUROPEAN RECORD	7.52m	CISTJAKOVÁ Galina	URS	Leningrad (RUS)	11 JUN 1988
CHAMPIONSHIP RECORD	7.30m	DRECHSLER Heike	GDR	Split (CRO)	28 AUG 1990

Rank	Name	Nat	Date of Birth	Group	Position	Wind	Result
1	LESUEUR Éloyse	FRA	15 JUL 1988	B	1	-0.6	6.72 Q
2	MIHAMBO Malaika	GER	3 FEB 1994	A	1	-0.2	6.70 Q
3	KLISHINA Darya	RUS	15 JAN 1991	B	2	-0.8	6.66 Q
3	ŠPANOVIĆ Ivana	SRB	10 MAY 1990	A	2	+0.2	6.66 Q
5	ROTARU Alina	ROU	5 JUN 1993	A	3	-0.2	6.65 Q
6	GRABUSTE Aiga	LAT	24 MAR 1988	B	3	-0.8	6.65 Q
7	BAUSCHKE Melanie	GER	14 JUL 1988	A	4	+0.1	6.56 q
8	KLYASHTORNAYA Anna	RUS	3 FEB 1986	A	5	+0.2	6.53 q
9	SUDAREVA Volha	BLR	22 FEB 1984	B	4	-0.2	6.53 q
10	JARDER Erica	SWE	2 APR 1986	A	6	+0.5	6.52 q
11	MOGUENARA Sosthene Taroum	GER	17 OCT 1989	B	5	0.0	6.50 q
12	DJORDJEVIC Nina	SLO	15 MAY 1988	B	6	+0.1	6.44 q
13	PUSTERLA Irène	SUI	21 JUN 1988	A	7	0.0	6.39
14	JOVER María Del Mar	ESP	21 APR 1988	B	7	-0.1	6.36
15	TVERDOHLIB Marharyta	UKR	2 JUN 1991	B	8	+0.2	6.31
16	SIGURDARDÓTTIR Hafdís	ISL	12 FEB 1987	A	8	0.0	6.27
17	VELDÁKOVÁ Jana	SVK	3 JUN 1981	A	9	-1.1	6.24
18	DEIAC Cornelia	ROU	20 MAR 1988	B	9	0.0	6.23
19	ZUBKOVSKA Oksana	UKR	15 JUL 1981	A	10	-0.6	6.22
20	VICENZINO Tania	ITA	1 APR 1986	B	10	-0.6	6.22
21	ITOYA Juliet	ESP	17 AUG 1986	A	11	-0.6	6.20
22	CAMILLERI Rebecca	MLT	6 JUL 1985	B	11	-0.6	6.17
23	GRIVA Lauma	LAT	27 OCT 1984	B	12	+0.5	6.14
24	PANAGI Nektaria	CYP	20 MAR 1990	B	13	-0.8	6.12
25	KOLOKITHÁ Efthimía	GRE	9 JUL 1987	B	14	-1.4	6.00
26	SCHMELCZ Fanni	HUN	19 APR 1992	A	12	-0.9	5.90
27	GOGOLADZE Maiko	GEO	9 SEP 1991	A	13	+0.2	5.73
	GRIVA Mara	LAT	4 AUG 1989	A			NM

Qualified: qualifying perf. 6.65 (Q) or 12 best performers (q) to the advance to the Final

Legend		
NM No Mark	Q Qualified by right	q qualified by result

INTERNET Service: www.european-athletics.org

Timing, Measurement & Data Service by  OMEGA

printed at TUE 12 AUG 2014 20:58

Page 1 of 1

Results
Long Jump Women

Final

Start Time: 20:30

13 AUG 2014

EUROPEAN RECORD	7.52m	CISTJAKOVÁ Galina	URS	Leningrad (RUS)	11 JUN 1988
CHAMPIONSHIP RECORD	7.30m	DRECHSLER Heike	GDR	Split (CRO)	28 AUG 1990

Rank	Name	Nat	Date of Birth	1	2	3	4	5	6	Result	Wind
1	LESUEUR Éloyse	FRA	15 JUL 1988	6.65 -3.9	x -3.0	x +0.8	6.85 -0.3	x -1.4	x -0.4	6.85	-0.3
2	ŠPANOVIĆ Ivana	SRB	10 MAY 1990	6.81 -1.6	6.36 -1.7	6.53 -1.8	6.75 -1.1	6.80 -0.4	6.65 -1.7	6.81	-1.6
3	KLISHINA Darya	RUS	15 JAN 1991	6.38 -0.7	6.41 -1.3	x +0.1	6.53 -0.3	6.42 -0.4	6.65 -0.1	6.65	-0.1
4	MIHAMBO Malaika	GER	3 FEB 1994	5.70 -1.1	6.45 -1.3	x -0.4	6.22 -0.5	6.65 +0.1	6.51 -1.8	6.65	+0.1
5	GRABUSTE Aiga	LAT	24 MAR 1988	6.35 -0.4	x -1.3	6.52 -0.2	x -1.0	6.57 -0.2	6.56 -0.6	6.57	-0.2
6	BAUSCHKE Melanie	GER	14 JUL 1988	6.55 +0.1	6.37 -0.7	x -1.6	x 0.0	6.44 -0.7	6.50 -0.9	6.55	+0.1
7	ROTARU Alina	ROU	5 JUN 1993	x -0.5	6.46 -0.6	6.55 -0.5	6.45 +0.3	6.33 -2.2	6.40 -1.3	6.55	-0.5
8	JARDER Erica	SWE	2 APR 1986	x -0.7	6.39 -2.3	6.26 +1.0	6.33 -0.5	x +0.4	x +0.1	6.39	-2.3
9	MOGUENARA Sosthene Taroum	GER	17 OCT 1989	6.38 -2.1	x -2.7	6.33 -0.7				6.38	-2.1
10	KLYASHTORNAYA Anna	RUS	3 FEB 1986	x -2.5	6.31 -0.3	6.09 -2.2				6.31	-0.3
11	SUDAREVA Volha	BLR	22 FEB 1984	6.25 -1.4	x -0.3	6.29 0.0				6.29	0.0
12	DJORDJEVIC Nina	SLO	15 MAY 1988	x +0.9	6.19 -1.4	6.14 -0.8				6.19	-1.4


Weather conditions

Temperature: 14 °C Humidity: 69 % Conditions: Cloudy

Legend

- Pass x Failure

INTERNET Service: www.european-athletics.org

Timing, Measurement & Data Service by  OMEGA

printed at WED 13 AUG 2014 22:30

Page 1 of 1

Results
Triple Jump Women
Qualification

EUROPEAN RECORD	15.50m	KRAVETS Inessa	UKR	Göteborg (SWE)	10 AUG 1995
CHAMPIONSHIP RECORD	15.15m	LEBEDEVA Tatyana	RUS	Göteborg (SWE)	9 AUG 2006

Group A Start Time: 19:00


Rank	Name	Nat	Date of Birth	SB	1	2	3	Result	Wind
1	SALADUKHA OIha	UKR	4 JUN 1983	14.42	14.42 +0.2			14.42 +0.2	Q SB
2	NDOUMBE Ruth	ESP	1 JAN 1987	14.15	13.64 +0.6	13.86 +0.3	14.01 +0.5	14.01 +0.5	q
3	VELDÁKOVÁ Dana	SVK	3 JUN 1981	13.91	13.86 -1.3	13.49 -2.0	x -0.3	13.86 -1.3	q
4	ELBE Jenny	GER	18 APR 1990	14.20	13.83 -1.2	x -1.3	-	13.83 -1.2	q
5	MURTAZINA Alsu	RUS	12 DEC 1987	14.50	13.35 -4.8	x -1.3	13.76 -2.5	13.76 -2.5	q
6	MAMONA Patrícia	POR	21 NOV 1988	14.36	x -2.4	13.54 +0.2	13.62 +0.8	13.62 +0.8	
7	BUJIN Cristina	ROU	12 APR 1988	14.11	13.61 -0.8	x +0.2	13.61 -1.4	13.61 -0.8	
8	DZINDZALETAITE Dovile	LTU	14 JUL 1993	13.96	11.98 -2.0	13.12 -1.3	13.44 -0.7	13.44 -0.7	
9	DEMUT Katja	GER	21 DEC 1983	14.24	13.27 +0.1	11.73 -1.8	13.39 -0.7	13.39 -0.7	
10	BĀNOVA Andriana	BUL	1 MAY 1987	14.32	13.35 0.0	13.36 -1.7	13.25 -0.7	13.36 -1.7	
11	DERKACH Daria	ITA	27 MAR 1993	13.56	12.52 -1.1	13.06 -1.6	12.98 -0.3	13.06 -1.6	
12	SINMEZ SERBEST Sevim	TUR	20 APR 1987	13.19	12.38 -2.3	x -0.1	x -2.5	12.38 -2.3	

Weather conditions	Temperature: 15 °C	Humidity: 89 %	Conditions: Cloudy
--------------------	--------------------	----------------	--------------------

Group B Start Time: 19:00

Rank	Name	Nat	Date of Birth	SB	1	2	3	Result	Wind
1	KONEVA Yekaterina	RUS	25 SEP 1988	14.89	13.62 -0.2	14.21 -0.1		14.21 -0.1	Q
2	GUMENYUK Irina	RUS	6 JAN 1988	14.35	x +0.8	14.18 -2.4	-	14.18 -2.4	q
3	GIERISCH Kristin	GER	20 AUG 1990	14.31	x +0.3	13.91 -0.7	13.85 -1.4	13.91 -0.7	q
4	VUKMIROVIC Snežana	SLO	19 AUG 1982	13.90	13.25 -2.7	13.78 +0.6	13.33 +2.3	13.78 +0.6	q
5	COSTA Susana	POR	22 SEP 1984	14.11	x -1.4	13.53 +0.4	13.76 +0.8	13.76 +0.8	q
6	PETROVA Gabriela	BUL	29 JUN 1992		13.54 -1.2	13.72 -0.8	13.69 +0.9	13.72 -0.8	q

INTERNET Service: www.european-athletics.org

Timing, Measurement & Data Service by  OMEGA

printed at WED 13 AUG 2014 20:01

Page 1 of 2

Results
Triple Jump Women
Qualification


Rank	Name	Nat	Date of Birth	SB	1	2	3	Result Wind
7	SANDU Cristina	ROU	4 MAR 1990	13.99	13.67 -0.4	13.64 -0.9	13.22 -1.1	13.67 -0.4 ^q
8	JAGACIAK Anna	POL	10 FEB 1990	14.20	x -0.8	13.59 -1.9	13.55 +0.5	13.59 -1.9
9	SARRAPIO Patricia	ESP	16 NOV 1982	13.96	x 0.0	13.08 -1.6	13.41 +2.8	13.41 +2.8
10	VIATKINA Natallia	BLR	10 FEB 1987	14.35	x +2.9	12.86 -0.6	13.13 +1.6	13.13 +1.6
	KNYAZYEVA Hanna	ISR	25 SEP 1989	14.29				DNS

Weather conditions			
Temperature:	15 °C	Humidity:	89 %
Conditions:	Cloudy		

Qualified: qualifying perf. 14.20 (Q) or 12 best performers (q) to the advance to the Final

Legend	
SB	Season Best

INTERNET Service: www.european-athletics.org

Timing, Measurement & Data Service by  OMEGA

printed at WED 13 AUG 2014 20:01

Page 2 of 2

Results Summary
Triple Jump Women
Qualification

13 AUG 2014


EUROPEAN RECORD	15.50m	KRAVETS Inessa	UKR	Göteborg (SWE)	10 AUG 1995
CHAMPIONSHIP RECORD	15.15m	LEBEDEVA Tatyana	RUS	Göteborg (SWE)	9 AUG 2006

Rank	Name	Nat	Date of Birth	Group	Position	Wind	Result	
1	SALADUKHA OIha	UKR	4 JUN 1983	A	1	+0.2	14.42	Q SB
2	KONEVA Yekaterina	RUS	25 SEP 1988	B	1	-0.1	14.21	Q
3	GUMENYUK Irina	RUS	6 JAN 1988	B	2	-2.4	14.18	q
4	NDOUMBE Ruth	ESP	1 JAN 1987	A	2	+0.5	14.01	q
5	GIERISCH Kristin	GER	20 AUG 1990	B	3	-0.7	13.91	q
6	VELDÁKOVÁ Dana	SVK	3 JUN 1981	A	3	-1.3	13.86	q
7	ELBE Jenny	GER	18 APR 1990	A	4	-1.2	13.83	q
8	VUKMIROVIC Snežana	SLO	19 AUG 1982	B	4	+0.6	13.78	q
9	COSTA Susana	POR	22 SEP 1984	B	5	+0.8	13.76	q
10	MURTAZINA Alsu	RUS	12 DEC 1987	A	5	-2.5	13.76	q
11	PETROVA Gabriela	BUL	29 JUN 1992	B	6	-0.8	13.72	q
12	SANDU Cristina	ROU	4 MAR 1990	B	7	-0.4	13.67	q
13	MAMONA Patrícia	POR	21 NOV 1988	A	6	+0.8	13.62	
14	BUJIN Cristina	ROU	12 APR 1988	A	7	-1.4	13.61	
15	JAGACIAK Anna	POL	10 FEB 1990	B	8	-1.9	13.59	
16	DZINDZALETAITE Dovile	LTU	14 JUL 1993	A	8	-0.7	13.44	
17	SARRAPIO Patricia	ESP	16 NOV 1982	B	9	+2.8	13.41	
18	DEMUT Katja	GER	21 DEC 1983	A	9	-0.7	13.39	
19	BÂNOVA Andriana	BUL	1 MAY 1987	A	10	-1.7	13.36	
20	VIATKINA Natallia	BLR	10 FEB 1987	B	10	+1.6	13.13	
21	DERKACH Daria	ITA	27 MAR 1993	A	11	-1.6	13.06	
22	SINMEZ SERBEST Sevim	TUR	20 APR 1987	A	12	-2.3	12.38	
	KNYAZYEVA Hanna	ISR	25 SEP 1989	B				DNS

Qualified: qualifying perf. 14.20 (Q) or 12 best performers (q) to the advance to the Final

Legend					
DNS	Did not Start	Q	Qualified by right	q	qualified by result
				SB	Season Best

INTERNET Service: www.european-athletics.org

Timing, Measurement & Data Service by  OMEGA

printed at WED 13 AUG 2014 20:00

Page 1 of 1

Results
Triple Jump Women
Final

Start Time: 16:40

16 AUG 2014

EUROPEAN RECORD	15.50m	KRAVETS Inessa	UKR	Göteborg (SWE)	10 AUG 1995
CHAMPIONSHIP RECORD	15.15m	LEBEDEVA Tatyana	RUS	Göteborg (SWE)	9 AUG 2006

Rank	Name	Nat	Date of Birth	1	2	3	4	5	6	Result	Wind
1	SALADUKHA Olha	UKR	4 JUN 1983	14.12 +0.1	14.73 -0.4	14.68 -0.4	x -1.6	14.59 +0.4	14.63 0.0	14.73 SB	-0.4
2	KONEVA Yekaterina	RUS	25 SEP 1988	14.40 -0.2	14.69 +1.1	14.01 0.0	14.16 -0.2	14.54 +0.3	14.31 +0.1	14.69	+1.1
3	GUMENYUK Irina	RUS	6 JAN 1988	14.30 -0.9	x -1.3	x +0.5	14.00 -0.8	14.46 -0.2	x +0.2	14.46 SB	-0.2
4	NDOUMBE Ruth	ESP	1 JAN 1987	14.11 -0.5	13.94 +0.5	13.90 0.0	13.69 +0.6	14.14 -0.7	x -0.8	14.14	-0.7
5	PETROVA Gabriela	BUL	29 JUN 1992	14.13 +0.1	x -0.6	-	x 0.0	-	-	14.13 PB	+0.1
6	VELDÁKOVÁ Dana	SVK	3 JUN 1981	x -0.9	13.87 -0.2	x -0.7	13.67 +0.5	x -0.4	x +0.6	13.87	-0.2
7	VUKMIROVIC Snežana	SLO	19 AUG 1982	13.77 -0.7	x -0.2	13.74 +0.3	13.51 -0.4	13.82 +0.1	13.40 -0.1	13.82	+0.1
8	COSTA Susana	POR	22 SEP 1984	x +0.5	13.72 -0.4	13.77 +1.0	13.78 -1.0	x +0.3	13.40 -1.0	13.78	-1.0
9	GIERISCH Kristin	GER	20 AUG 1990	13.76 -1.0	13.67 -0.7	13.58 -0.4				13.76	-1.0
10	MURTAZINA Alsu	RUS	12 DEC 1987	13.59 -1.2	12.37 -0.8	13.76 -0.7				13.76	-0.7
11	ELBE Jenny	GER	18 APR 1990	13.68 -1.0	x +0.6	x -1.7				13.68	-1.0
12	SANDU Cristina	ROU	4 MAR 1990	13.24 -0.6	13.41 -0.5	13.58 -0.4				13.58	-0.4


Weather conditions

Temperature: 19 °C Humidity: 74 % Conditions: Partly cloudy

Legend

- Pass PB Personal Best SB Season Best x Failure

INTERNET Service: www.european-athletics.org

Timing, Measurement & Data Service by  OMEGA

Results
Pole Vault Women
Qualification

EUROPEAN RECORD	5.06m	ISINBAYEVA Yelena	RUS	Zürich (SUI)	28 AUG 2009
CHAMPIONSHIP RECORD	4.80m	ISINBAYEVA Yelena	RUS	Göteborg (SWE)	12 AUG 2006


Group A Start Time: 10:30

Rank	Name	Nat	Date of Birth	SB	4.00	4.15	4.25	4.35	4.45	Result
1	HINGST Carolin	GER	18 SEP 1980	4.50	-	o	o	o	o	4.45 q
1	SVOBODOVA Jirina	CZE	20 MAY 1986	4.60	-	-	-	o	o	4.45 q
3	BENGTSSON Angelica	SWE	8 JUL 1993	4.50	-	o	xo	xo	o	4.45 q
4	STEFANIDI Ekaterini	GRE	4 FEB 1990	4.71	-	-	-	o	xo	4.45 q
5	SIDOROVA Anzhelika	RUS	28 JUN 1991	4.70	-	-	-	xo	xo	4.45 q
6	LOTOUT Marion	FRA	19 NOV 1989	4.50	-	xxo	xo	xo	xo	4.45 q
7	AGIRRE Naroa	ESP	15 MAY 1979	4.51	o	o	xo	xxo	xxx	4.35
8	BOSLAK Vanessa	FRA	11 JUN 1982	4.55	-	-	o	xxx		4.25
8	BÜCHLER Nicole	SUI	17 DEC 1983	4.55	-	-	o	xxx		4.25
8	MALAVISI Sonia	ITA	31 OCT 1994	4.35	-	o	o	xxx		4.25
11	PEREIRA Catia	POR	1 JAN 1989	4.35	xo	xxx				4.00
11	TAVARES Maria Leonor	POR	24 SEP 1985	4.35	xo	xxx				4.00
	SHELEKH Ganna	UKR	14 JUL 1993	4.50	-	r				NM
	ŠILHANOVA Rebeka	CZE	22 MAR 1995	4.35	xxx					NM

Group B Start Time: 10:30

Rank	Name	Nat	Date of Birth	SB	4.00	4.15	4.25	4.35	4.45	Result
1	NIKKANEN Minna	FIN	9 APR 1988	4.51	-	o	o	xo	o	4.45 q
1	ZHUK-KRASNOVA Angelina	RUS	7 FEB 1991	4.65	-	-	-	xo	o	4.45 q
3	RYZIH Lisa	GER	27 SEP 1988	4.71	-	-	-	o	xo	4.45 q
4	GRÜNBERG Kira	AUT	13 AUG 1993	4.45	-	o	o	xo	xo	4.45 q NR
5	LUTKOVSKAYA Alayna	RUS	15 MAR 1996	4.50	-	-	o	xxo	xo	4.45 q
5	ŠUTEJ Tina	SLO	7 NOV 1988	4.50	-	o	xo	xo	xo	4.45 q
7	KIRIAKOPOULOU Nikolía	GRE	21 MAR 1986	4.63	-	-	-	o	xxo	4.45 q

INTERNET Service: www.european-athletics.org

Timing, Measurement & Data Service by  OMEGA

printed at TUE 12 AUG 2014 12:54

Page 1 of 2


Results
Pole Vault Women
Qualification

Rank	Name	Nat	Date of Birth	SB	4.00	4.15	4.25	4.35	4.45	Result
8	FIACK Marion	FRA	13 OCT 1992	4.55	o	o	o	xo	xxx	4.35
9	SCHMID Anna Katharina	SUI	2 DEC 1989	4.35	-	xo	o	xo	xxx	4.35 SB
10	BAUER Katharina	GER	12 JUN 1990	4.55	-	-	o	xxx		4.25
10	MALÁCOVÁ Romana	CZE	15 MAY 1987	4.50	-	o	o	xxx		4.25
12	BRUNI Roberta	ITA	8 MAR 1994	4.45	-	xo	o	xxx		4.25
13	HOLM Caroline Bonde	DEN	19 JUL 1990	4.35	-	xo	xxo	xxx		4.25
14	ONOFRE Marta	POR	28 JAN 1991	4.35	xo	o	xxx			4.15
15	HAARKLAU Katrine	NOR	21 FEB 1991	4.20	xxo	xxx				4.00

Qualified: qualifying perf. 4.50 (Q) or 12 best performers (q) to the advance to the Final

Legend
NR National Record SB Season Best

INTERNET Service: www.european-athletics.org

Timing, Measurement & Data Service by  OMEGA

printed at TUE 12 AUG 2014 12:54

Page 2 of 2

Results Summary
Pole Vault Women
Qualification

12 AUG 2014


EUROPEAN RECORD	5.06m	ISINBAYEVA Yelena	RUS	Zürich (SUI)	28 AUG 2009
CHAMPIONSHIP RECORD	4.80m	ISINBAYEVA Yelena	RUS	Göteborg (SWE)	12 AUG 2006

Rank	Name	Nat	Date of Birth	Group	Position	Result	
1	HINGST Carolin	GER	18 SEP 1980	A	=1	4.45	q
1	SVOBODOVA Jirina	CZE	20 MAY 1986	A	=1	4.45	q
3	NIKKANEN Minna	FIN	9 APR 1988	B	=1	4.45	q
3	ZHUK-KRASNOVA Angelina	RUS	7 FEB 1991	B	=1	4.45	q
5	BENGTSSON Angelica	SWE	8 JUL 1993	A	3	4.45	q
6	RYZIH Lisa	GER	27 SEP 1988	B	3	4.45	q
6	STEFANÍDI Ekateríni	GRE	4 FEB 1990	A	4	4.45	q
8	GRÜNBERG Kira	AUT	13 AUG 1993	B	4	4.45	q NR
8	SIDOROVA Anzhelika	RUS	28 JUN 1991	A	5	4.45	q
10	LUTKOVSKAYA Alayna	RUS	15 MAR 1996	B	=5	4.45	q
10	ŠUTEJ Tina	SLO	7 NOV 1988	B	=5	4.45	q
12	LOTOUT Marion	FRA	19 NOV 1989	A	6	4.45	q
13	KIRIAKOPOÚLOU Nikolía	GRE	21 MAR 1986	B	7	4.45	q
14	FIACK Marion	FRA	13 OCT 1992	B	8	4.35	
15	SCHMID Anna Katharina	SUI	2 DEC 1989	B	9	4.35	SB
16	AGIRRE Naroa	ESP	15 MAY 1979	A	7	4.35	
17	BAUER Katharina	GER	12 JUN 1990	B	=10	4.25	
17	BOSLAK Vanessa	FRA	11 JUN 1982	A	=8	4.25	
17	BÜCHLER Nicole	SUI	17 DEC 1983	A	=8	4.25	
17	MALÁCOVÁ Romana	CZE	15 MAY 1987	B	=10	4.25	
17	MALAVISI Sonia	ITA	31 OCT 1994	A	=8	4.25	
22	BRUNI Roberta	ITA	8 MAR 1994	B	12	4.25	
23	HOLM Caroline Bonde	DEN	19 JUL 1990	B	13	4.25	
24	ONOFRE Marta	POR	28 JAN 1991	B	14	4.15	
25	PEREIRA Catia	POR	1 JAN 1989	A	=11	4.00	
25	TAVARES Maria Leonor	POR	24 SEP 1985	A	=11	4.00	
27	HAARKLAU Katrine	NOR	21 FEB 1991	B	15	4.00	
	SHELEKH Ganna	UKR	14 JUL 1993	A		NM	
	ŠILHANOVÁ Rebeka	CZE	22 MAR 1995	A		NM	

Qualified: qualifying perf. 4.50 (Q) or 12 best performers (q) to the advance to the Final

Legend						
NM	No Mark	NR	National Record	q	qualified by result	SB Season Best

INTERNET Service: www.european-athletics.org

Timing, Measurement & Data Service by  OMEGA

printed at TUE 12 AUG 2014 12:56

Page 1 of 1

Results
Pole Vault Women

Start Time: 19:19

Final

14 AUG 2014


EUROPEAN RECORD	5.06m	ISINBAYEVA Yelena	RUS	Zürich (SUI)	28 AUG 2009
CHAMPIONSHIP RECORD	4.80m	ISINBAYEVA Yelena	RUS	Göteborg (SWE)	12 AUG 2006

Rank	Name	Nat	Date of Birth	4.35	4.45	4.55	4.60	4.65	4.70	Result
1	SIDOROVA Anzhelika	RUS	28 JUN 1991	xo	o	o	-	xxo	r	4.65
2	STEFANÍDI Ekateríni	GRE	4 FEB 1990	-	o	xo	xo	xxx		4.60
3	ZHUK-KRASNOVA Angelina	RUS	7 FEB 1991	-	xo	o	xxo	xxx		4.60
4	RYZIH Lisa	GER	27 SEP 1988	-	xxo	xo	xxo	xxx		4.60
5	BENGTSSON Angelica	SWE	8 JUL 1993	xxo	o	xxx				4.45
6	SVOBODOVA Jirina	CZE	20 MAY 1986	xo	xxo	xxx				4.45
7	KIRIAKOPOÚLOU Nikoía	GRE	21 MAR 1986	o	xxx					4.35
7	LUTKOVSKAYA Alayna	RUS	15 MAR 1996	o	-	xxx				4.35
7	NIKKANEN Minna	FIN	9 APR 1988	o	xxx					4.35
10	HINGST Carolin	GER	18 SEP 1980	xxo	xxx					4.35
10	ŠUTEJ Tina	SLO	7 NOV 1988	xxo	xxx					4.35
	GRÜNBERG Kira	AUT	13 AUG 1993	xxx						NM
	LOTOUT Marion	FRA	19 NOV 1989	xxx						NM

Weather conditions			
Temperature:	17 °C	Humidity:	65 %
Conditions:		Cloudy	

Legend			
-	Pass	NM	No Mark
o	Clearance	x	Failure

INTERNET Service: www.european-athletics.org

Timing, Measurement & Data Service by  OMEGA

printed at THU 14 AUG 2014 21:26

Page 1 of 1

Results
Hammer Throw Women
Qualification

EUROPEAN RECORD	79.42m	HEIDLER Betty	GER	Halle (GER)	21 MAY 2011
CHAMPIONSHIP RECORD	76.67m	LYSENKO Tatyana	RUS	Göteborg (SWE)	8 AUG 2006

Group A Start Time: 13:30

Rank	Name	Nat	Date of Birth	SB	1	2	3	Result
1	HRAŠNOVÁ Martina	SVK	21 MAR 1983	75.27	73.05			73.05 Q
2	FIODOROW Joanna	POL	4 MAR 1989	74.39	71.33			71.33 Q
3	TAVERNIER Alexandra	FRA	13 DEC 1993	70.91	70.91			70.91 Q PB
4	HEIDLER Betty	GER	14 OCT 1983	78.00	70.49			70.49 Q
5	PERIE Bianca	ROU	1 JUN 1990	71.93	67.82	67.42	x	67.82 q
6	MIANKOVA Aksana	BLR	28 MAR 1982	71.56	x	66.92	x	66.92
7	ANDERSSON Tracey	SWE	5 DEC 1984	70.51	65.72	x	x	65.72
8	ŠPILER Barbara	SLO	2 JAN 1992	69.08	x	52.29	64.48	64.48
9	NOVOZHYZLOVA Iryna	UKR	7 JAN 1986	73.65	63.78	x	x	63.78
10	GYURÁTZ Réka	HUN	31 MAY 1996	67.32	62.14	x	x	62.14
	CASTELLS Berta	ESP	24 JAN 1984	69.33	x	x	x	NM
	KRÁLOVÁ Tereza	CZE	22 OCT 1989	70.18	x	x	x	NM

Weather conditions			
Temperature:	15 °C	Humidity:	94 %
Conditions:	Rain		


Group B Start Time: 14:55

Rank	Name	Nat	Date of Birth	SB	1	2	3	Result
1	WLODARCZYK Anita	POL	8 AUG 1985	78.17	75.73			75.73 Q
2	BULGAKOVA Anna	RUS	17 JAN 1988	74.16	65.91	x	70.58	70.58 Q
3	ORBÁN Éva	HUN	29 NOV 1984	72.49	x	x	70.48	70.48 Q
4	KLAAS Kathrin	GER	6 FEB 1984	74.62	69.78			69.78 Q
5	PAESLER Carolin	GER	16 DEC 1990	70.76	68.47	67.95	67.88	68.47 q
6	ŠAFRÁNKOVÁ Katerina	CZE	8 JUN 1989	70.79	x	67.26	x	67.26 q
7	LOMNICKÁ Nikola	SVK	16 SEP 1988	71.58	x	x	67.18	67.18 q
8	FERTIG Fruzsina	HUN	2 SEP 1993	66.65	x	65.46	x	65.46
9	KORPELA Merja	FIN	15 MAY 1981	68.44	x	61.80	63.71	63.71
10	HITCHON Sophie	GBR	11 JUL 1991	71.53	62.93	x	x	62.93
11	STORM Ida	SWE	26 DEC 1991	69.13	60.82	x	x	60.82
12	OJALOO Kati	EST	31 JAN 1990	65.07	59.63	58.56	59.61	59.63
	NAVAHRODSKAYA Alena	BLR	11 MAY 1993	68.96	x	x	x	NM

Weather conditions			
Temperature:	15 °C	Humidity:	94 %
Conditions:	Rain		

Qualified: qualifying perf. 69.50 (Q) or 12 best performers (q) to the advance to the Final

INTERNET Service: www.european-athletics.org

Timing, Measurement & Data Service by  OMEGA

printed at WED 13 AUG 2014 15:47

Page 1 of 2

Results Summary
Hammer Throw Women
Qualification

13 AUG 2014


EUROPEAN RECORD	79.42m	HEIDLER Betty	GER	Halle (GER)	21 MAY 2011
CHAMPIONSHIP RECORD	76.67m	LYSENKO Tatyana	RUS	Göteborg (SWE)	8 AUG 2006

Rank	Name	Nat	Date of Birth	Group	Position	Result
1	WLODARCZYK Anita	POL	8 AUG 1985	B	1	75.73 Q
2	HRAŠNOVÁ Martina	SVK	21 MAR 1983	A	1	73.05 Q
3	FIODOROW Joanna	POL	4 MAR 1989	A	2	71.33 Q
4	TAVERNIER Alexandra	FRA	13 DEC 1993	A	3	70.91 Q PB
5	BULGAKOVA Anna	RUS	17 JAN 1988	B	2	70.58 Q
6	HEIDLER Betty	GER	14 OCT 1983	A	4	70.49 Q
7	ORBÁN Éva	HUN	29 NOV 1984	B	3	70.48 Q
8	KLAAS Kathrin	GER	6 FEB 1984	B	4	69.78 Q
9	PAESLER Carolin	GER	16 DEC 1990	B	5	68.47 q
10	PERIE Bianca	ROU	1 JUN 1990	A	5	67.82 q
11	ŠAFRÁNKOVÁ Katerina	CZE	8 JUN 1989	B	6	67.26 q
12	LOMNICKÁ Nikola	SVK	16 SEP 1988	B	7	67.18 q
13	MIANKOVA Aksana	BLR	28 MAR 1982	A	6	66.92
14	ANDERSSON Tracey	SWE	5 DEC 1984	A	7	65.72
15	FERTIG Fruzsina	HUN	2 SEP 1993	B	8	65.46
16	ŠPILER Barbara	SLO	2 JAN 1992	A	8	64.48
17	NOVOZHYZLOVA Iryna	UKR	7 JAN 1986	A	9	63.78
18	KORPELA Merja	FIN	15 MAY 1981	B	9	63.71
19	HITCHON Sophie	GBR	11 JUL 1991	B	10	62.93
20	GYURÁTZ Réka	HUN	31 MAY 1996	A	10	62.14
21	STORM Ida	SWE	26 DEC 1991	B	11	60.82
22	OJALOO Kati	EST	31 JAN 1990	B	12	59.63
	CASTELLS Berta	ESP	24 JAN 1984	A		NM
	KRÁLOVÁ Tereza	CZE	22 OCT 1989	A		NM
	NAVAHRODSKAYA Alena	BLR	11 MAY 1993	B		NM

Qualified: qualifying perf. 69.50 (Q) or 12 best performers (q) to the advance to the Final

Legend					
NM	No Mark	PB	Personal Best	Q	Qualified by right
				q	qualified by result

INTERNET Service: www.european-athletics.org

Timing, Measurement & Data Service by  OMEGA

printed at WED 13 AUG 2014 15:40

Page 1 of 1

Results
Hammer Throw Women

Start Time: 20:40

Final

15 AUG 2014


EUROPEAN RECORD	79.42m	HEIDLER Betty	GER	Halle (GER)	21 MAY 2011
CHAMPIONSHIP RECORD	76.67m	LYSENKO Tatyana	RUS	Göteborg (SWE)	8 AUG 2006

Rank	Name	Nat	Date of Birth	1	2	3	4	5	6	Result
1	WLODARCZYK Anita	POL	8 AUG 1985	x	x	75.88	76.18	78.76	x	78.76 WL,NR,CR
2	HRAŠNOVÁ Martina	SVK	21 MAR 1983	71.66	x	73.03	69.72	74.66	73.21	74.66
3	FIODOROW Joanna	POL	4 MAR 1989	72.24	68.54	69.01	72.77	72.48	73.67	73.67
4	KLAAS Kathrin	GER	6 FEB 1984	70.72	72.89	71.81	70.71	x	69.84	72.89
5	HEIDLER Betty	GER	14 OCT 1983	67.65	70.44	x	71.04	72.39	72.06	72.39
6	TAVERNIER Alexandra	FRA	13 DEC 1993	69.49	63.63	x	68.17	70.32	x	70.32
7	PERIE Bianca	ROU	1 JUN 1990	69.25	69.26	x	x	x	68.14	69.26
8	LOMNICKÁ Nikola	SVK	16 SEP 1988	x	65.95	67.39	x	x	x	67.39
9	ŠAFRÁNKOVÁ Katerina	CZE	8 JUN 1989	x	63.32	64.94				64.94
10	PAESLER Carolin	GER	16 DEC 1990	x	x	61.89				61.89
	BULGAKOVA Anna	RUS	17 JAN 1988	x	x	x				NM
	ORBÁN Éva	HUN	29 NOV 1984	x	x	x				NM

Weather conditions			
Temperature:	12 °C	Humidity:	90 %
Conditions:		Rain	

Legend			
-	Pass	CR	Championship Record
WL	World Lead	x	Failure
		NM	No Mark
		NR	National Record

INTERNET Service: www.european-athletics.org

Timing, Measurement & Data Service by  OMEGA

printed at FRI 15 AUG 2014 22:12

Page 1 of 1

Results
Javelin Throw Women
Qualification

EUROPEAN RECORD	72.28m	SPOTÁKOVÁ Barbora	CZE	Stuttgart (GER)	13 SEP 2008
CHAMPIONSHIP RECORD	67.47m	MANJANI Miréla	GRE	München (GER)	8 AUG 2002

Group A Start Time: 10:50

Rank	Name	Nat	Date of Birth	SB	1	2	3	Result
1	JELACA Tatjana	SRB	10 AUG 1990	61.50	60.26			60.26 Q
2	ŠPOTÁKOVÁ Barbora	CZE	30 JUN 1981	66.96	59.99			59.99 Q
3	KHALADOVICH Tatsiana	BLR	21 JUN 1991	63.61	56.29	54.60	59.51	59.51 Q
4	OZOLINA-KOVALE Sinta	LAT	26 FEB 1988	61.61	59.47			59.47 Q
5	MOLITOR Katharina	GER	8 NOV 1983	63.40	56.61	57.05	58.24	58.24 Q
6	JAKUBAITYTE Indre	LTU	24 JAN 1976	57.31	54.86	53.37	52.57	54.86
7	EBERL Elisabeth	AUT	25 MAR 1988	57.54	52.92	51.19	54.41	54.41
8	HATSKO-FEDUSOVA Hanna	UKR	3 OCT 1990	67.29	53.81	x	x	53.81
9	OGRODŇIKOVÁ Nikola	CZE	18 AUG 1990	58.16	x	x	53.15	53.15
10	KOLAK Sara	CRO	22 JUN 1995	57.79	x	52.51	51.84	52.51
11	SORMUNEN Oona	FIN	2 AUG 1989	58.43	51.46	x	x	51.46

Weather conditions

Temperature: 17 °C Humidity: 66 % Conditions: Partly cloudy

Group B Start Time: 12:16


Rank	Name	Nat	Date of Birth	SB	1	2	3	Result
1	RATEJ Martina	SLO	2 NOV 1981	66.13	61.87			61.87 Q
2	HUSSONG Christin	GER	17 APR 1994	63.34	57.47	61.13		61.13 Q
3	STAHL Linda	GER	2 OCT 1985	67.32	x	59.42		59.42 Q
4	SAYERS Goldie	GBR	16 JUL 1982	62.75	58.07			58.07 Q
5	PALAMEIKA Madara	LAT	18 JUN 1987	66.15	57.86			57.86 Q
6	CHILLA Mercedes	ESP	19 JAN 1980	58.06	57.82			57.82 Q
7	FLINK Sofi	SWE	8 JUL 1995	58.44	57.21	55.21	57.53	57.53 Q
8	HJÁLMSDÓTTIR Ásdís	ISL	28 OCT 1985	60.03	55.81	56.36	54.44	56.36
9	ANDREJSKOVA Petra	CZE	25 JUN 1992	57.48	53.23	56.10	55.43	56.10
10	OBST Marie - Therese	NOR	7 JAN 1996	57.44	54.59	52.42	x	54.59
11	MUZE Lina	LAT	4 DEC 1992	58.02	53.42	53.11	x	53.42

Weather conditions

Temperature: 19 °C Humidity: 50 % Conditions: Partly cloudy

Qualified: qualifying perf. 57.50 (Q) or 12 best performers (q) to the advance to the Final

INTERNET Service: www.european-athletics.org

Timing, Measurement & Data Service by  OMEGA

printed at TUE 12 AUG 2014 12:48

Page 1 of 1

Results Summary
Javelin Throw Women
Qualification

12 AUG 2014


EUROPEAN RECORD	72.28m	SPOTÁKOVÁ Barbora	CZE	Stuttgart (GER)	13 SEP 2008
CHAMPIONSHIP RECORD	67.47m	MANJANI Miréla	GRE	München (GER)	8 AUG 2002

Rank	Name	Nat	Date of Birth	Group	Position	Result
1	RATEJ Martina	SLO	2 NOV 1981	B	1	61.87 Q
2	HUSSONG Christin	GER	17 APR 1994	B	2	61.13 Q
3	JELACA Tatjana	SRB	10 AUG 1990	A	1	60.26 Q
4	ŠPOTÁKOVÁ Barbora	CZE	30 JUN 1981	A	2	59.99 Q
5	KHALADOVICH Tatsiana	BLR	21 JUN 1991	A	3	59.51 Q
6	OZOLINA-KOVALE Sinta	LAT	26 FEB 1988	A	4	59.47 Q
7	STAHL Linda	GER	2 OCT 1985	B	3	59.42 Q
8	MOLITOR Katharina	GER	8 NOV 1983	A	5	58.24 Q
9	SAYERS Goldie	GBR	16 JUL 1982	B	4	58.07 Q
10	PALAMEIKA Madara	LAT	18 JUN 1987	B	5	57.86 Q
11	CHILLA Mercedes	ESP	19 JAN 1980	B	6	57.82 Q
12	FLINK Sofi	SWE	8 JUL 1995	B	7	57.53 Q
13	HJÁLMSDÓTTIR Ásdís	ISL	28 OCT 1985	B	8	56.36
14	ANDREJSKOVA Petra	CZE	25 JUN 1992	B	9	56.10
15	JAKUBAITYTE Indre	LTU	24 JAN 1976	A	6	54.86
16	OBST Marie - Therese	NOR	7 JAN 1996	B	10	54.59
17	EBERL Elisabeth	AUT	25 MAR 1988	A	7	54.41
18	HATSKO-FEDUSOVA Hanna	UKR	3 OCT 1990	A	8	53.81
19	MUZE Lina	LAT	4 DEC 1992	B	11	53.42
20	OGRODŇÍKOVÁ Nikola	CZE	18 AUG 1990	A	9	53.15
21	KOLAK Sara	CRO	22 JUN 1995	A	10	52.51
22	SORMUNEN Oona	FIN	2 AUG 1989	A	11	51.46

Qualified: qualifying perf. 57.50 (Q) or 12 best performers (q) to the advance to the Final

Legend
Q Qualified by right

INTERNET Service: www.european-athletics.org

Timing, Measurement & Data Service by  OMEGA

printed at TUE 12 AUG 2014 12:46

Page 1 of 1

Results
Javelin Throw Women

Final

Start Time: 20:40

14 AUG 2014

EUROPEAN RECORD	72.28m	SPOTÁKOVÁ Barbora	CZE	Stuttgart (GER)	13 SEP 2008
CHAMPIONSHIP RECORD	67.47m	MANJANI Miréla	GRE	München (GER)	8 AUG 2002

Rank	Name	Nat	Date of Birth	1	2	3	4	5	6	Result
1	ŠPOTÁKOVÁ Barbora	CZE	30 JUN 1981	62.86	59.67	58.83	57.24	64.41	61.59	64.41
2	JELACA Tatjana	SRB	10 AUG 1990	60.98	60.51	62.31	60.25	64.21	60.30	64.21 NR
3	STAHL Linda	GER	2 OCT 1985	63.91	60.09	62.70	63.06	61.61	x	63.91
4	PALAMEIKA Madara	LAT	18 JUN 1987	60.33	62.04	x	x	x	60.31	62.04
5	KHALADOVICH Tatsiana	BLR	21 JUN 1991	59.60	56.64	60.91	x	61.41	61.66	61.66
6	RATEJ Martina	SLO	2 NOV 1981	58.00	61.58	60.78	59.45	61.58	56.84	61.58
7	HUSSONG Christin	GER	17 APR 1994	59.05	55.96	59.02	59.29	57.49	59.08	59.29
8	SAYERS Goldie	GBR	16 JUL 1982	55.81	x	58.33	x	x	x	58.33
9	MOLITOR Katharina	GER	8 NOV 1983	50.65	58.00	56.04				58.00
10	CHILLA Mercedes	ESP	19 JAN 1980	57.91	52.66	54.23				57.91
11	OZOLINA-KOVALE Sinta	LAT	26 FEB 1988	57.82	x	x				57.82
12	FLINK Sofi	SWE	8 JUL 1995	56.68	54.23	54.66				56.68


Weather conditions

Temperature: 17 °C Humidity: 65 % Conditions: Cloudy

Legend

- Pass NR National Record x Failure

INTERNET Service: www.european-athletics.org

Timing, Measurement & Data Service by  OMEGA

printed at THU 14 AUG 2014 21:50

Page 1 of 1

Placing Table

RankRk	Country	Gold Medal	Silver Medal	Bronze Medal	4th	5th	6th	7th	8th	Points
1	RUS	24	42	78	30	24	9	6	2	215
2	GBR	96	35	36	15	4	3	6	1	196
3	FRA	72	56	36	10	-	12	4	2	192
4	GER	32	7	18	30	40	21	14	5	167
5	POL	16	35	30	20	16	9	4	2	132
6	ESP	16	7	18	20	8	9	2	6	86
7	UKR	16	35	6	5	8	9	2	1	82
8	NED	24	14	6	15	4	6	4	-	73
9	ITA	16	7	-	5	20	6	14	3	71
10	CZE	8	7	12	10	4	6	-	1	48
11	BLR	16	-	-	15	8	-	4	-	43
12	SWE	8	14	-	-	8	3	-	1	34
13	FIN	8	-	6	5	-	3	6	2	30
14	SUI	8	-	-	10	8	-	-	-	26
15	CRO	8	-	6	10	-	-	-	-	24
16	POR	-	-	6	-	4	9	2	3	24
17	SVK	-	14	-	-	-	3	4	1	22
18	BEL	-	-	6	5	4	-	4	3	22
19	SRB	-	14	-	-	4	3	-	-	21
20	GRE	-	14	-	-	-	-	6	-	20
21	HUN	8	-	6	5	-	-	-	-	19
22	EST	-	14	-	-	-	3	2	-	19
23	TUR	-	-	6	5	4	3	-	1	19
24	IRL	-	-	6	5	4	-	-	1	16
25	ROU	-	-	-	-	4	3	6	2	15
26	BUL	-	-	-	-	8	3	2	1	14
27	LAT	-	-	-	5	4	3	-	-	12
28	NOR	-	7	-	-	-	3	-	-	10
29	SLO	-	-	-	-	-	6	2	1	9
30	AZE	-	7	-	-	-	-	-	-	7
31	ISR	-	-	6	-	-	-	-	-	6
32	DEN	-	-	-	5	-	-	-	1	6
33	LTU	-	-	-	-	-	3	2	-	5
34	BIH	-	-	-	-	-	3	-	-	3