







30. POLETNA UNIVERZIADA

30th Summer Universiade

Neapelj (ITA), 8. – 13. julij 2019







100 m - Men - Preliminary Round - Heat 1 of 5 / 08.07.

Wind: -1.0

Rank	Lane	Bib	Name	Nat	Result		
1	2	291	ANSAH Sarfo	 GHA	10.64 R.T. 0.184	Q	PB
2	7	312	KERTANEGARA Bayu	 INA	10.86 R.T. 0.136	Q	
3	4	646	RANAWEERA Gihan	 SRI	11.36 R.T. 0.138		
4	6	423	ALONAYZAN Hassan	 KSA	11.75 R.T. 0.181		
5	5	521	AL-SULAIMI Sulaiyam S.	 OMA	11.76 R.T. 0.189		
6	3	524	KAUFMAN Sean Michael	 PHI	11.81 R.T. 0.165		







100 m - Men - Preliminary Round - Heat 2 of 5

Wind: -0.4

Rank	Lane	Bib	Name	Nat	Result		
1	5	665	PUCHOVSKY Lukas	 SVK	10.91 R.T. 0.144	Q	
2	7	24	ZULIANI Pablo	 ARG	11.00 R.T. 0.159	Q	
3	8	722	MALIAMUNGU Yahaya	 UGA	11.05 R.T. 0.185		
4	6	498	HIMA MATTO Rabiou	 NIG	11.14 R.T. 0.218		
	2	497	SHRESTHA Sujan	 NEP	DNS		
	4	766	DIENGA Yossi	 COD	DNS		







100 m - Men - Preliminary Round - Heat 3 of 5

Wind: -0.7

Rank	Lane	Bib	Name	Nat	Result		
1	5	77	SEKGOPI Thabiso	 BOT	10.66 R.T. 0.147	Q	SB
2	4	684	SOWAN Ruttanapon	 THA	10.72 R.T. 0.179	Q	
3	3	502	HOJE SJURSEN Amund	 NOR	10.73 R.T. 0.151	q	SB
4	6	631	OVNICEK Tilen	 SLO	10.99 R.T. 0.143		
5	7	433	KREIPANS Reinis	 LAT	11.03 R.T. 0.168		SB
6	2	453	LAM Cho Kei	 MAC	11.56 R.T. 0.151		

100 m - Men - Preliminary Round - Heat 4 of 5

Wind: +1.5

Rank	Lane	Bib	Name	Nat	Result		
1	6	293	AZAMATI-KWAKU Benjamin	 GHA	10.32 R.T. 0.202	Q	PB
2	7	592	YAP Timothee	 SGP	10.80 R.T. 0.116	Q	
3	5	767	MWIMBA Oliver	 COD	10.85 R.T. 0.146	q	
4	2	724	NUWAGABA Emmanuel	 UGA	10.97 R.T. 0.169	q	
5	3	518	AL-GHEILANI Usama Abdul	 OMA	11.06 R.T. 0.158		
6	4	525	NEPOMUCENO Gerard	 PHI	11.69 R.T. 0.145		

100 m - Men - Preliminary Round - Heat 5 of 5

Wind: +1.4

Rank	Lane	Bib	Name	Nat	Result		
1	3	451	SESTOKAS Mantas	 LTU	10.89 R.T. 0.125	q	

100 m - Men - Preliminary Round - Summary

Pos	Bib	Name	Nat	Result		Heat	Lane	Pos	Wind
1	293	AZAMATI-KWAKU Benjamin	GHA	<i>(PB)</i> 10.32	Q	4	6	1	+1.5
2	291	ANSAH Sarfo	GHA	<i>(PB)</i> 10.64	Q	1	2	1	-1.0
3	77	SEKGOPI Thabiso	BOT	<i>(SB)</i> 10.66	Q	3	5	1	-0.7
4	684	SOWAN Ruttanapon	THA	10.72	Q	3	4	2	-0.7
5	502	HOJE SJURSEN Amund	NOR	<i>(SB)</i> 10.73	q	3	3	3	-0.7
6	592	YAP Timothee	SGP	10.80	Q	4	7	2	+1.5
7	767	MWIMBA Oliver	COD	10.85	q	4	5	3	+1.5
8	312	KERTANEGARA Bayu	INA	10.86	Q	1	7	2	-1.0
9	451	SESTOKAS Mantas	LTU	10.89	q	5	3	1	+1.4
10	665	PUCHOVSKY Lukas	SVK	10.91	Q	2	5	1	-0.4
11	724	NUWAGABA Emmanuel	UGA	10.97	q	4	2	4	+1.5
12	631	OVNICEK Tilen	SLO	10.99		3	6	4	-0.7
13	24	ZULIANI Pablo	ARG	11.00	Q	2	7	2	-0.4
14	433	KREIPANS Reinis	LAT	<i>(SB)</i> 11.03		3	7	5	-0.7
15	722	MALIAMUNGU Yahaya	UGA	11.05		2	8	3	-0.4
16	518	AL-GHEILANI Usama Abdul	OMA	11.06		4	3	5	+1.5
17	498	HIMA MATTO Rabiou	NIG	11.14		2	6	4	-0.4
18	646	RANAWEERA Gihan	SRI	11.36		1	4	3	-1.0
19	453	LAM Cho Kei	MAC	11.56		3	2	6	-0.7
20	525	NEPOMUCENO Gerard	PHI	11.69		4	4	6	+1.5
21	423	ALONAYZAN Hassan	KSA	11.75		1	6	4	-1.0
22	521	AL-SULAIMI Sulaiyam S.	OMA	11.76		1	5	5	-1.0
23	524	KAUFMAN Sean Michael	PHI	11.81		1	3	6	-1.0
	497	SHRESTHA Sujan	NEP	DNS		2	2		
	766	DIENGA Yossi	COD	DNS		2	4		

100 m - Men - 1st Round - Heat 1 of 7 / 08.07.

Wind: +0.7

Rank	Lane	Bib	Name	Nat	Result	
1	5	668	VOLKO Jan	 SVK	10.36 R.T. 0.162	Q
2	2	542	NASCIMENTO Carlos	 POR	10.39 R.T. 0.140	Q
3	7	137	XUAN Dajun	 CHN	10.39 R.T. 0.159	Q
4	3	463	NYEPA Johnathan	 MAS	10.47 R.T. 0.130	q
5	6	349	CASSANO Luca Antonio	 ITA	10.48 R.T. 0.125	q
6	1	396	ZEMS Vitaliy	 KAZ	10.75 R.T. 0.127	
7	8	312	KERTANEGARA Bayu	 INA	10.79 R.T. 0.160	PB
8	4	58	SUTRADHAR Uzzal Chandra	 BAN	11.33 R.T. 0.173	

100 m - Men - 1st Round - Heat 2 of 7

Wind: +0.7

Rank	Lane	Bib	Name	Nat	Result	
1	8	163	ZALESKY Dominik	 CZE	10.42 R.T. 0.136	Q
2	3	682	PUNPA Siripol	 THA	10.55 R.T. 0.169	Q
3	4	688	CHENG Po-Yu	 TPE	10.66 R.T. 0.153	Q
4	2	460	JANTAN Hafiz	 MAS	10.70 R.T. 0.128	
5	5	300	TSE Yee Hin Rico	 HKG	10.73 R.T. 0.170	
6	1	301	WONG Cheuk Hei Herry	 HKG	10.88 R.T. 0.190	
7	6	724	NUWAGABA Emmanuel	 UGA	11.08 R.T. 0.147	
	7	429	JUMAH Ahmed	 KSA	DQ	









100 m - Men - 1st Round - Heat 3 of 7

Wind: -0.2

Rank	Lane	Bib	Name	Nat	Result	
1	6	55	FUCHS Markus	 AUT	10.50 R.T. 0.136	Q
2	1	692	WANG Wei-Hsu	 TPE	10.56 R.T. 0.146	Q
3	4	177	SCHOU-NIELSEN Frederik	 DEN	10.65 R.T. 0.135	Q
4	8	415	PARK Sie Young	 KOR	10.66 R.T. 0.167	
5	5	77	SEKGOPI Thabiso	 BOT	10.75 R.T. 0.170	
6	7	631	OVNICEK Tilen	 SLO	11.03 R.T. 0.143	
7	2	502	HOJE SJURSEN Amund	 NOR	25.71 R.T. 0.146	
	3	702	HISLOP Akaani	 TTO	DNS	

100 m - Men - 1st Round - Heat 4 of 7

Wind: 0.0

Rank	Lane	Bib	Name	Nat	Result	
1	7	81	CAMILO Paulo Andre	 BRA	10.32 R.T. 0.134	Q
2	1	473	ALANIS PRIETO Juan C.	 MEX	10.42 R.T. 0.155	Q
3	5	366	DEDE Bruno	 JPN	10.42 R.T. 0.154	Q
4	2	251	THOMAS Adam James	 GBR	10.47 R.T. 0.154	Q
5	6	390	KASPER Alexandr	 KAZ	10.59 R.T. 0.166	
6	8	550	MELNICESCU Ioan Andrei	 ROU	10.79 R.T. 0.173	
7	3	4	GUETTOUCHE Mohamed A.	 ALG	10.83 R.T. 0.157	
8	4	767	MWIMBA Oliver	 COD	11.09 R.T. 0.158	


100 m - Men - 1st Round - Heat 5 of 7

Wind: -0.4

Rank	Lane	Bib	Name	Nat	Result	
1	7	85	DO NASCIMENTO Rodrigo	 BRA	10.38 R.T. 0.156	Q
2	8	378	MIYAMOTO Daisuke	 JPN	10.41 R.T. 0.144	Q
3	2	158	STROMSIK Zdenek	 CZE	10.42	Q
4	3	329	SINGH Harjit	 IND	10.63	
5	5	708	AY Aykut	 TUR	10.65	
6	6	451	SESTOKAS Mantas	 LTU	10.92 R.T. 0.123	
7	4	24	ZULIANI Pablo	 ARG	10.97	

100 m - Men - 1st Round - Heat 6 of 7

Wind: -0.2

Rank	Lane	Bib	Name	Nat	Result		
1	4	291	ANSAH Sarfo	 GHA	10.42 R.T. 0.144	Q	PB
2	3	100	ASEMOTA Duan	 CAN	10.44 R.T. 0.145	Q	
3	2	571	MONARENG Thembo John	 RSA	10.55 R.T. 0.143	Q	
4	8	126	JIANG Hengnan	 CHN	10.57 R.T. 0.171		
5	5	314	RIMBAWAN Eko	 INA	10.67 R.T. 0.195		
6	1	551	NEAGOE Ionut-Andrei	 ROU	10.71 R.T. 0.150		
7	7	505	MEINSETH Even	 NOR	10.73 R.T. 0.136		
8	6	665	PUCHOVSKY Lukas	 SVK	10.92 R.T. 0.142		
















100 m - Men - 1st Round - Heat 7 of 7

Wind: 0.0

Rank	Lane	Bib	Name	Nat	Result	
1	2	581	VAN WYK Chederick M.	RSA	10.29 R.T. 0.164	Q
2	5	293	AZAMATI-KWAKU Benjamin	GHA	10.43 R.T. 0.174	Q
3	7	255	ASKOVIC Aleksandar	GER	10.50 R.T. 0.156	Q
4	3	327	SINGH Gurindervir	IND	10.54 R.T. 0.165	
5	1	684	SOWAN Ruttanapon	THA	10.64 R.T. 0.145	SB
6	8	120	OPAZO Rodrigo	CHI	10.86 R.T. 0.141	
7	4	763	SILWIMBA Edgar	ZAM	10.91 R.T. 0.181	
8	6	592	YAP Timothee	SGP	10.97 R.T. 0.146	

100 m - Men - 1st Round - Summary - OFFICIAL

Pos	Bib	Name	Nat	Result		Heat	Lane	Pos	Wind
1	581	VAN WYK Chederick M.	RSA	10.29	Q	7	2	1	0.0
2	81	CAMILO Paulo Andre	BRA	10.32	Q	4	7	1	0.0
3	668	VOLKO Jan	SVK	10.36	Q	1	5	1	+0.7
4	85	DO NASCIMENTO Rodrigo	BRA	10.38	Q	5	7	1	-0.4
5	542	NASCIMENTO Carlos	POR	10.39	Q	1	2	2	+0.7
6	137	XUAN Dajun	CHN	10.39	Q	1	7	3	+0.7
7	378	MIYAMOTO Daisuke	JPN	10.41	Q	5	8	2	-0.4
8	158	STROMSIK Zdenek	CZE	10.42	Q	5	2	3	-0.4
9	163	ZALESKY Dominik	CZE	10.42	Q	2	8	1	+0.7
10	291	ANSAH Sarfo	GHA	(PB) 10.42	Q	6	4	1	-0.2
10	473	ALANIS PRIETO Juan C.	MEX	10.42	Q	4	1	2	0.0
12	366	DEDE Bruno	JPN	10.42	Q	4	5	3	0.0
13	293	AZAMATI-KWAKU Benjamin	GHA	10.43	Q	7	5	2	0.0
14	100	ASEMOTA Duan	CAN	10.44	Q	6	3	2	-0.2
15	251	THOMAS Adam James	GBR	10.47	q	4	2	4	0.0

15	463	NYEPA Johnathan	 MAS	10.47	q	1	3	4	+0.7
17	349	CASSANO Luca Antonio	 ITA	10.48	q	1	6	5	+0.7
18	55	FUCHS Markus	 AUT	10.50	Q	3	6	1	-0.2
18	255	ASKOVIC Aleksandar	 GER	10.50	Q	7	7	3	0.0
20	327	SINGH Gurindervir	 IND	10.54		7	3	4	0.0
21	571	MONARENG Thembo John	 RSA	10.55	Q	6	2	3	-0.2
22	682	PUNPA Siripol	 THA	10.55	Q	2	3	2	+0.7
23	692	WANG Wei-Hsu	 TPE	10.56	Q	3	1	2	-0.2
24	126	JIANG Hengnan	 CHN	10.57		6	8	4	-0.2
25	390	KASPER Alexandr	 KAZ	10.59		4	6	5	0.0
26	43	HOLDSWORTH Zach	 AUS	10.63		8	1	1	0.0
27	329	SINGH Harjit	 IND	10.63		5	3	4	-0.4
28	684	SOWAN Ruttanapon	 THA	(SB) 10.64		7	1	5	0.0
29	708	AY Aykut	 TUR	10.65		5	5	5	-0.4
30	177	SCHOU-NIELSEN Frederik	 DEN	10.65	Q	3	4	3	-0.2

31	415	PARK Sie Young	 KOR	10.66		3	8	4	-0.2
32	688	CHENG Po-Yu	 TPE	10.66	Q	2	4	3	+0.7
33	314	RIMBAWAN Eko	 INA	10.67		6	5	5	-0.2
34	460	JANTAN Hafiz	 MAS	10.70		2	2	4	+0.7
35	551	NEAGOE Ionut-Andrei	 ROU	10.71		6	1	6	-0.2
36	505	MEINSETH Even	 NOR	10.73		6	7	7	-0.2
37	300	TSE Yee Hin Rico	 HKG	10.73		2	5	5	+0.7
38	77	SEKGOPI Thabiso	 BOT	10.75		3	5	5	-0.2
39	396	ZEMS Vitaliy	 KAZ	10.75		1	1	6	+0.7
40	312	KERTANEGARA Bayu	 INA	(PB) 10.79		1	8	7	+0.7
40	550	MELNICESCU Ioan Andrei	 ROU	10.79		4	8	6	0.0
42	4	GUETTOUCHE Mohamed A.	 ALG	10.83		4	3	7	0.0
43	120	OPAZO Rodrigo	 CHI	10.86		7	8	6	0.0
44	301	WONG Cheuk Hei Herry	 HKG	10.88		2	1	6	+0.7
45	763	SILWIMBA Edgar	 ZAM	10.91		7	4	7	0.0
46	451	SESTOKAS Mantas	 LTU	10.92		5	6	6	-0.4
46	665	PUCHOVSKY Lukas	 SVK	10.92		6	6	8	-0.2
48	24	ZULIANI Pablo	 ARG	10.97		5	4	7	-0.4
48	592	YAP Timothee	 SGP	10.97		7	6	8	0.0
50	631	OVNICEK Tilen	 SLO	11.03		3	7	6	-0.2
51	724	NUWAGABA Emmanuel	 UGA	11.08		2	6	7	+0.7
52	767	MWIMBA Oliver	 COD	11.09		4	4	8	0.0
53	58	SUTRADHAR Uzzal Chandra	 BAN	11.33		1	4	8	+0.7
54	502	HOJE SJURSEN Amund	 NOR	25.71		3	2	7	-0.2
	702	HISLOP Akanni	 TTO	DNS		3	3		
	429	JUMAH Ahmed	 KSA	DQ		2	7		



SUMMARY



RANK BIB SURNAME & NAME CTRY DATE OF BIRTH HEAT LANE RANK WIND TIME

Men's 100 m - Semifinal 107.

WR	UR	9.58 BOLT Usain	9.97 SIMBINE Akani	1986	JAM	BERLIN	16 AUG 2009		
					RSA	GWANGJU	09 JUL 2015		
	1	81	CAMILO Paulo Andre	BRA	20 AUG 1998	1 6	1 -0.4	10.20	Q
	2	581	VAN WYK Chederick M.	RSA	18 FEB 1995	3 3	1 -0.2	10.27	Q
	3	100	ASEMOTA Duan	CAN	29 AUG 1998	3 4	2 -0.2	10.36	Q
	4	85	PEREIRA DO NASCIMENTO R.	BRA	26 SEP 1994	2 6	1 +0.4	10.37	Q
	5	378	MIYAMOTO Daisuke	JPN	17 APR 1999	2 5	2 +0.4	10.37	Q
	6	668	VOLKO Jan	SVK	02 NOV 1996	2 3	3 +0.4	10.39	q
	7	163	ZALESKY Dominik	CZE	23 AUG 1995	1 5	2 -0.4	10.45	Q
	8	542	NASCIMENTO Carlos	POR	12 OCT 1994	1 3	3 -0.4	10.45	q
	9	137	XUAN Dajun	CHN	02 JAN 1998	2 8	4 +0.4	10.46	
	10	473	ALANIS PRIETO Juan Carlo	MEX	31 AUG 1994	2 4	5 +0.4	10.46	
	11	366	DEDE Bruno	JPN	07 OCT 1999	1 8	4 -0.4	10.50	
	12	158	STROMSIK Zdenek	CZE	25 NOV 1994	2 7	6 +0.4	10.51	
	13	55	FUCHS Markus	AUT	14 NOV 1995	3 6	3 -0.2	10.53	
	14	293	AZAMATI-KWAKU Benjamin	GHA	14 JAN 1998	1 4	5 -0.4	10.54	
	15	291	ANSAH Sarfo	GHA	30 JUL 1998	3 5	4 -0.2	10.54	PB
	16	349	CASSANO Luca Antonio	ITA	23 AUG 1995	3 1	5 -0.2	10.54	
	17	255	ASKOVIC Aleksandar	GER	23 OCT 1997	3 7	6 -0.2	10.55	
	18	682	PUNPA Siripol	THA	09 SEP 1999	3 8	7 -0.2	10.56	
	19	463	NYEPA Johnathan	MAS	26 MAR 1996	1 2	6 -0.4	10.59	
	20	251	THOMAS Adam James	GBR	15 APR 1995	2 2	7 +0.4	10.62	
	21	571	MONARENG Thembo John	RSA	14 FEB 1999	1 1	7 -0.4	10.67	
	22	177	SCHOU-NIELSEN Frederik	DEN	05 FEB 1996	3 2	8 -0.2	10.67	
	23	692	WANG Wei-Hsu	TPE	12 OCT 1996	1 7	8 -0.4	10.67	
	24	688	CHENG Po-Yu	TPE	27 APR 1997	2 1	8 +0.4	10.71	

Qualification: First 2 in each heat (Q) and 2 fastest (q) to Semifinal

NYEPA Johnathan, yellow card for infringement of rule 162.5

Legend

DQ = Disqualified
DNF = Did Not Finish
R.T. = Reaction

DNS = Did Not Start
Fn = False Start

Napoli (ITA) July 8-13 2019

ATM00100_74A 1.0

Data Processing and Timing by Microplus - www.microplustiming.com

Report Created 09 JUL 2019 at 19:52

1



RESULTS



RANK BIB SURNAME & NAME CTRY DATE OF BIRTH LANE R.T. TIME

Men's 100 m - Final 19.7.

WR 9.58 BOLT Usain 1986 JAM BERLIN 16 AUG 2009
 UR 9.97 SIMBINE Akani RSA GWANGJU 09 JUL 2015

FINAL (Wind: -0.1 m/s)

1	81	CAMILO Paulo Andre	BRA	20 AUG 1998	6	0.130	10.09
2	581	VAN WYK Chederick M.	RSA	18 FEB 1995	5	0.137	10.23
3	85	PEREIRA DO NASCIMENTO R.	BRA	26 SEP 1994	4	0.147	10.32
4	668	VOLKO Jan	SVK	02 NOV 1996	1	0.154	10.36
5	100	ASEMOTA Duan	CAN	29 AUG 1998	3	0.141	10.39
6	163	ZALESKY Dominik	CZE	23 AUG 1995	7	0.123	10.42
7	378	MIYAMOTO Daisuke	JPN	17 APR 1999	8	0.159	10.43

NOT RANKED

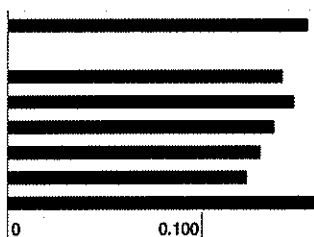
542 NASCIMENTO Carlos POR 12 OCT 1994 2 DNS

Details: Start time:20:54 Temperature:+28°C Humidity:86%

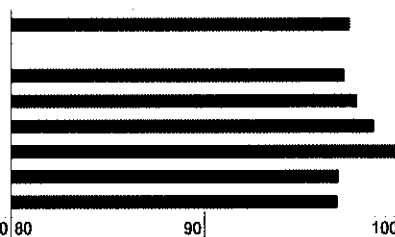
LANE COMPETITOR

- 1 VOLKO,Jan
- 2
- 3 ASEMOTA,Duan
- 4 PEREIRA DO NASCIMENT
- 5 VAN WYK,Chederick M.
- 6 CAMILO,Paulo Andre
- 7 ZALESKY,Dominik
- 8 MIYAMOTO,Daisuke

REACTION (SECONDS)



FINISH (METERS)



As of 09/07/2019 at 21:00

Legend

DQ = Disqualified
 DNF = Did Not Finish
 R.T. = Reaction

DNS = Did Not Start
 Fn = False Start





RESULTS



RANK BIB SURNAME & NAME CTRY DATE OF BIRTH LANE R.T. TIME

Men's 200 m - 1st Round 1107.

WR 19.19 BOLT Usain 1986 JAM BERLIN 20 AUG 2009
 UR 19.72 MENNEA Pietro ITA CIUDAD DE ME 12 SEP 1979

HEAT 1 OF 9

(Wind: +0.3 m/s)


1	581	VAN WYK Chederick M.	RSA	18 FEB 1995	8	0.243	20.93 Q
2	384	SOMEYA Yoshihiro	JPN	14 JUL 1998	4	0.190	21.20 Q
3	127	JIANG Jiehua	CHN	15 APR 1996	3	0.171	21.38
4	726	OKOT Benson	UGA	31 DEC 1996	7	0.223	21.57
5	763	SILWIMBA Edgar	ZAM	06 SEP 1994	1	0.204	22.00
6	433	KREIPANS Reinis	LAT	17 MAR 1994	5	0.168	22.35 PB

NOT RANKED

177	SCHOU-NIELSEN Frederik	DEN	05 FEB 1996	6	DNS
592	YAP Timothee	SGP	05 NOV 1994	2	DNF

Qualification: First 2 in each heat (Q) and 6 fastest (q) to Semifinal

Details: Start time:11:29 Temperature:+29°C Humidity:83%



As of 10/07/2019 at 11:33

DQ = Disqualified
 DNF = Did Not Finish
 R.T. = Reaction

Legend

DNS = Did Not Start
 Fn = False Start

Napoli (ITA) July 8-13 2019

ATM0020303_73A 1.0

Data Processing and Timing by Microplus - www.microplustiming.com

Report Created 10 JUL 2019 at 12:27



RESULTS



RANK BIB SURNAME & NAME CTRY DATE OF BIRTH LANE R.T. TIME

Men's 200 m - 1st Round

WR 19.19 BOLT Usain 1986 JAM BERLIN 20 AUG 2009
 UR 19.72 MENNEA Pietro ITA CIUDAD DE ME 12 SEP 1979

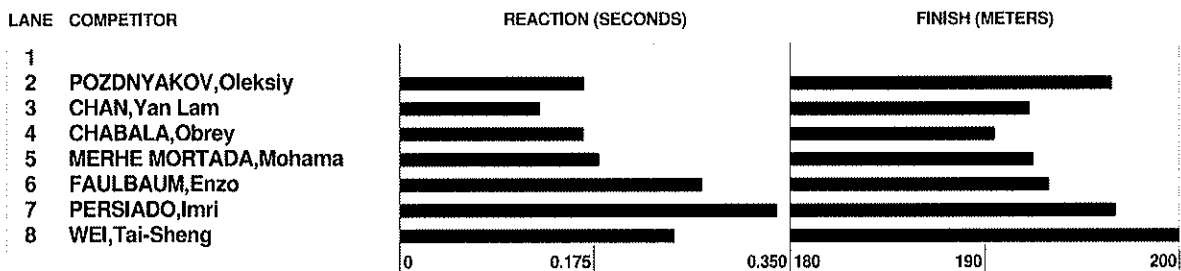
HEAT 2 OF 9

(Wind: +0.3 m/s)

1	693	WEI Tai-Sheng	TPE	20 AUG 2000	8	0.246	21.29 Q
2	341	PERSIADO Imri	ISR	25 MAY 1994	7	0.339	21.65 Q
3	738	POZDNYAKOV Oleksiy	UKR	01 APR 1995	2	0.167	21.67
4	115	FAULBAUM Enzo	CHI	23 JAN 1998	6	0.271	22.03
5	438	MERHE MORTADA Mohamad	LBN	31 MAY 1998	5	0.180	22.12
6	298	CHAN Yan Lam	HKG	12 JAN 1994	3	0.127	22.14
7	758	CHABALA Obrey	ZAM	12 MAY 1997	4	0.166	22.35

Qualification: First 2 in each heat (Q) and 6 fastest (q) to Semifinal

Details: Start time:11:36 Temperature:+29°C Humidity:83%



As of 10/07/2019 at 11:39

DQ = Disqualified
 DNF = Did Not Finish
 R.T. = Reaction

Legend

DNS = Did Not Start
 Fn = False Start

Napoli (ITA) July 8-13 2019

ATM0020303_73A 1.0

Data Processing and Timing by Microplus - www.microplustiming.com

Report Created 10 JUL 2019 at 12:27



RESULTS



RANK BIB SURNAME & NAME CTRY DATE OF BIRTH LANE R.T. TIME

Men's 200 m - 1st Round

WR 19.19 BOLT Usain 1986 JAM BERLIN 20 AUG 2009
 UR 19.72 MENNEA Pietro ITA CIUDAD DE ME 12 SEP 1979

HEAT 3 OF 9

(Wind: +0.3 m/s)

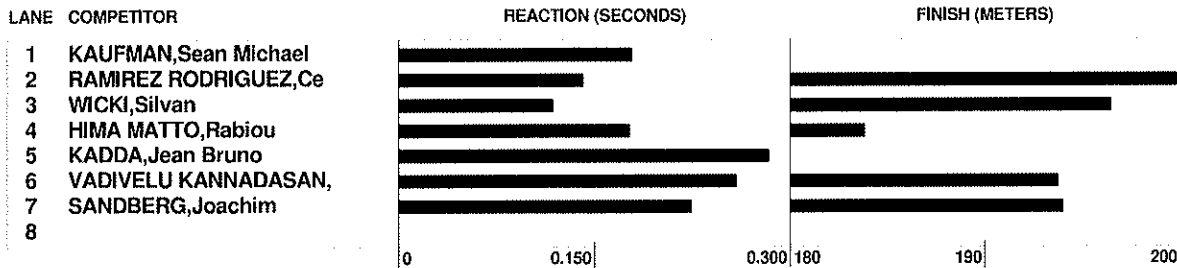
1	484	RAMIREZ RODRIGUEZ Cesar	MEX	21 JAN 1994	2	0.142	20.97 Q
2	661	WICKI Silvan	SUI	13 FEB 1995	3	0.119	21.35 Q
3	506	SANDBERG Joachim	NOR	18 MAY 1995	7	0.224	21.62
4	333	VADIVELU KANNADASAN E	IND	31 JAN 1995	6	0.259	21.65
5	498	HIMA MATTO Rabiou	NIG	21 OCT 1996	4	0.177	22.81
6	524	KAUFMAN Sean Michael	PHI	28 APR 1998	1	0.179	23.62
7	98	KADDA Jean Bruno	CAF	04 JAN 2001	5	0.284	24.06

NOT RANKED

722 MALIAMUNGU Yahaya UGA 25 JUL 2000 8 DQ 163.3a

Qualification: First 2 in each heat (Q) and 6 fastest (q) to Semifinal

Details: Start time:11:41 Temperature:+29°C Humidity:83%



As of 10/07/2019 at 11:46

Legend

DQ = Disqualified
 DNF = Did Not Finish
 R.T. = Reaction
 DNS = Did Not Start
 Fn = False Start



RESULTS



RANK BIB SURNAME & NAME CTRY DATE OF BIRTH LANE R.T. TIME

Men's 200 m - 1st Round

WR 19.19 BOLT Usain 1986 JAM BERLIN 20 AUG 2009
 UR 19.72 MENNEA Pietro ITA CIUDAD DE ME 12 SEP 1979

HEAT 4 OF 9

(Wind: -1.3 m/s)


1	81	CAMILO Paulo Andre	BRA	20 AUG 1998	6	0.164	21.17 Q
2	55	FUCHS Markus	AUT	14 NOV 1995	4	0.126	21.43 Q
3	24	ZULIANI Pablo	ARG	09 APR 1998	8	0.190	22.08
4	4	GUETTOUCHE Mohamed A.	ALG	24 FEB 2001	1	0.189	22.29
5	767	MWIMBA Oliver	COD	06 NOV 1994	3	0.143	22.40

NOT RANKED

58	SUTRADHAR Uzzal Chandra	BAN	12 SEP 1995	5	DNS
542	NASCIMENTO Carlos	POR	12 OCT 1994	7	DNS
116	GERMAIN Sergio	CHI	18 AUG 1994	2	DNF

Qualification: First 2 in each heat (Q) and 6 fastest (q) to Semifinal

Details: Start time:11:47 Temperature:+29°C Humidity:83%



As of 10/07/2019 at 11:51

DQ = Disqualified
 DNF = Did Not Finish
 R.T. = Reaction

Legend

DNS = Did Not Start
 Fn = False Start



RESULTS



RANK BIB SURNAME & NAME CTRY DATE OF BIRTH LANE R.T. TIME

Men's 200 m - 1st Round

WR 19.19 BOLT Usain 1986 JAM BERLIN 20 AUG 2009
 UR 19.72 MENNEA Pietro ITA CIUDAD DE ME 12 SEP 1979

HEAT 5 OF 9

(Wind: -0.3 m/s)

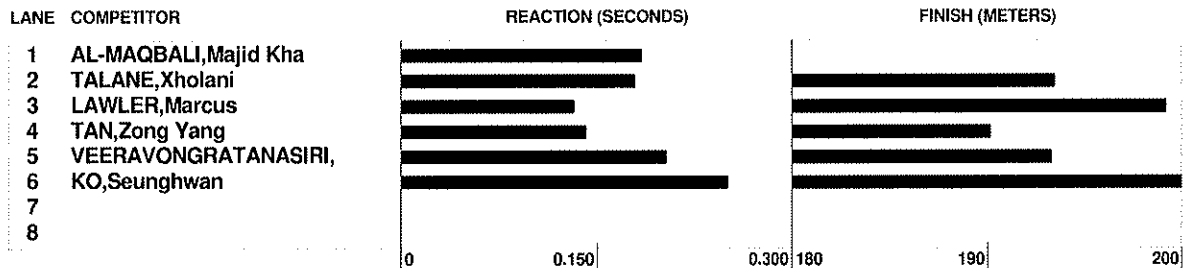
1	406	KO Seunghwan	KOR	14 NOV 1997	6	0.251	20.68	Q PB
2	339	LAWLER Marcus	IRL	28 FEB 1995	3	0.133	20.76	Q
3	78	TALANE Xholani	BOT	25 SEP 1997	2	0.179	21.38	SB
4	687	VEERAVONGGRATANASIRI N.	THA	03 FEB 1997	5	0.203	21.40	
5	591	TAN Zong Yang	SGP	11 JUN 1994	4	0.142	21.75	
7	519	AL-MAQBALI Majid Khadeem	OMA	08 JUN 1996	1	0.184	23.23	PB

NOT RANKED

425	ALSUBAIE Abdullah	KSA	17 APR 2000	8			DNF	
1	MURATAJ Edmond	ALB	06 JUN 1997	7			DQ	163.3a

Qualification: First 2 in each heat (Q) and 6 fastest (q) to Semifinal

Details: Start time:11:54 Temperature:+29°C Humidity:83%



As of 10/07/2019 at 11:57

Legend

DQ = Disqualified
 DNF = Did Not Finish
 R.T. = Reaction
 DNS = Did Not Start
 Fn = False Start



RESULTS



RANK BIB SURNAME & NAME CTRY DATE OF BIRTH LANE R.T. TIME

Men's 200 m - 1st Round

WR 19.19 BOLT Usain 1986 JAM BERLIN 20 AUG 2009
 UR 19.72 MENNEA Pietro ITA CIUDAD DE ME 12 SEP 1979

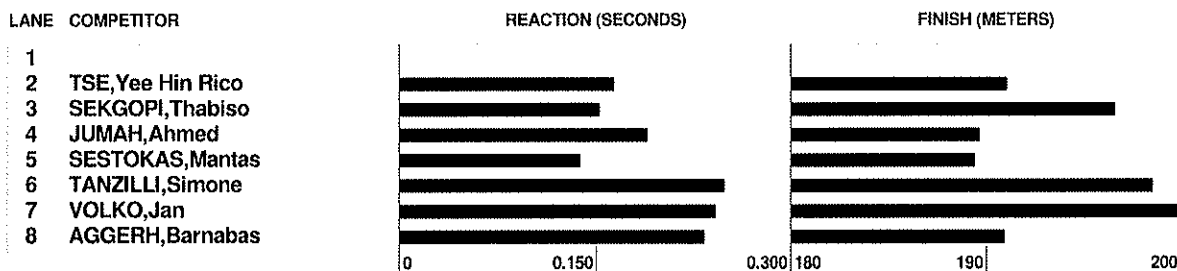
HEAT 6 OF 9

(Wind: -1.1 m/s)

1	668	VOLKO Jan	SVK	02 NOV 1996	7	0.243	21.14 Q
2	363	TANZILLI Simone	ITA	26 APR 1996	6	0.250	21.29 Q
3	77	SEKGOPI Thabiso	BOT	02 FEB 1998	3	0.153	21.50
4	300	TSE Yee Hin Rico	HKG	20 JAN 2000	2	0.164	22.13
5	290	AGGERH Barnabas	GHA	04 JUN 1998	8	0.234	22.14
6	429	JUMAH Ahmed	KSA	12 FEB 1999	4	0.190	22.29
7	451	SESTOKAS Mantas	LTU	18 APR 1996	5	0.138	22.32

Qualification: First 2 in each heat (Q) and 6 fastest (q) to Semifinal

Details: Start time:12:00 Temperature:+29°C Humidity:83%



As of 10/07/2019 at 12:05

DQ = Disqualified
 DNF = Did Not Finish
 R.T. = Reaction

Legend

DNS = Did Not Start
 Fn = False Start



RESULTS



RANK BIB SURNAME & NAME CTRY DATE OF BIRTH LANE R.T. TIME

Men's 200 m - 1st Round

WR 19.19 BOLT Usain 1986 JAM BERLIN 20 AUG 2009
 UR 19.72 MENNEA Pietro ITA CIUDAD DE ME 12 SEP 1979

HEAT 7 OF 9

(Wind: -0.8 m/s)


1	389	YAMASHITA Jun	JPN	23 AUG 1997	8	0.232	20.97 Q
2	334	VARIYATHODI Muhammed A.	IND	01 JUN 1998	5	0.218	21.27 Q
3	765	TAFIRENYIKA Leon	ZIM	24 FEB 1999	4	0.173	21.42 PB
4	676	KHONGPRASIT Chayut	THA	31 JAN 1999	1	0.190	21.54
5	646	RANAWEERA Gihan	SRI	14 MAR 1998	6	0.200	22.87
6	520	AL-MAQBALI Saif Abdullah	OMA	23 FEB 1997	7	0.190	24.37 PB

NOT RANKED

103	KOWALCHUK Karson	CAN	30 DEC 1998	2	DNS
291	ANSAH Sarfo	GHA	30 JUL 1998	3	DNS

Qualification: First 2 in each heat (Q) and 6 fastest (q) to Semifinal

Details: Start time:12:06 Temperature:+29°C Humidity:83%



As of 10/07/2019 at 12:10

DQ = Disqualified
 DNF = Did Not Finish
 R.T. = Reaction

Legend

DNS = Did Not Start
 Fn = False Start





RESULTS



RANK BIB SURNAME & NAME CTRY DATE OF BIRTH LANE R.T. TIME

Men's 200 m - 1st Round

WR 19.19 BOLT Usain 1986 JAM BERLIN 20 AUG 2009
 UR 19.72 MENNEA Pietro 1986 ITA CIUDAD DE ME 12 SEP 1979

HEAT 8 OF 9

(Wind: -0.6 m/s)

1	238	BROOME Jordan Dion	GBR	04 DEC 1996	3	0.150	21.05 Q
2	158	STROMSIK Zdenek	CZE	25 NOV 1994	7	0.208	21.06 Q PB
3	85	DO NASCIMENTO Rodrigo	BRA	26 SEP 1994	2	0.164	21.21
4	553	TERPEZAN Alexandru	ROU	21 DEC 1994	6	0.178	21.74
5	479	MORENO LOPEZ Ivan Eduard	MEX	01 JAN 1995	1	0.169	21.75
6	392	RUSSAK Sergey	KAZ	01 FEB 1995	8	0.204	21.87
7	665	PUCHOVSKY Lukas	SVK	26 AUG 1998	4	0.166	22.03 SB
8	635	VODEB Jakob Janez	SLO	20 APR 1995	5	0.227	22.63

Qualification: First 2 in each heat (Q) and 6 fastest (q) to Semifinal

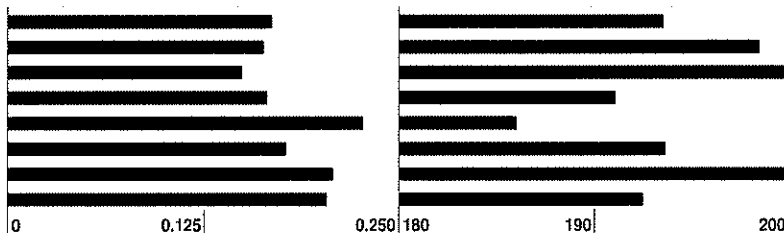
Details: Start time:12:11 Temperature:+29°C Humidity:81%

LANE COMPETITOR

- 1 MORENO LOPEZ,Ivan Ed
- 2 DO NASCIMENTO,Rodrig
- 3 BROOME,Jordan Dion
- 4 PUCHOVSKY,Lukas
- 5 VODEB,Jakob Janez
- 6 TERPEZAN,Alexandru
- 7 STROMSIK,Zdenek
- 8 RUSSAK,Sergey

REACTION (SECONDS)

FINISH (METERS)



As of 10/07/2019 at 12:19

Legend

DQ = Disqualified
 DNF = Did Not Finish
 R.T. = Reaction

DNS = Did Not Start
 Fn = False Start



RESULTS



RANK BIB SURNAME & NAME CTRY DATE OF BIRTH LANE R.T. TIME

Men's 200 m - 1st Round

WR 19.19 BOLT Usain 1986 JAM BERLIN 20 AUG 2009
 UR 19.72 MENNEA Pietro ITA CIUDAD DE ME 12 SEP 1979

HEAT 9 OF 9

(Wind: -0.5 m/s)

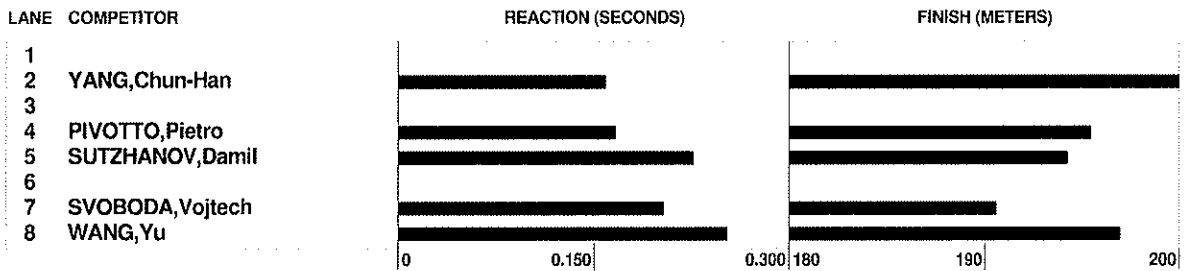
1	695	YANG Chun-Han	TPE	01 JAN 1997	2	0.159	20.94 Q
2	134	WANG Yu	CHN	02 FEB 1994	8	0.253	21.26 Q
3	359	PIVOTTO Pietro	ITA	29 APR 1995	4	0.167	21.42
4	394	SUTZHANOV Damil	KAZ	16 JUL 1995	5	0.227	21.55
5	159	SVOBODA Vojtech	CZE	23 MAR 1995	7	0.204	21.97

NOT RANKED

505	MEINSETH Even	NOR	22 MAY 1996	6		DNS
551	NEAGOE Ionut-Andrei	ROU	11 JUN 1994	3		DNS

Qualification: First 2 in each heat (Q) and 6 fastest (q) to Semifinal

Details: Start time:12:23 Temperature:+29°C Humidity:81%



As of 10/07/2019 at 12:26

Legend

DQ = Disqualified
 DNF = Did Not Finish
 R.T. = Reaction
 DNS = Did Not Start
 Fn = False Start





SUMMARY



RANK BIB SURNAME & NAME CTRY DATE OF BIRTH HEAT LANE RANK WIND TIME

Men's 200 m - 1st Round

WR UR		19.19 BOLT Usain 19.72 MENNEA Pietro		1986 JAM ITA	BERLIN CIUDAD DE ME				20 AUG 2009 12 SEP 1979	
1	406	KO Seunghwan	KOR	14 NOV 1997	5	6	1	-0.3	20.68	Q PB
2	339	LAWLER Marcus	IRL	28 FEB 1995	5	3	2	-0.3	20.76	Q
3	581	VAN WYK Chederick M.	RSA	18 FEB 1995	1	8	1	+0.3	20.93	Q
4	695	YANG Chun-Han	TPE	01 JAN 1997	9	2	1	-0.5	20.94	Q
5	389	YAMASHITA Jun	JPN	23 AUG 1997	7	8	1	-0.8	20.97	Q
6	484	RAMIREZ RODRIGUEZ Cesar	MEX	21 JAN 1994	3	2	1	+0.3	20.97	Q
7	238	BROOME Jordan Dion	GBR	04 DEC 1996	8	3	1	-0.6	21.05	Q
8	158	STROMSIK Zdenek	CZE	25 NOV 1994	8	7	2	-0.6	21.06	Q PB
9	668	VOLKO Jan	SVK	02 NOV 1996	6	7	1	-1.1	21.14	Q
10	81	CAMILO Paulo Andre	BRA	20 AUG 1998	4	6	1	-1.3	21.17	Q
11	384	SOMEYA Yoshihiro	JPN	14 JUL 1998	1	4	2	+0.3	21.20	Q
12	85	DO NASCIMENTO Rodrigo	BRA	26 SEP 1994	8	2	3	-0.6	21.21	
13	134	WANG Yu	CHN	02 FEB 1994	9	8	2	-0.5	21.26	Q
14	334	VARIYATHODI Muhammed A.	IND	01 JUN 1998	7	5	2	-0.8	21.27	Q
15	693	WEI Tai-Sheng	TPE	20 AUG 2000	2	8	1	+0.3	21.29	Q
16	363	TANZILLI Simone	ITA	26 APR 1996	6	6	2	-1.1	21.29	Q
17	661	WICKI Silvan	SUI	13 FEB 1995	3	3	2	+0.3	21.35	Q
18	127	JIANG Jiehua	CHN	15 APR 1996	1	3	3	+0.3	21.38	
19	78	TALANE Xholani	BOT	25 SEP 1997	5	2	3	-0.3	21.38	SB
20	687	VEERAVONGRATANASIRI N.	THA	03 FEB 1997	5	5	4	-0.3	21.40	
21	359	PIVOTTO Pietro	ITA	29 APR 1995	9	4	3	-0.5	21.42	
22	765	TAFIRENYIKA Leon	ZIM	24 FEB 1999	7	4	3	-0.8	21.42	PB
23	55	FUCHS Markus	AUT	14 NOV 1995	4	4	2	-1.3	21.43	Q
24	77	SEKGOPI Thabiso	BOT	02 FEB 1998	6	3	3	-1.1	21.50	
25	676	KHONGPRASIT Chayut	THA	31 JAN 1999	7	1	4	-0.8	21.54	
26	394	SUTZHANOV Damil	KAZ	16 JUL 1995	9	5	4	-0.5	21.55	
27	726	OKOT Benson	UGA	31 DEC 1996	1	7	4	+0.3	21.57	
28	506	SANDBERG Joachim	NOR	18 MAY 1995	3	7	3	+0.3	21.62	
29	341	PERSIADO Imri	ISR	25 MAY 1994	2	7	2	+0.3	21.65	Q
30	333	VADIVELU KANNADASAN E	IND	31 JAN 1995	3	6	4	+0.3	21.65	
31	738	POZDNYAKOV Oleksiy	UKR	01 APR 1995	2	2	3	+0.3	21.67	
32	553	TERPEZAN Alexandru	ROU	21 DEC 1994	8	6	4	-0.6	21.74	
33	591	TAN Zong Yang	SGP	11 JUN 1994	5	4	5	-0.3	21.75	
34	479	MORENO LOPEZ Ivan Eduard	MEX	01 JAN 1995	8	1	5	-0.6	21.75	
35	392	RUSSAK Sergey	KAZ	01 FEB 1995	8	8	6	-0.6	21.87	
36	159	SVOBODA Vojtech	CZE	23 MAR 1995	9	7	5	-0.5	21.97	
37	763	SILWIMBA Edgar	ZAM	06 SEP 1994	1	1	5	+0.3	22.00	
38	665	PUCHOVSKY Lukas	SVK	26 AUG 1998	8	4	7	-0.6	22.03	SB
39	115	FAULBAUM Enzo	CHI	23 JAN 1998	2	6	4	+0.3	22.03	
40	24	ZULIANI Pablo	ARG	09 APR 1998	4	8	3	-1.3	22.08	
41	438	MERHE MORTADA Mohamad	LBN	31 MAY 1998	2	5	5	+0.3	22.12	
42	300	TSE Yee Hin Rico	HKG	20 JAN 2000	6	2	4	-1.1	22.13	
43	298	CHAN Yan Lam	HKG	12 JAN 1994	2	3	6	+0.3	22.14	
44	290	AGGERH Barnabas	GHA	04 JUN 1998	6	8	5	-1.1	22.14	
45	4	GUETTOUCHE Mohamed A.	ALG	24 FEB 2001	4	1	4	-1.3	22.29	
46	429	JUMAH Ahmed	KSA	12 FEB 1999	6	4	6	-1.1	22.29	

Legend

DQ = Disqualified
DNF = Did Not Finish
R.T. = Reaction

DNS = Did Not Start
Fn = False Start

Napoli (ITA) July 8-13 2019

ATM0020300_74A 1.0

Data Processing and Timing by Microplus - www.microplustiming.com

Report Created 10 JUL 2019 at 12:28

RANK	BIB	SURNAME & NAME	CTRY	DATE OF BIRTH	HEAT	LANE	RANK	WIND	TIME	
47	451	SESTOKAS Mantas	LTU	18 APR 1996	6	5	7	-1.1	22.32	
48	433	KREIPANS Reinis	LAT	17 MAR 1994	1	5	6	+0.3	22.35	PB
49	758	CHABALA Obrey	ZAM	12 MAY 1997	2	4	7	+0.3	22.35	
50	767	MWIMBA Oliver	COD	06 NOV 1994	4	3	5	-1.3	22.40	
51	635	VODEB Jakob Janez	SLO	20 APR 1995	8	5	8	-0.6	22.63	
52	498	HIMA MATTO Rabiou	NIG	21 OCT 1996	3	4	5	+0.3	22.81	
53	646	RANAWEERA Gihan	SRI	14 MAR 1998	7	6	5	-0.8	22.87	
54	519	AL-MAQBALI Majid Khadeem	OMA	08 JUN 1996	5	1	7	-0.3	23.23	PB
55	524	KAUFMAN Sean Michael	PHI	28 APR 1998	3	1	6	+0.3	23.62	
56	98	KADDA Jean Bruno	CAF	04 JAN 2001	3	5	7	+0.3	24.06	
57	520	AL-MAQBALI Saif Abdullah	OMA	23 FEB 1997	7	7	6	-0.8	24.37	PB

NOT RANKED

505	MEINSETH Even	NOR	22 MAY 1996	9	6			-0.5	DNS	
291	ANSAH Sarfo	GHA	30 JUL 1998	7	3			-0.8	DNS	
103	KOWALCHUK Karson	CAN	30 DEC 1998	7	2			-0.8	DNS	
58	SUTRADHAR Uzzal Chandra	BAN	12 SEP 1995	4	5			-1.3	DNS	
542	NASCIMENTO Carlos	POR	12 OCT 1994	4	7			-1.3	DNS	
177	SCHOU-NIELSEN Frederik	DEN	05 FEB 1996	1	6			+0.3	DNS	
551	NEAGOE Ionut-Andrei	ROU	11 JUN 1994	9	3			-0.5	DNS	
592	YAP Timothee	SGP	05 NOV 1994	1	2			+0.3	DNF	
425	ALSUBAIE Abdullah	KSA	17 APR 2000	5	8			-0.3	DNF	
116	GERMAIN Sergio	CHI	18 AUG 1994	4	2			-1.3	DNF	
722	MALIAMUNGU Yahaya	UGA	25 JUL 2000	3	8			+0.3	DQ	163.3a
1	MURATAJ Edmond	ALB	06 JUN 1997	5	7	6		-0.3	DQ	163.3a

Qualification: First 2 in each heat (Q) and 6 fastest (q) to Semifinal

Legend

DQ = Disqualified
DNF = Did Not Finish
R.T. = Reaction

DNS = Did Not Start
Fn = False Start

Napoli (ITA) July 8-13 2019

ATM0020300_74A 1.0

Data Processing and Timing by Microplus - www.microplustiming.com

Report Created 10 JUL 2019 at 12:28

2



SUMMARY



RANK BIB SURNAME & NAME CTRY DATE OF BIRTH HEAT LANE RANK WIND TIME

Men's 200 m - Semifinal *M.F.*

WR UR	19.19 BOLT Usain 19.72 MENNEA Pietro	1986 JAM ITA	BÉRLIN CIUDAD DE ME	20 AUG 2009 12 SEP 1979
1	81 CAMILO Paulo Andre	BRA	20 AUG 1998	1 6 1 -0.2 20.71 Q
2	389 YAMASHITA Jun	JPN	23 AUG 1997	1 3 2 -0.2 20.73 Q
3	339 LAWLER Marcus	IRL	28 FEB 1995	1 5 3 -0.2 20.73 q
4	581 VAN WYK Chederick M.	RSA	18 FEB 1995	3 3 1 -0.6 20.77 Q
5	238 BROOME Jordan Dion	GBR	04 DEC 1996	2 5 1 +0.2 20.80 Q
6	668 VOLKO Jan	SVK	02 NOV 1996	2 6 2 +0.2 20.83 Q
7	406 KO Seunghwan	KOR	14 NOV 1997	2 3 3 +0.2 20.99 q
8	363 TANZILLI Simone	ITA	26 APR 1996	1 7 4 -0.2 21.07
9	158 STROMSIK Zdenek	CZE	25 NOV 1994	3 5 2 -0.6 21.07 Q PB
10	693 WEI Tai-Sheng	TPE	20 AUG 2000	3 6 3 -0.6 21.08
11	384 SOMEYA Yoshihiro	JPN	14 JUL 1998	2 4 4 +0.2 21.09
12	661 WICKI Silvan	SUI	13 FEB 1995	1 8 5 -0.2 21.13
13	334 VARIYATHODI Muhammed A.	IND	01 JUN 1998	3 8 4 -0.6 21.18
14	687 VEERAVONGGRATANASIRI N.	THA	03 FEB 1997	1 2 6 -0.2 21.37
15	55 FUCHS Markus	AUT	14 NOV 1995	3 7 5 -0.6 21.37
16	341 PERSIADO Imri	ISR	25 MAY 1994	2 7 5 +0.2 21.40
17	127 JIANG Jiehua	CHN	15 APR 1996	3 1 6 -0.6 21.41
18	359 PIVOTTO Pietro	ITA	29 APR 1995	3 2 7 -0.6 21.48
19	78 TALANE Xholani	BOT	25 SEP 1997	1 1 7 -0.2 21.68
20	134 WANG Yu	CHN	02 FEB 1994	2 8 6 +0.2 21.69
21	695 YANG Chun-Han	TPE	01 JAN 1997	1 4 8 -0.2 23.37

NOT RANKED

765	TAFIRENYIKA Leon	ZIM	24 FEB 1999	2 1 +0.2 DNF
85	DO NASCIMENTO Rodrigo	BRA	26 SEP 1994	2 2 4 +0.2 DQ 163.3a
484	RAMIREZ RODRIGUEZ Cesar	MEX	21 JAN 1994	3 4 -0.6 DQ 163.3a

Qualification: First 2 in each heat (Q) and 2 fastest (q) to Final

Legend

DQ = Disqualified
DNF = Did Not Finish
R.T. = Reaction

DNS = Did Not Start
Fn = False Start



RESULTS



RANK BIB SURNAME & NAME CTRY DATE OF BIRTH LANE R.T. TIME

Men's 200 m - Final 11.7.

WR 19.19 BOLT Usain 1986 JAM BERLIN 20 AUG 2009
UR 19.72 MENNEA Pietro ITA CIUDAD DE ME 12 SEP 1979

FINAL (Wind: +0.5 m/s)

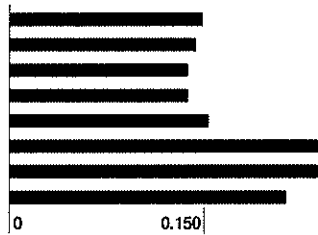
Table with 8 rows of race results including rank, bib, name, country, date of birth, lane, reaction time, and finish time.

Details: Start time:20:10 Temperature:+27°C Humidity:59%

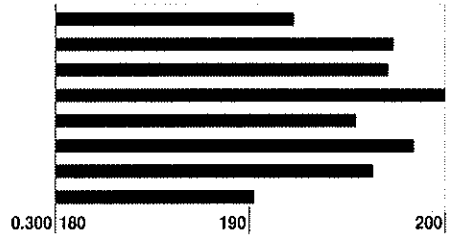
LANE COMPETITOR

- 1 KO,Seunghwan
2 LAWLER,Marcus
3 YAMASHITA,Jun
4 CAMILO,Paulo Andre
5 BROOME,Jordan Dion
6 VAN WYK,Chederick M.
7 VOLKO,Jan
8 STROMSIK,Zdenek

REACTION (SECONDS)



FINISH (METERS)



As of 11/07/2019 at 20:16

Legend

DQ = Disqualified DNF = Did Not Finish R.T. = Reaction DNS = Did Not Start Fn = False Start



400 m - Men - 1st Round - Heat 1 of 7 / 08.07.

Rank	Lane	Bib	Name	Nat	Result		
1	7	375	KITADANI Naoki	JPN	47.55 R.T. 0.276	Q	
2	1	576	SEELIGER Jon Randolph	RSA	47.81 R.T. 0.144	Q	
3	4	393	SOKOLOV Andrey	KAZ	48.06 R.T. 0.261	Q	SB
4	5	552	RADU Cristian	ROU	48.21 R.T. 0.276		
5	3	447	PACEVICIUS Rokas	LTU	48.22 R.T. 0.127		SB
6	2	295	TORGBENU Etiam Kwaku	GHA	48.37 R.T. 0.213		
7	8	141	ZHU Zilong	CHN	48.73 R.T. 0.320		
8	6	14	ARNOLD Eric Joel	ARG	50.46 R.T. 0.272		SB

400 m - Men - 1st Round - Heat 2 of 7

Rank	Lane	Bib	Name	Nat	Result		
1	5	561	ISAACS Gardeo Edward	RSA	47.03 R.T. 0.241	Q	
2	4	696	YANG Lung-Hsiang	TPE	47.06 R.T. 0.271	Q	
3	3	147	RUZIC Mateo	CRO	47.55 R.T. 0.198	Q	
4	6	438	MERHE MORTADA Mohamad	LBN	49.46 R.T. 0.361		
5	7	758	CHABALA Obrey	ZAM	50.09 R.T. 0.321		
6	8	633	VALIC Lovrenc	SLO	50.20 R.T. 0.381		
7	2	760	KAHONGO Patrick	ZAM	51.03 R.T. 0.232		

400 m - Men - 1st Round - Heat 3 of 7

Rank	Lane	Bib	Name	Nat	Result		
1	3	663	BUJNA Simon	 SVK	47.24 R.T. 0.238	Q	PB
2	5	534	KOWALUK Dariusz	 POL	47.25 R.T. 0.275	Q	
3	4	587	MENDY Frederic	 SEN	47.45 R.T. 0.289	Q	
4	7	288	ABDUL Razak	 GHA	47.51 R.T. 0.325	q	PB
5	6	738	POZDNYAKOV Oleksiy	 UKR	47.98 R.T. 0.306		
6	2	721	KWEMOI Caleb	 UGA	48.31 R.T. 0.226		
7	8	76	OMONDI Lesedi Joshwa	 BOT	49.47 R.T. 0.433		
8	1	176	PESCHARDT Frederik	 DEN	50.42 R.T. 0.181		


400 m - Men - 1st Round - Heat 4 of 7

Rank	Lane	Bib	Name	Nat	Result		
1	6	586	DIOUF Cheikh Tidiane	 SEN	46.77 R.T. 0.333	Q	
2	4	412	MO Ilhwan	 KOR	46.94 R.T. 0.253	Q	
3	2	74	MESHACK Clifton Kagisan	 BOT	47.03 R.T. 0.284	Q	
4	1	765	TAFIRENYIKA Leon	 ZIM	47.07 R.T. 0.193	q	PB
5	3	728	OROMA Williamson	 UGA	49.21		
6	7	96	STOYANOV Zhivko	 BUL	49.35 R.T. 0.335		SB
7	8	469	ESANU Cristin	 MDA	49.50 R.T. 0.423		
8	5	425	ALSUBAIE Abdullah	 KSA	49.59 R.T. 0.261		

400 m - Men - 1st Round - Heat 5 of 7

Rank	Lane	Bib	Name	Nat	Result		
1	8	391	LITVIN Mikhail	 KAZ	46.39 R.T. 0.362	Q	SB
2	4	374	KAWAUCHI Mitsuki	 JPN	46.67 R.T. 0.232	Q	
3	7	537	SUWARA Wiktor	 POL	46.93 R.T. 0.275	Q	
4	3	707	ALTINTAS Batuhan	 TUR	47.14	q	
5	2	591	TAN Zong Yang	 SGP	48.16 R.T. 0.201		
6	5	467	YAU CHUNG Cheah	 MAS	48.37 R.T. 0.259		SB
7	1	98	KADDA Jean Bruno	 CAF	51.99 R.T. 0.199		PB
8	6	437	EL DAOU Mahmoud	 LBN	1:57.60 R.T. 0.371		

400 m - Men - 1st Round - Heat 6 of 7



























Rank	Lane	Bib	Name	Nat	Result		
1	2	477	MENDOZA FALCON Valente	 MEX	46.39 R.T. 0.217	Q	
2	3	731	DANYLENKO Danylo	 UKR	46.58 R.T. 0.195	Q	PB
3	8	135	WU Lei	 CHN	47.82 R.T. 0.360	Q	
4	5	455	EL AOUI Anouar	 MAR	48.18 R.T. 0.313		
5	7	190	UTSMUTS Sten	 EST	49.59 R.T. 0.299		
6	1	742	DURHAM Jahquez Jaquan	 USA	49.62 R.T. 0.177		
7	6	518	AL-GHEILANI Usama Abdul	 OMA	49.85 R.T. 0.288		
8	4	643	OLIDURAGE Ishan L.	 SRI	50.77 R.T. 0.237		






400 m - Men - 1st Round - Heat 7 of 7

Rank	Lane	Bib	Name	Nat	Result	
1	2	699	YU Chen-Yi	TPE	47.11 R.T. 0.181	Q
2	4	749	PALMER Isatah Gabriel	USA	47.41 R.T. 0.230	Q
3	8	686	SUNTHONTHUAM Phitchaya	THA	47.83 R.T. 0.353	Q
4	1	677	KONGKRAPHAN Nattapong	THA	48.14 R.T. 0.225	
5	3	461	KAR JUN Kwong	MAS	48.89 R.T. 0.233	
6	7	649	KAVINDU Laknath	SRI	49.22 R.T. 0.381	
7	6	522	AL-SULEIMANI Mohammed H.	OMA	49.29 R.T. 0.459	PB
	5	764	MACHINGURA Roy	ZIM	DNS	

400 m - Men - 1st Round - Summary - OFFICIAL

Pos	Bib	Name	Nat	Result	Heat	Lane	Pos	Wind
1	391	LITVIN Mikhail	KAZ	(SB) 46.39	Q 5	8	1	
1	477	MENDOZA FALCON Valente	MEX	46.39	Q 6	2	1	
3	731	DANYLENKO Danylo	UKR	(PB) 46.58	Q 6	3	2	
4	374	KAWAUCHI Mitsuki	JPN	46.67	Q 5	4	2	
5	586	DIOUF Cheikh Tidiane	SEN	46.77	Q 4	6	1	
6	537	SUWARA Wiktor	POL	46.93	Q 5	7	3	
7	412	MO Ilhwan	KOR	46.94	Q 4	4	2	
8	74	MESHACK Clifton Kagisan	BOT	47.03	Q 4	2	3	
9	561	ISAACS Gardeo Edward	RSA	47.03	Q 2	5	1	
10	696	YANG Lung-Hsiang	TPE	47.06	Q 2	4	2	
11	765	TAFIRENYIKA Leon	ZIM	(PB) 47.07	q 4	1	4	
12	699	YU Chen-Yi	TPE	47.11	Q 7	2	1	

13	707	ALTINTAS Batuhan	 TUR	47.14	q	5	3	4
14	663	BUJNA Simon	 SVK	(PB) 47.24	Q	3	3	1
15	534	KOWALUK Dariusz	 POL	47.25	Q	3	5	2
16	749	PALMER Isaiah Gabriel	 USA	47.41	Q	7	4	2
17	587	MENDY Frederic	 SEN	47.45	Q	3	4	3
18	288	ABDUL Razak	 GHA	(PB) 47.51	q	3	7	4
19	375	KITADANI Naoki	 JPN	47.55	Q	1	7	1
20	147	RUZIC Mateo	 CRO	47.55	Q	2	3	3
21	576	SEELIGER Jon Randolph	 RSA	47.81	Q	1	1	2
22	135	WU Lei	 CHN	47.82	Q	6	8	3
23	686	SUNTHONTHUAM Phitchaya	 THA	47.83	Q	7	8	3
24	738	POZDNYAKOV Olexsiy	 UKR	47.98		3	6	5
25	393	SOKOLOV Andrey	 KAZ	(SB) 48.06	Q	1	4	3
26	677	KONGKRAPHAN Nattapong	 THA	48.14		7	1	4
27	591	TAN Zong Yang	 SGP	48.16		5	2	5
28	455	EL AOUI Anouar	 MAR	48.18		6	5	4
29	552	RADU Cristian	 ROU	48.21		1	5	4
30	447	PACEVICIUS Rokas	 LTU	(SB) 48.22		1	3	5
31	721	KWEMOI Caleb	 UGA	48.31		3	2	6
32	295	TORGбенU Etiam Kwaku	 GHA	48.37		1	2	6
32	467	YAU CHUNG Cheah	 MAS	(SB) 48.37		5	5	6
34	141	ZHU Zilong	 CHN	48.73		1	8	7
35	461	KAR JUN Kwong	 MAS	48.89		7	3	5
36	728	OROMA Williamson	 UGA	49.21		4	3	5
37	649	KAVINDU Laknath	 SRI	49.22		7	7	6
38	522	AL-SULEIMANI Mohammed H.	 OMA	(PB) 49.29		7	6	7
39	96	STOYANOV Zhivko	 BUL	(SB) 49.35		4	7	6

40	438	MERHE MORTADA Mohamad	 LBN	49.46	2	6	4
41	76	OMONDI Lesedi Joshwa	 BOT	49.47	3	8	7
42	469	ESANU Cristin	 MDA	49.50	4	8	7
43	425	ALSUBAIE Abdullah	 KSA	49.59	4	5	8
44	190	UTSMUTS Sten	 EST	49.59	6	7	5
45	742	DURHAM Jahquez Jaquan	 USA	49.62	6	1	6
46	518	AL-GHEILANI Usama Abdul	 OMA	49.85	6	6	7
47	758	CHABALA Obrey	 ZAM	50.09	2	7	5
48	633	VALIC Lowrenc	 SLO	50.20	2	8	6
49	176	PESCHARDT Frederik	 DEN	50.42	3	1	8
50	14	ARNOLD Eric Joel	 ARG	(SB) 50.46	1	6	8
51	643	OLIDURAGE Ishan L.	 SRI	50.77	6	4	8
52	760	KAHONGO Patrick	 ZAM	51.03	2	2	7
53	98	KADDA Jean Bruno	 CAF	(PB) 51.99	5	1	7
54	437	EL DAOU Mahmoud	 LBN	1:57.60	5	6	8
	764	MACHINGURA Roy	 ZIM	DNS	7	5	



SUMMARY



RANK BIB SURNAME & NAME CTRY DATE OF BIRTH HEAT LANE RANK WIND TIME

Men's 400 m - Semifinal | 97.

WR	UR	43.03 VAN NIEKERK Wayde	1992	RSA	RIO DE JANEI	14 AUG 2016
		44.81 CHUKWU Clement		NGR	CATANIA	30 AUG 1997
1	477	MENDOZA FALCON Valente	MEX	17 JAN 1997	3 4 1	45.75 Q PB
2	391	LITVIN Mikhail	KAZ	05 JAN 1996	2 5 1	45.84 Q SB
3	561	ISAACS Gardeo Edward	RSA	27 DEC 1998	1 6 1	46.02 Q
4	374	KAWAUCHI Mitsuki	JPN	02 JUN 1997	1 5 2	46.05 Q
5	731	DANYLENKO Danylo	UKR	10 OCT 1994	3 5 2	46.09 Q PB
6	586	DIOUF Cheikh Tidiane	SEN	23 MAR 1995	1 4 3	46.31 q
7	537	SUWARA Wiktor	POL	24 JUL 1996	1 7 4	46.40 q PB
8	375	KITADANI Naoki	JPN	12 NOV 1998	2 6 2	46.57 Q
9	749	PALMER Isaiah Gabriel	USA	17 JUL 1998	2 8 3	46.59
10	696	YANG Lung-Hsiang	TPE	13 SEP 1996	2 3 4	46.67
11	534	KOWALUK Dariusz	POL	16 APR 1996	3 3 3	46.77
12	74	MESHACK Clifton Kagisan	BOT	27 DEC 1996	1 8 5	46.80 SB
13	699	YU Chen-Yi	TPE	30 DEC 1996	3 6 4	46.86
14	663	BUJNA Simon	SVK	27 DEC 1995	2 4 5	46.94 PB
15	587	MENDY Frederic	SEN	24 DEC 1995	3 7 5	47.16
16	707	ALTINTAS Batuhan	TUR	28 APR 1996	3 2 6	47.18
17	135	WU Lei	CHN	09 JUL 1996	2 1 6	47.26
18	765	TAFIRENYIKA Leon	ZIM	24 FEB 1999	1 2 6	47.32
19	686	SUNTHONTHUAM Phitchaya	THA	31 AUG 1999	3 1 7	47.38
20	576	SEELIGER Jon Randolph	RSA	27 APR 1995	3 8 8	47.60
21	288	ABDUL Razak	GHA	12 JUN 2000	2 2 7	47.60 PB
22	393	SOKOLOV Andrey	KAZ	21 JAN 1995	1 1 7	47.97 SB
23	147	RUZIC Mateo	CRO	16 AUG 1994	2 7 8	48.09

NOT RANKED

412	MO Ilhwan	KOR	18 MAY 1999	1 3	DQ	163.3a
-----	-----------	-----	-------------	-----	----	--------

Qualification: First 2 in each heat (Q) and 2 fastest (q) to Final

Legend

DQ = Disqualified
DNF = Did Not Finish
R.T. = Reaction

DNS = Did Not Start
Fn = False Start



RESULTS



RANK BIB SURNAME & NAME CTRY DATE OF BIRTH LANE R.T. TIME

Men's 400 m - Final 110.7.

WR 43.03 VAN NIEKERK Wayde 1992 RSA RIO DE JANEI 14 AUG 2016
 UR 44.81 CHUKWU Clement NGR CATANIA 30 AUG 1997

FINAL

RANK	BIB	SURNAME & NAME	CTRY	DATE OF BIRTH	LANE	R.T.	TIME	
1	477	MENDOZA FALCON Valente	MEX	17 JAN 1997	4	0.216	45.63	PB
2	391	LITVIN Mikhail	KAZ	05 JAN 1996	3	0.228	45.77	SB
3	561	ISAACS Gardeo Edward	RSA	27 DEC 1998	6	0.241	45.89	
4	731	DANYLENKO Danylo	UKR	10 OCT 1994	7	0.315	46.23	PB
5	537	SUWARA Wiktor	POL	24 JUL 1996	1	0.181	46.36	PB
6	374	KAWAUCHI Mitsuki	JPN	02 JUN 1997	5	0.274	46.62	
7	586	DIOUF Cheikh Tidiane	SEN	23 MAR 1995	2	0.182	46.64	
8	375	KITADANI Naoki	JPN	12 NOV 1998	8	0.291	46.69	

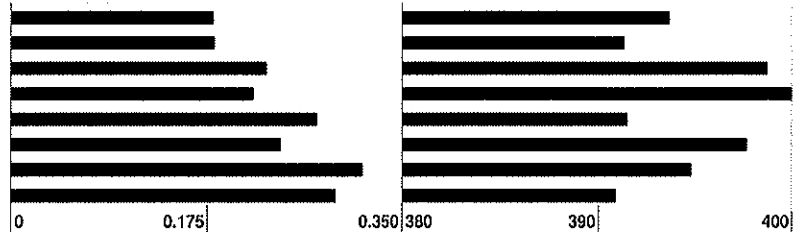
Details: Start time:19:50 Temperature:+26°C Humidity:62%

LANE COMPETITOR

- 1 SUWARA, Wiktor
- 2 DIOUF, Cheikh Tidiane
- 3 LITVIN, Mikhail
- 4 MENDOZA FALCON, Valen
- 5 KAWAUCHI, Mitsuki
- 6 ISAACS, Gardeo Edward
- 7 DANYLENKO, Danylo
- 8 KITADANI, Naoki

REACTION (SECONDS)

FINISH (METERS)



As of 10/07/2019 at 19:55

Legend

DQ = Disqualified
 DNF = Did Not Finish
 R.T. = Reaction


DNS = Did Not Start
 Fn = False Start

Napoli (ITA) July 8-13 2019

ATM0040601_73A 1.0

Data Processing and Timing by Microplus - www.microplustiming.com

Report Created 10 JUL 2019 at 19:57





RESULTS



RANK BIB SURNAME & NAME CTRY DATE OF BIRTH LANE R.T. TIME

Men's 800 m - 1st Round *11/7*

WR 1:40.91 RUDISHA David 1988 KEN LONDON 09 AUG 2012
 UR 1:43.44 JUANTORENA Alberto CUB SOFIA 21 AUG 1977

HEAT 1 OF 5

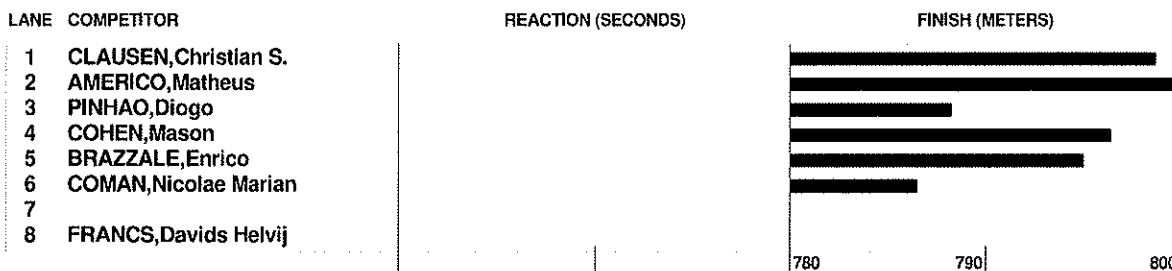
1	79	AMERICO Matheus	BRA	09 APR 1996	2	1:51.05	Q
2	167	CLAUSEN Christian S.	DEN	04 AUG 1996	1	1:51.22	Q
3	35	COHEN Mason	AUS	19 SEP 1996	4	1:51.54	Q
4	348	BRAZZALE Enrico	ITA	03 AUG 1995	5	1:51.74	Q
5	544	PINHAO Diogo	POR	04 APR 1998	3	1:52.70	
6	546	COMAN Nicolae Marian	ROU	18 DEC 1996	6	1:52.95	
7	431	FRANCS Davids Helvijs	LAT	29 AUG 1996	8	2:01.06	SB

Qualification: First 4 in each heat (Q) and 4 fastest (q) to Semifinal

Intermediate point leaders (Bib and Time):

400 m : 79 55.70

Details: Start time:11:00 Temperature:+27°C Humidity:43%



As of 11/07/2019 at 11:41

Legend

DQ = Disqualified
 DNF = Did Not Finish
 R.T. = Reaction
 DNS = Did Not Start
 Fn = False Start



RESULTS



RANK BIB SURNAME & NAME CTRY DATE OF BIRTH LANE R.T. TIME

Men's 800 m - 1st Round

WR 1:40.91 RUDISHA David 1988 KEN LONDON 09 AUG 2012
 UR 1:43.44 JUANTORENA Alberto CUB SOFIA 21 AUG 1977

HEAT 2 OF 5

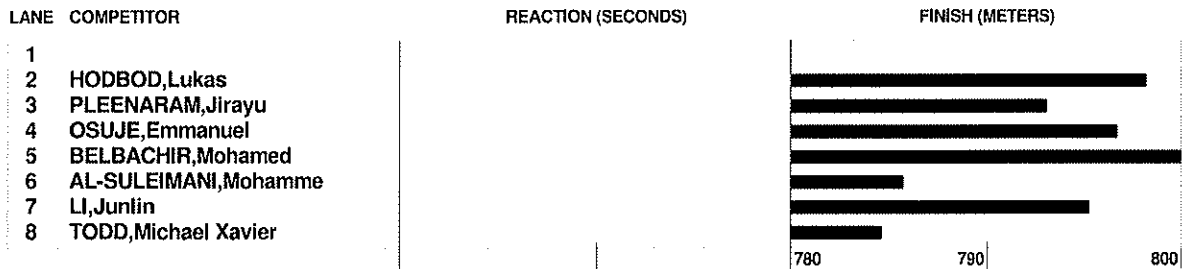
RANK	BIB	SURNAME & NAME	CTRY	DATE OF BIRTH	LANE	R.T.	TIME
1	2	BELBACHIR Mohamed	ALG	11 JAN 1994	5		1:50.27 Q
2	154	HODBOD Lukas	CZE	02 MAR 1996	2		1:50.51 Q
3	729	OSUJE Emmanuel	UGA	25 DEC 1996	4		1:50.72 Q
4	128	LI Junlin	CHN	06 AUG 1998	7		1:50.92 Q
5	681	PLEENARAM Jirayu	THA	09 FEB 1996	3		1:51.23 q PB
6	522	AL-SULEIMANI Mohammed H.	OMA	29 MAR 2001	6		1:52.27 q SB
7	750	TODD Michael Xavier	USA	27 MAR 1997	8		1:52.43 q

Qualification: First 4 in each heat (Q) and 4 fastest (q) to Semifinal

Intermediate point leaders (Bib and Time):

400 m : 2 54.70

Details: Start time:11:06 Temperature:+27°C Humidity:43%



As of 11/07/2019 at 11:41

Legend

DQ = Disqualified
 DNF = Did Not Finish
 R.T. = Reaction
 DNS = Did Not Start
 Fn = False Start



RESULTS



RANK BIB SURNAME & NAME CTRY DATE OF BIRTH LANE R.T. TIME

Men's 800 m - 1st Round

WR 1:40.91 RUDISHA David 1988 KEN LONDON 09 AUG 2012
 UR 1:43.44 JUANTORENA Alberto CUB SOFIA 21 AUG 1977

HEAT 3 OF 5

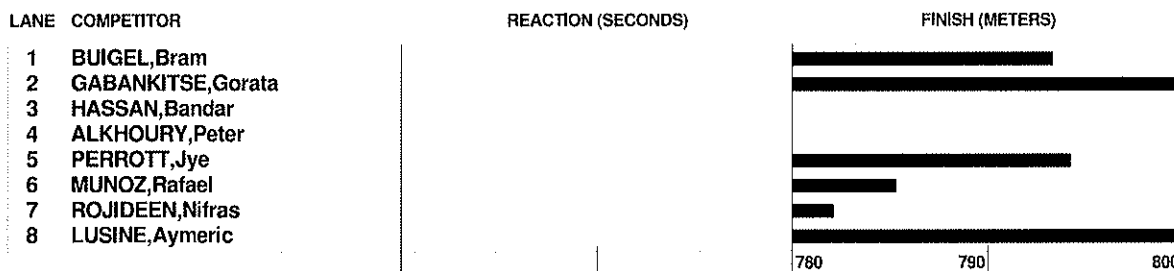
1	73	GABANKITSE Gorata	BOT	07 SEP 1997	2	1:49.98	Q SB
2	232	LUSINE Aymeric	FRA	13 SEP 1995	8	1:49.99	Q
3	49	PERROTT Jye	AUS	06 AUG 1998	5	1:50.77	Q
4	491	BUIGEL Bram	NED	12 MAY 1995	1	1:50.90	Q
5	118	MUNOZ Rafael	CHI	12 MAY 1997	6	1:52.04	q
6	648	ROJIDEEN Nifras	SRI	02 AUG 1996	7	1:52.49	PB
7	435	ALKHOURY Peter	LBN	28 JUN 1999	4	1:52.83	
8	427	HASSAN Bandar	KSA	22 AUG 1997	3	2:20.38	

Qualification: First 4 in each heat (Q) and 4 fastest (q) to Semifinal

Intermediate point leaders (Bib and Time):

400 m : 491 53.60

Details: Start time:11:13 Temperature:+27°C Humidity:43%



As of 11/07/2019 at 11:41

Legend

DQ = Disqualified
 DNF = Did Not Finish
 R.T. = Reaction
 DNS = Did Not Start
 Fn = False Start

Napoli (ITA) July 8-13 2019

ATM0080304_73A 1.0

Data Processing and Timing bt Microplus - www.microplustiming.com

Report Created 11 JUL 2019 at 11:42



RESULTS



RANK BIB SURNAME & NAME CTRY DATE OF BIRTH LANE R.T. TIME

Men's 800 m - 1st Round

WR 1:40.91 RUDISHA David 1988 KEN LONDON 09 AUG 2012
 UR 1:43.44 JUANTORENA Alberto CUB SOFIA 21 AUG 1977

HEAT 4 OF 5

1	458	ZAHAFI Moad	MAR	09 MAY 1998	8	1:50.70 Q
2	3	CHERRAD Oussama	ALG	06 MAR 2000	6	1:51.61 Q
3	361	RICCOBON Enrico	ITA	29 MAR 1995	4	1:51.84 Q
4	65	MINORS Dage	BER	26 OCT 1995	3	1:53.44 Q
5	190	UTSMUTS Sten	EST	20 JUL 1994	5	1:54.09
6	95	STOYANOV Hristiyan	BUL	20 AUG 1998	7	1:54.22 PB

NOT RANKED

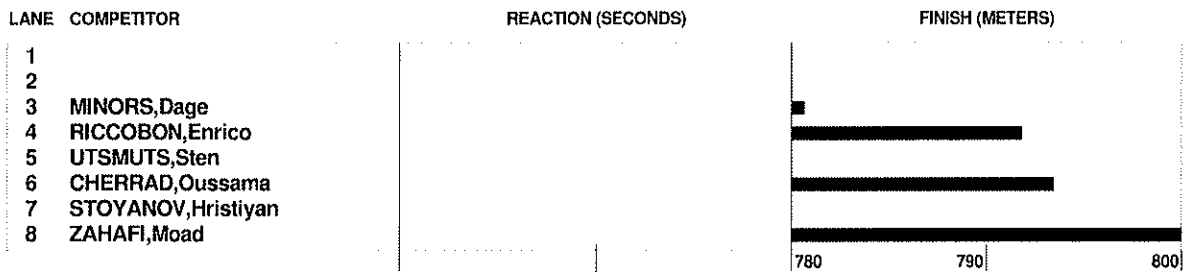
760 KAHONGO Patrick ZAM 21 APR 1998 2 DNS

Qualification: First 4 in each heat (Q) and 4 fastest (q) to Semifinal

Intermediate point leaders (Bib and Time):

400 m : 95 56.48

Details: Start time:11:19 Temperature:+27°C Humidity:43%



As of 11/07/2019 at 11:41

Legend

DQ = Disqualified
 DNF = Did Not Finish
 R.T. = Reaction
 DNS = Did Not Start
 Fn = False Start





RESULTS



RANK BIB SURNAME & NAME CTRY DATE OF BIRTH LANE R.T. TIME

Men's 800 m - 1st Round

WR 1:40.91 RUDISHA David 1988 KEN LONDON 09 AUG 2012
 UR 1:43.44 JUANTORENA Alberto CUB SOFIA 21 AUG 1977

HEAT 5 OF 5

1	721	KWEMOI Caleb	UGA	24 APR 2001	7	1:51.82 Q
2	157	SNEJDR Filip	CZE	16 APR 1995	5	1:51.85 Q
3	559	FARO Duran Fianco	RSA	05 FEB 1994	2	1:52.09 Q
4	515	PRESTON James	NZL	05 AUG 1997	3	1:52.20 Q
5	426	ALYAMI Sami	KSA	04 MAY 1999	4	1:52.45 PB
6	17	GAVIOLA Julian Alberto	ARG	09 JUN 1998	8	1:52.75
7	632	SIMENKO LALIC Tilen	SLO	14 AUG 1998	6	1:52.85

NOT RANKED

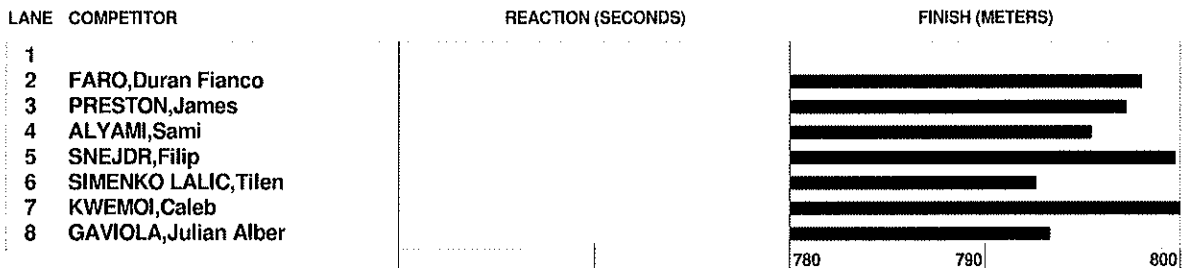
199 HAILE Tariku Mekonen ETH 08 DEC 1996 1 DNF

Qualification: First 4 in each heat (Q) and 4 fastest (q) to Semifinal

Intermediate point leaders (Bib and Time):

400 m : 721 53.66

Details: Start time:11:25 Temperature:+27°C Humidity:43%



As of 11/07/2019 at 11:41

Legend

DQ = Disqualified
 DNF = Did Not Finish
 R.T. = Reaction
 DNS = Did Not Start
 Fn = False Start

Napoli (ITA) July 8-13 2019

ATM0080304_73A 1.0

Data Processing and Timing by Microplus - www.microplustiming.com

Report Created 11 JUL 2019 at 11:42



SUMMARY



RANK BIB SURNAME & NAME CTRY DATE OF BIRTH HEAT ORD RANK TIME T.ISCR.

Men's 800 m - 1st Round

WR UR		1:40.91 RUDISHA David 1:43.44 JUANTORENA Alberto	1988 KEN CUB	LONDON SOFIA	09 AUG 2012 21 AUG 1977					
1	73	GABANKITSE Gorata	BOT	07 SEP 1997	3	2	1	1:49.98	Q SB	1:50.63
2	232	LUSINE Aymeric	FRA	13 SEP 1995	3	8	2	1:49.99	Q	1:46.89
3	2	BELBACHIR Mohamed	ALG	11 JAN 1994	2	5	1	1:50.27	Q	1:46.00
4	154	HODBOD Lukas	CZE	02 MAR 1996	2	2	2	1:50.51	Q	1:48.34
5	458	ZAHAFI Moad	MAR	09 MAY 1998	4	8	1	1:50.70	Q	1:46.79
6	729	OSUJE Emmanuel	UGA	25 DEC 1996	2	4	3	1:50.72	Q	1:49.51
7	49	PERROTT Jye	AUS	06 AUG 1998	3	5	3	1:50.77	Q	1:46.93
8	491	BUIGEL Bram	NED	12 MAY 1995	3	1	4	1:50.90	Q	1:49.18
9	128	LI Junlin	CHN	06 AUG 1998	2	7	4	1:50.92	Q	1:47.71
10	79	AMERICO Matheus	BRA	09 APR 1996	1	2	1	1:51.05	Q	1:49.08
11	167	CLAUSEN Christian S.	DEN	04 AUG 1996	1	1	2	1:51.22	Q	1:50.78
12	681	PLEENARAM Jirayu	THA	09 FEB 1996	2	3	5	1:51.23	q PB	1:51.73
13	35	COHEN Mason	AUS	19 SEP 1996	1	4	3	1:51.54	Q	1:46.91
14	3	CHERRAD Oussama	ALG	06 MAR 2000	4	6	2	1:51.61	Q	1:47.36
15	348	BRAZZALE Enrico	ITA	03 AUG 1995	1	5	4	1:51.74	Q	1:46.93
16	721	KWEMOI Caleb	UGA	24 APR 2001	5	7	1	1:51.82	Q	1:49.25
17	361	RICCOBON Enrico	ITA	29 MAR 1995	4	4	3	1:51.84	Q	1:49.20
18	157	SNEJDR Filip	CZE	16 APR 1995	5	5	2	1:51.85	Q	1:48.38
19	118	MUNOZ Rafael	CHI	12 MAY 1997	3	6	5	1:52.04	q	1:48.98
20	559	FARO Duran Fianco	RSA	05 FEB 1994	5	2	3	1:52.09	Q	1:46.67
21	515	PRESTON James	NZL	05 AUG 1997	5	3	4	1:52.20	Q	1:47.61
22	522	AL-SULEIMANI Mohammed H.	OMA	29 MAR 2001	2	6	6	1:52.27	q SB	1:52.86
23	750	TODD Michael Xavier	USA	27 MAR 1997	2	8	7	1:52.43	q	1:49.93
24	426	ALYAMI Sami	KSA	04 MAY 1999	5	4	5	1:52.45	PB	1:53.00
25	648	ROJIDEEN Nifras	SRI	02 AUG 1996	3	7	6	1:52.49	PB	1:56.40
26	544	PINHAO Diogo	POR	04 APR 1998	1	3	5	1:52.70		1:50.72
27	17	GAVIOLA Julian Alberto	ARG	09 JUN 1998	5	8	6	1:52.75		1:51.09
28	435	ALKHOURY Peter	LBN	28 JUN 1999	3	4	7	1:52.83		1:50.89
29	632	SIMENKO LALIC Tilen	SLO	14 AUG 1998	5	6	7	1:52.85		1:49.99
30	546	COMAN Nicolae Marian	ROU	18 DEC 1996	1	6	6	1:52.95		1:49.10
31	65	MINORS Dage	BER	26 OCT 1995	4	3	4	1:53.44	Q	1:48.53
32	190	UTSMUTS Sten	EST	20 JUL 1994	4	5	5	1:54.09		1:51.03
33	95	STOYANOV Hristiyan	BUL	20 AUG 1998	4	7	6	1:54.22	PB	1:54.31
34	431	FRANCS Davids Helvijs	LAT	29 AUG 1996	1	8	7	2:01.06	SB	2:02.64
35	427	HASSAN Bandar	KSA	22 AUG 1997	3	3	8	2:20.38		2:05.00

NOT RANKED

760	KAHONGO Patrick	ZAM	21 APR 1998	4	2	DNS
199	HAILE Tariku Mekonen	ETH	08 DEC 1996	5	1	DNF

Qualification: First 4 in each heat (Q) and 4 fastest (q) to Semifinal

Legend

DQ = Disqualified
DNF = Did Not Finish
ORD = Order

DNS = Did Not Start
* = Caution

Napoli (ITA) July 8-13 2019

ATM0080300_74A 1.0

Data Processing and Timing by Microplus - www.microplustiming.com

Report Created 11 JUL 2019 at 11:44

1



SUMMARY



RANK BIB SURNAME & NAME CTRY DATE OF BIRTH HEAT LANE RANK WIND TIME

Men's 800 m - Semifinal 12.7

WR UR		1:40.91 RUDISHA David 1:43.44 JUANTORENA Alberto	1988	KEN CUB	LONDON SOFIA				09 AUG 2012 21 AUG 1977
1	458	ZAHAFI Moad	MAR	09 MAY 1998	2	4	1	1:47.63	Q
2	2	BELBACHIR Mohamed	ALG	11 JAN 1994	3	6	1	1:47.86	Q
3	232	LUSINE Aymeric	FRA	13 SEP 1995	2	6	2	1:48.02	Q
4	157	SNEJDR Filip	CZE	16 APR 1995	3	4	2	1:48.11	Q SB
5	128	LI Junlin	CHN	06 AUG 1998	2	3	3	1:48.14	q
6	515	PRESTON James	NZL	05 AUG 1997	2	5	4	1:48.68	q
7	491	BUIGEL Bram	NED	12 MAY 1995	2	8	5	1:48.90	PB
8	73	GABANKITSE Gorata	BOT	07 SEP 1997	2	2	6	1:49.00	SB
9	721	KWEMOI Caleb	UGA	24 APR 2001	3	8	3	1:49.28	
10	49	PERROTT Jye	AUS	06 AUG 1998	3	5	4	1:49.49	
11	167	CLAUSEN Christian S.	DEN	04 AUG 1996	2	1	7	1:49.50	PB
12	361	RICCOBON Enrico	ITA	29 MAR 1995	1	7	1	1:49.54	Q
13	154	HODBOD Lukas	CZE	02 MAR 1996	1	3	2	1:49.76	Q
14	3	CHERRAD Oussama	ALG	06 MAR 2000	1	4	3	1:49.76	
15	35	COHEN Mason	AUS	19 SEP 1996	1	6	4	1:49.98	
16	348	BRAZZALE Enrico	ITA	03 AUG 1995	3	3	5	1:50.27	
17	559	FARO Duran Fianco	RSA	05 FEB 1994	1	5	5	1:50.53	
18	729	OSUJE Emmanuel	UGA	25 DEC 1996	1	1	6	1:50.90	
19	79	AMERICO Matheus	BRA	09 APR 1996	2	7	8	1:50.95	
20	681	PLEENARAM Jirayu	THA	09 FEB 1996	1	2	7	1:51.17	PB
21	750	TODD Michael Xavier	USA	27 MAR 1997	3	1	6	1:51.25	
22	65	MINORS Dage	BER	26 OCT 1995	3	7	7	1:51.43	
23	118	MUNOZ Rafael	CHI	12 MAY 1997	1	8	8	1:53.30	

NOT RANKED

522 AL-SULEIMANI Mohammed H. OMA 29 MAR 2001 3 2 DNS

Qualification: First 2 in each heat (Q) and 2 fastest (q) to Final

Legend

DQ = Disqualified
DNF = Did Not Finish
R.T. = Reaction

DNS = Did Not Start
Fn = False Start

Napoli (ITA) July 8-13 2019

ATM0080500_74A 1.0

Data Processing and Timing by Microplus - www.microplustiming.com

Report Created 12 JUL 2019 at 18:58

1



RESULTS



RANK BIB SURNAME & NAME CTRY DATE OF BIRTH LANE R.T. TIME

Men's 800 m - Final 113.7.

WR 1:40.91 RUDISHA David 1988 KEN LONDON 09 AUG 2012
 UR 1:43.44 JUANTORENA Alberto CUB SOFIA 21 AUG 1977

FINAL

RANK	BIB	SURNAME & NAME	CTRY	DATE OF BIRTH	LANE	R.T.	TIME
1	2	BELBACHIR Mohamed	ALG	11 JAN 1994	3		1:47.02
2	458	ZAHAFI Moad	MAR	09 MAY 1998	4		1:47.64
3	154	HODBOD Lukas	CZE	02 MAR 1996	1		1:47.97 SB
4	157	SNEJDR Filip	CZE	16 APR 1995	8		1:48.08 SB
5	361	RICCOBON Enrico	ITA	29 MAR 1995	2		1:48.58 SB
6	515	PRESTON James	NZL	05 AUG 1997	6		1:50.11

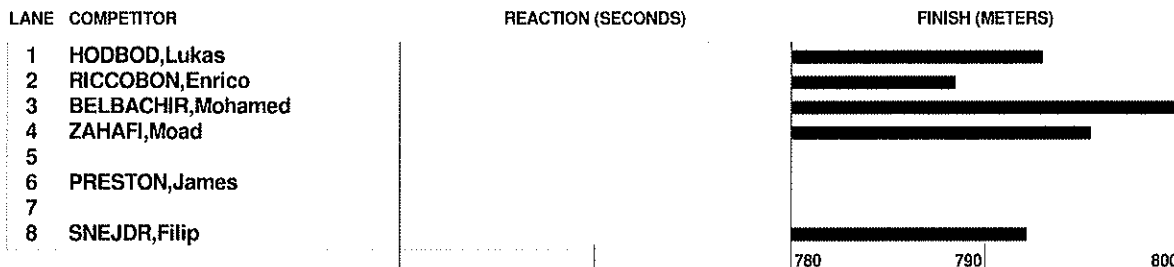
NOT RANKED

128	LI Junlin	CHN	06 AUG 1998	7	DQ	163.3a
232	LUSINE Aymeric	FRA	13 SEP 1995	5	DQ	163.3a

Intermediate point leaders (Bib and Time):

400 m : 232 54.16

Details: Start time:18:30 Temperature:+27°C Humidity:72%



As of 13/07/2019 at 18:49

Legend

DQ = Disqualified DNS = Did Not Start
 DNF = Did Not Finish Fn = False Start
 R.T. = Reaction



RESULTS



RANK BIB SURNAME & NAME CTRY DATE OF BIRTH ORD TIME

Men's 5000 - 1st Round *1118*

WR 12:37.35 BEKELE Kenenisa 1982 ETH HENGELLO 31 MAY 2004
UR 13:35.89 IBRAHIMOV Hayle AZE KAZAN 12 JUL 2013

HEAT 1 OF 2

RANK	BIB	SURNAME & NAME	CTRY	DATE OF BIRTH	ORD	TIME
1	386	TATEZAWA Ryoji	JPN	16 MAY 1997	10	14:19.84 Q
2	236	SCHRUB Yann	FRA	20 MAR 1996	7	14:20.42 Q
3	104	LUMB Kieran	CAN	02 AUG 1998	14	14:21.25 Q
4	12	ZOURKANE El Hocine	ALG	24 MAR 1996	6	14:21.67 Q
5	659	RAESS Jonas	SUI	08 MAR 1994	11	14:22.13 Q
6	64	SOMERS Michael	BEL	02 MAR 1995	2	14:23.03 q
7	499	ANDERSEN Adne	NOR	18 JAN 1994	12	14:30.20 q
8	741	DE YOUNG Colin Scott	USA	03 FEB 1998	16	14:37.45
9	409	LEE Jungkook	KOR	18 DEC 1995	4	14:38.36
10	315	BIND Ajay Kumar	IND	02 APR 1999	5	14:41.36 PB
11	169	DEWETT Magnus	DEN	23 DEC 1995	9	14:46.46
12	186	LATSEPOV Leonid	EST	22 MAR 1998	13	14:50.02
13	575	RATZ Rowhaldo Elzerick	RSA	20 MAR 1998	15	14:52.46
14	20	MALDONADO Bernardo M.	ARG	02 MAR 1994	1	15:10.54
15	672	KUNENE Ayanda	SWZ	03 JUL 1995	3	15:30.02 PB

NOT RANKED

730 WANGWE Brian UGA 20 JAN 1998 8 DQ 163.3b

Qualification: First 5 in each heat (Q) and 5 fastest (q) to Final

Intermediate point leaders (Bib and Time):

1000 m : 186 2:55.50 2000 m : 186 5:52.23 3000 m : 20 8:52.23
4000 m : 104 11:49.02

Details: Start time:21:30 Temperature:+26°C Humidity:65%

As of 11/07/2019 at 22:06

Legend

DQ = Disqualified
DNF = Did Not Finish
ORD = Order

DNS = Did Not Start
* = Caution



CONI



FISU





RESULTS



RANK BIB SURNAME & NAME CTRY DATE OF BIRTH ORD TIME

Men's 5000 - 1st Round

WR 12:37.35 BEKELE Kenenisa 1982 ETH HENGELLO 31 MAY 2004
UR 13:35.89 IBRAHIMOV Hayle AZE KAZAN 12 JUL 2013

HEAT 2 OF 2

1	62	HENDRIX Robin	BEL	14 JAN 1995	8	14:08.98 Q
2	332	TADVI Kisan Narshi	IND	10 JAN 1998	15	14:11.72 Q PB
3	31	CANALA Daniel	AUS	11 OCT 1996	5	14:11.99 Q
4	658	NOTI Luca	SUI	22 NOV 1995	4	14:12.13 Q
5	111	TATE Mike	CAN	01 APR 1995	10	14:12.20 Q
6	164	ZEMANIK Jakob	CZE	21 JUN 1995	11	14:12.40 q
7	165	ABRAHAMSEN Jakob D.I	DEN	29 JUL 1994	9	14:13.98 q
8	637	MUHUMED Ahmed	SOM	01 JAN 1998	2	14:21.56 q
9	557	DAMONS Bruce-Lynn Clyde	RSA	20 JUN 1996	6	14:31.31
10	21	MANRIQUE Fabian	ARG	14 AUG 1994	3	14:42.98
11	727	ONGOM Timothy Ambrose	UGA	10 MAR 1994	1	14:58.68
12	630	NAVODNIK Simon	SLO	06 NOV 1995	7	16:35.62

NOT RANKED

471	RAILEANU Maxim	MDA	04 OCT 1994	12	DNS
500	DAHL Even Brondbo	NOR	24 AUG 1994	14	DNS
6	KHELILI Abderezak	ALG	21 JAN 1997	16	DNF
194	BIFA Ashenafi Tadesse	ETH	06 MAR 2000	13	DNF

Qualification: First 5 in each heat (Q) and 5 fastest (q) to Final

Intermediate point leaders (Bib and Time):

1000 m :	21	2:51.34	2000 m :	21	5:42.56	3000 m :	21	8:35.57
4000 m :	332	11:29.00						

Details: Start time:21:55 Temperature:+25°C Humidity:67%

As of 11/07/2019 at 22:23

Legend

DQ = Disqualified
DNF = Did Not Finish
ORD = Order

DNS = Did Not Start
* = Caution

Napoli (ITA) July 8-13 2019


ATM0500302_73G 1.0

Data Processing and Timing by Microplus - www.microplustiming.com

Report Created 11 JUL 2019 at 22:24

1





SUMMARY



RANK BIB SURNAME & NAME CTRY DATE OF BIRTH HEAT ORD RANK TIME T.ISCR.

Men's 5000 - 1st Round

WR UR		12:37.35 BEKELE Kenenisa 13:35.89 IBRAHIMOV Hayle	1982 ETH AZE	HENGEL0 KAZAN		31 MAY 2004 12 JUL 2013	
1	62	HENDRIX Robin	BEL 14 JAN 1995	2 8 1	14:08.98	Q	13:19.50
2	332	TADVI Kisan Narshi	IND 10 JAN 1998	2 15 2	14:11.72	Q PB	14:22.75
3	31	CANALA Daniel	AUS 11 OCT 1996	2 5 3	14:11.99	Q	13:59.46
4	658	NOTI Luca	SUI 22 NOV 1995	2 4 4	14:12.13	Q	13:53.40
5	111	TATE Mike	CAN 01 APR 1995	2 10 5	14:12.20	Q	13:53.12
6	164	ZEMANIK Jakob	CZE 21 JUN 1995	2 11 6	14:12.40	q	13:50.61
7	165	ABRAHAMSEN Jakob D.I	DEN 29 JUL 1994	2 9 7	14:13.98	q	14:13.57
8	386	TATEZAWA Ryoji	JPN 16 MAY 1997	1 10 1	14:19.84	Q	13:53.12
9	236	SCHRUB Yann	FRA 20 MAR 1996	1 7 2	14:20.42	Q	13:45.20
10	104	LUMB Kieran	CAN 02 AUG 1998	1 14 3	14:21.25	Q	13:40.51
11	637	MUHUMED Ahmed	SOM 01 JAN 1998	2 2 8	14:21.56	q	13:57.26
12	12	ZOURKANE El Hocine	ALG 24 MAR 1996	1 6 4	14:21.67	Q	14:09.00
13	659	RAESS Jonas	SUI 08 MAR 1994	1 11 5	14:22.13	Q	13:55.56
14	64	SOMERS Michael	BEL 02 MAR 1995	1 2 6	14:23.03	q	13:47.87
15	499	ANDERSEN Adne	NOR 18 JAN 1994	1 12 7	14:30.20	q	14:28.87
16	557	DAMONS Bruce-Lynn Clyde	RSA 20 JUN 1996	2 6 9	14:31.31		14:03.33
17	741	DE YOUNG Colin Scott	USA 03 FEB 1998	1 16 8	14:37.45		14:13.72
18	409	LEE Jungkook	KOR 18 DEC 1995	1 4 9	14:38.36		14:25.88
19	315	BIND Ajay Kumar	IND 02 APR 1999	1 5 10	14:41.36	PB	14:41.64
20	21	MANRIQUE Fabian	ARG 14 AUG 1994	2 3 10	14:42.98		14:10.00
21	169	DEWETT Magnus	DEN 23 DEC 1995	1 9 11	14:46.46		14:23.67
22	186	LATSEPOV Leonid	EST 22 MAR 1998	1 13 12	14:50.02		14:41.73
23	575	RATZ Rowhaldo Elzerick	RSA 20 MAR 1998	1 15 13	14:52.46		13:56.34
24	727	ONGOM Timothy Ambrose	UGA 10 MAR 1994	2 1 11	14:58.68		
25	20	MALDONADO Bernardo M.	ARG 02 MAR 1994	1 1 14	15:10.54		14:07.00
26	672	KUNENE Ayanda	SWZ 03 JUL 1995	1 3 15	15:30.02	PB	15:35.90
27	630	NAVODNIK Simon	SLO 06 NOV 1995	2 7 12	16:35.62		15:23.62

NOT RANKED


471	RAILEANU Maxim	MDA 04 OCT 1994	2 12	DNS
500	DAHL Even Brondbo	NOR 24 AUG 1994	2 14	DNS
6	KHELILI Abderezak	ALG 21 JAN 1997	2 16	DNF
194	BIFA Ashenafi Tadesse	ETH 06 MAR 2000	2 13	DNF
730	WANGWE Brian	UGA 20 JAN 1998	1 8	DQ 163.3b

Qualification: First 5 in each heat (Q) and 5 fastest (q) to Final

Legend

DQ = Disqualified
DNF = Did Not Finish
ORD = Order

DNS = Did Not Start
* = Caution



RESULTS



RANK BIB SURNAME & NAME CTRY DATE OF BIRTH ORD TIME

Men's 5000 - Final 11371

WR 12:37.35 BEKELE Kenenisa 1982 ETH HENGELO 31 MAY 2004
 UR 13:35.89 IBRAHIMOV Hayle AZE KAZAN 12 JUL 2013

FINAL

1	659	RAESS Jonas	SUI	08 MAR 1994	15	14:03.10	
2	236	SCHRUB Yann	FRA	20 MAR 1996	8	14:03.24	
3	62	HENDRIX Robin	BEL	14 JAN 1995	14	14:04.06	
4	104	LUMB Kieran	CAN	02 AUG 1998	5	14:06.08	
5	386	TATEZAWA Ryoji	JPN	16 MAY 1997	12	14:16.63	
6	111	TATE Mike	CAN	01 APR 1995	1	14:19.65	
7	164	ZEMANIK Jakub	CZE	21 JUN 1995	13	14:20.41	
8	499	ANDERSEN Adne	NOR	18 JAN 1994	9	14:21.35	PB
9	64	SOMERS Michael	BEL	02 MAR 1995	6	14:22.78	
10	658	NOTI Luca	SUI	22 NOV 1995	3	14:31.39	
11	332	TADVI Kisan Narshi	IND	10 JAN 1998	2	14:36.36	
12	637	MUHUMED Ahmed	SOM	01 JAN 1998	4	14:41.09	
13	31	CANALA Daniel	AUS	11 OCT 1996	7	14:41.44	
14	165	ABRAHAMSEN Jakob D.I	DEN	29 JUL 1994	11	14:41.51	

NOT RANKED

12 ZOURKANE EI Hocine ALG 24 MAR 1996 10 DQ 163.3b

Intermediate point leaders (Bib and Time):

1000 m : 62 2:59.04 2000 m : 111 5:44.59 3000 m : 111 8:42.44
 4000 m : 62 11:33.22

Details: Start time:19:40 Temperature:+27°C Humidity:68%

As of 13/07/2019 at 20:36

Legend

DQ = Disqualified DNS = Did Not Start
 DNF = Did Not Finish * = Caution
 ORD = Order



3000 m Steeplechase - Men - 1st Round - Heat 1 of 2 / 09.07.

Rank	Bib	Name	Nat	Result	
1	382	SAKAGUCHI Ryohei	JPN	8:49.50	Q
2	110	SMEETON Ryan	CAN	8:50.56	Q
3	570	MOKOPANE Rantso Alfred	RSA	8:51.15	Q SB
4	245	PEARCE Mark Alexander	GBR	8:51.69	Q
5	543	PEREIRA Andre	POR	8:54.94	Q
6	56	SINN Luca	AUT	8:57.23	q
7	32	CLARKE Matthew	AUS	9:03.13	q
8	494	GRANNETIA Simon	NED	9:05.73	q
9	512	EWING Harry	NZL	9:12.88	
10	19	JOHNSON Carlos Augusto	ARG	9:28.77	
11	151	FRAGKOU Nikolas	CYP	9:41.87	

3000 m Steeplechase - Men - 1st Round - Heat 2 of 2

Rank	Bib	Name	Nat	Result	
1	102	DESGAGNES Jean-Simon	CAN	8:50.83	Q
2	457	SASSIOUI Mounaime	MAR	8:51.36	Q
3	165	ABRAHAMSEN Jakob D.I	DEN	8:51.54	Q
4	577	SMITH Ashley Fergus	RSA	8:52.06	Q
5	51	STEVENS Max	AUS	8:52.39	Q
6	710	BAYRAM Turgay	TUR	8:53.58	q
7	539	FERREIRA Ricardo	POR	9:08.93	q
8	671	YOHANNES Awet	SWE	9:28.61	
9	634	VILHAR Klemen	SLO	9:42.40	
	495	SCHUTTE Noah	NED	DNS	
	351	COLOMBINI Simone	ITA	DNF	

3000 m Steeplechase - Men - 1st Round - Summary -- OFFICIAL

Pos	Bib	Name	Nat	Result	Heat	Lane	Pos
1	382	SAKAGUCHI Ryohei	JPN	8:49.50	Q	1	1
2	110	SMEETON Ryan	CAN	8:50.56	Q	1	2
3	102	DESGAGNES Jean-Simon	CAN	8:50.83	Q	2	1
4	570	MOKOPANE Rantso Alfred	RSA	(SB) 8:51.15	Q	1	3
5	457	SASSIOUI Mounaime	MAR	8:51.36	Q	2	2
6	165	ABRAHAMSEN Jakob D.I	DEN	8:51.54	Q	2	3
7	245	PEARCE Mark Alexander	GBR	8:51.69	Q	1	4
8	577	SMITH Ashley Fergus	RSA	8:52.06	Q	2	4
9	51	STEVENS Max	AUS	8:52.39	Q	2	5
10	710	BAYRAM Turgay	TUR	8:53.58	q	2	6
11	543	PEREIRA Andre	POR	8:54.94	Q	1	5
12	56	SINN Luca	AUT	8:57.23	q	1	6
13	32	CLARKE Matthew	AUS	9:03.13	q	1	7
14	494	GRANNETIA Simon	NED	9:05.73	q	1	8
15	539	FERREIRA Ricardo	POR	9:08.93	q	2	7
16	512	EWING Harry	NZL	9:12.88		1	9
17	671	YOHANNES Awet	SWE	9:28.61		2	8
18	19	JOHNSON Carlos Augusto	ARG	9:28.77		1	10
19	151	FRAGKOU Nikolas	CYP	9:41.87		1	11
20	634	VILHAR Klemen	SLO	9:42.40		2	9
	495	SCHUTTE Noah	NED	DNS		2	
	351	COLOMBINI Simone	ITA	DNF		2	



RESULTS



RANK BIB SURNAME & NAME CTRY DATE OF BIRTH ORD TIME

Men's 3000 m Steeplechase - Final 112.71

WR 7:53.63 SHAHEEN Saif Saaed 1982 QAT BRUXELLES 03 SEP 2004
UR 8:20.83 AKKAS Halli TUR BANGKOK 13 AUG 2007

FINAL

RANK	BIB	SURNAME & NAME	CTRY	DATE OF BIRTH	ORD	TIME	
1	457	SASSIOUI Mounaime	MAR	20 MAR 1995	7	8:30.24	
2	570	MOKOPANE Rantso Alfred	RSA	08 AUG 1994	2	8:30.37	PB
3	577	SMITH Ashley Fergus	RSA	09 SEP 1996	5	8:33.60	
4	102	DESGAGNES Jean-Simon	CAN	26 JUL 1998	4	8:36.20	
5	110	SMEETON Ryan	CAN	26 OCT 1998	11	8:40.00	
6	382	SAKAGUCHI Ryohei	JPN	05 APR 1997	14	8:41.64	
7	245	PEARCE Mark Alexander	GBR	19 JAN 1996	6	8:42.63	PB
8	710	BAYRAM Turgay	TUR	15 JUN 1995	1	8:42.85	PB
9	165	ABRAHAMSEN Jakob D.I	DEN	29 JUL 1994	12	8:43.54	
10	56	SINN Luca	AUT	05 MAY 1996	3	8:43.56	
11	32	CLARKE Matthew	AUS	29 APR 1995	10	8:43.91	
12	543	PEREIRA Andre	POR	10 AUG 1995	13	8:47.08	SB
13	539	FERREIRA Ricardo	POR	16 OCT 1998	8	8:57.14	PB
14	51	STEVENS Max	AUS	16 NOV 1994	9	8:57.40	
15	494	GRANNETIA Simon	NED	28 AUG 1994	15	9:02.36	

Intermediate point leaders (Bib and Time):

1000 m : 382 2:47.22 2000 m : 382 5:39.77

Details: Start time:19:04 Temperature:+27°C Humidity:74%

As of 12/07/2019 at 19:17

Legend

DQ = Disqualified
DNF = Did Not Finish
ORD = Order

DNS = Did Not Start
* = Caution

Napoli (ITA) July 8-13 2019

ATM0330601_73G 1.0

Data Processing and Timing by Microplus - www.microplustiming.com

Report Created 12 JUL 2019 at 19:20

1



CONI



FISU



REG.IMP.IMP.



FSC



CRUI



Microplus



RESULTS



RANK BIB SURNAME & NAME CTRY ORD - 1 - - 2 - - 3 - - 4 - - 5 - - 6 - RESULT
DATE OF BIRTH

Men's Long Jump - Qualifications 127

WR 8.95 POWELL Mike 1963 USA TOKYO 30 AUG 1991
UR 8.46 RIVERA Luis MEX KAZAN 12 JUL 2013

GROUP A

RANK	BIB	SURNAME & NAME	CTRY	ORD	1	2	3	4	5	6	RESULT	DATE OF BIRTH
1	562	JOHNSON Cheswill Gilbert	RSA	3	7.83	X	X				7.83	q
											-0.1	
2	368	HASHIOKA Yuki	JPN	6	7.51	7.56	7.76				7.76	q
											+0.2	
3	234	RANDRIANASOLO Yann	FRA	11	X	7.58	7.71				7.71	q
											-1.0	
4	50	ROPER Darcy	AUS	12	7.66	-	-				7.66	q
											-1.3	
5	139	ZHANG Jingqiang	CHN	17	X	7.61	7.58				7.61	q
											-0.3	
6	171	GABRIELSEN Benjamin	DEN	14	7.59	X	7.03				7.59	q
											-1.8	
7	689	LIN Chia-Hsing	TPE	9	7.53	X	7.56				7.56	
											+1.2	
8	297	CHAN Ming Tai	HKG	13	7.52	7.48	X				7.52	
											-1.4	
9	736	MAZUR Vladislav	UKR	18	7.47	7.50	7.42				7.50	
											+0.2	
10	355	MARVULLI Angelo	ITA	20	7.04	7.18	7.50				7.50	
											-1.9	
11	75	MONAIWA Thapelo	BOT	4	7.27	7.40	7.07				7.40	
											-0.8	
12	501	HJELTNES Marius Bull	NOR	10	X	X	7.31				7.31	
											+1.7	
13	486	RIVERA MORALES Adrian F.	MEX	5	6.92	7.08	7.23				7.23	
											-1.4	
14	464	RAMLAN Luqman	MAS	7	X	7.21	X				7.21	
											+1.0	
15	454	WONG Ka Chun	MAC	2	X	6.84	7.02				7.02	
											+0.3	
16	442	KLEINAUSKAS Ramunas	LTU	8	6.29	6.94	7.00				7.00	
											-1.1	
17	651	WIJAYA KRISHNA Malin	SRI	15	6.98	6.96	X				6.98	
											-1.1	
18	58	SUTRADHAR Uzzal Chandra	BAN	1	X	6.24	6.44				6.44	
											-1.3	

NOT RANKED

Legend

DQ = Disqualified
DNF = Did Not Finish
- = Did Not Attempt
ORD = Order

DNS = Did Not Start
NM = No Result
X = Failed

Napoli (ITA) July 8-13 2019

ATM0610101_73R 1.0

Data Processing and Timing by Microplus - www.microplustiming.com

Report Created 12 JUL 2019 at 13:45

1

83 MARCELINO Lucas BRA 16 X - - - - - NM
 04 JAN 1995
 243 KHOGALI Samuel GBR 19 DNS
 15 JUL 1997

Qualification: 8.00 m (Q) or first 12 (q) to Final

Starting order	1	2	3	4	5	6	7	8	9	10	11	12	13	14	15
	16	17	18	19	20										
	58	454	562	75	486	368	464	442	689	501	234	50	297	171	651
	83	139	736	243	355										

Details:

Start time:12:04
 Finish Time:13:26

Temperature:+27°C
 Temperature:+28°C

Humidity:66%
 Humidity:70%

As of 12/07/2019 at 13:43

Legend

DQ = Disqualified
 DNF = Did Not Finish
 - = Did Not Attempt
 ORD = Order

DNS = Did Not Start
 NM = No Result
 X = Failed



RESULTS



RANK BIB SURNAME & NAME CTRY ORD - 1 - - 2 - - 3 - - 4 - - 5 - - 6 - RESULT
DATE OF BIRTH

Men's Long Jump - Qualifications

WR 8.95 POWELL Mike 1963 USA TOKYO 30 AUG 1991
UR 8.46 RIVERA Luis MEX KAZAN 12 JUL 2013

GROUP B

RANK	BIB	SURNAME & NAME	CTRY	ORD	1	2	3	4	5	6	RESULT	
1	84	MELO Alessandro	BRA	5	X	7.83					7.83	q
							+1.0	-0.9			-0.9	
2	503	KIPLESUND Ingar	NOR	4	7.75	7.68		X			7.75	q
							+0.2	-0.9	+1.1		+0.2	
3	47	MITREVSKI Christopher	AUS	15	6.80	7.71	7.51				7.71	q
							-0.9	-0.8	+0.1		-0.8	
4	690	LIN Yu-Tang	TPE	7	X	7.66		X			7.66	q
							+1.3	-0.4	+1.3		-0.4	
5	124	GAO Xinglong	CHN	18	X	7.50	7.62				7.62	q
							-1.1	+0.3	-0.7		-0.7	
6	732	ISACHENKOV Yaroslav	UKR	8	7.61	7.60		X			7.61	q
							+0.9	+0.2	+0.8		+0.9	
7	299	KO Ho Long	HKG	17	7.27	7.32	7.58				7.58	
							-0.8	-1.7	+1.2		+1.2	
8	112	THIBODEAU Jesse	CAN	6	7.48	7.56		X			7.56	
							-1.2	-0.3	-0.5		-0.3	
9	263	HARTMANN Stephan	GER	19	7.46		X	X			7.46	
							-1.1	-0.3	-0.7		-1.1	
10	388	TSUHA Hibiki	JPN	14	7.43	7.32	7.42				7.43	
							-0.9	+0.1	+1.1		-0.9	
11	580	VAN VUUREN Jovan Daniel	RSA	9	7.15		X	7.39			7.39	
							-1.0	-0.2	+1.2		+1.2	
12	656	GFOHLER Benjamin	SUI	20	X	7.21	7.35				7.35	
							-2.5	-0.7			-0.7	
13	228	BEY Augustin	FRA	1	7.34	7.34	7.33				7.34	
							-0.3	-0.7	0.0		-0.7	
14	142	KONAN Thierry	CIV	10	7.03		X	7.16			7.16	SB
							0.0	-1.8	+1.0		+1.0	
15	249	ROACH Jack	GBR	16	7.08	5.16	7.13				7.13	
							-1.7	-0.7	-1.1		-1.1	
16	325	SABU Nirmal	IND	2	6.98		X	X			6.98	
							-0.8	+0.7	+0.3		-0.8	
17	93	ANKOV Daniel	BUL	3	X	6.95	6.95				6.95	
							+0.2	-0.1			-0.1	
18	436	ARTOUN Serge	LBN	11	X	6.67	6.51				6.67	
							+1.2	+0.4	-1.3		+0.4	
19	629	KOLENC Mitja	SLO	13	6.53		X	3.39			6.53	
							+0.6	-0.2	-1.5		+0.6	

NOT RANKED

Legend

DQ = Disqualified
DNF = Did Not Finish
- = Did Not Attempt
ORD = Order
DNS = Did Not Start
NM = No Result
X = Failed



166 BAGGE Jannick

DEN 12
16 JAN 1994

DNS

Qualification: 8.00 m (Q) or first 12 (q) to Final

Starting order	1	2	3	4	5	6	7	8	9	10	11	12	13	14	15
	16	17	18	19	20										
	228	325	93	503	84	112	690	732	580	142	436	166	629	388	47
	249	299	124	263	656										

Details:Start time:12:04
Finish Time:13:22Temperature:+27°C
Temperature:+28°CHumidity:66%
Humidity:69%**As of 12/07/2019 at 13:32****Legend**

DQ = Disqualified
DNF = Did Not Finish
- = Did Not Attempt
ORD = Order

DNS = Did Not Start
NM = No Result
X = Failed



SUMMARY



RANK BIB SURNAME & NAME CTRY DATE OF BIRTH GROUP ORD RANK WIND RESULT

Men's Long Jump - Qualifications

WR	UR	8.95 POWELL Mike	1963	USA	TOKYO	30 AUG 1991					
		8.46 RIVERA Luis		MEX	KAZAN	12 JUL 2013					
	1	84	MELO Alessandro	BRA	26 SEP 1995	B	5	1	-0.9	7.83	q
	2	562	JOHNSON Cheswill Gilbert	RSA	30 SEP 1997	A	3	1	-0.1	7.83	q
	3	368	HASHIOKA Yuki	JPN	23 JAN 1999	A	6	2	+0.2	7.76	q
	4	503	KIPLESUND Ingar	NOR	15 NOV 1996	B	4	2	+0.2	7.75	q
	5	234	RANDRIANASOLO Yann	FRA	03 FEB 1994	A	11	3	-1.0	7.71	q
	6	47	MITREVSKI Christopher	AUS	12 JUL 1996	B	15	3	-0.8	7.71	q
	7	690	LIN Yu-Tang	TPE	11 MAY 2000	B	7	4	-0.4	7.66	q
	8	50	ROPER Darcy	AUS	31 MAR 1998	A	12	4	-1.3	7.66	q
	9	124	GAO Xinglong	CHN	12 MAR 1994	B	18	5	-0.7	7.62	q
	10	732	ISACHENKOV Yaroslav	UKR	02 MAR 1995	B	8	6	+0.9	7.61	q
	11	139	ZHANG Jingqiang	CHN	08 MAY 1996	A	17	5	-0.3	7.61	q
	12	171	GABRIELSEN Benjamin	DEN	13 JUN 1995	A	14	6	-1.8	7.59	q
	13	299	KO Ho Long	HKG	09 MAY 1998	B	17	7	+1.2	7.58	
	14	689	LIN Chia-Hsing	TPE	13 JUL 1999	A	9	7	+1.2	7.56	
	15	112	THIBODEAU Jesse	CAN	17 MAR 1997	B	6	8	-0.3	7.56	
	16	297	CHAN Ming Tai	HKG	30 JAN 1995	A	13	8	-1.4	7.52	
	17	736	MAZUR Vladislav	UKR	21 NOV 1996	A	18	9	+0.2	7.50	
	18	355	MARVULLI Angelo	ITA	08 FEB 1995	A	20	10	-1.9	7.50	
	19	263	HARTMANN Stephan	GER	13 JAN 1994	B	19	9	-1.1	7.46	
	20	388	TSUHA Hibiki	JPN	21 JAN 1998	B	14	10	-0.9	7.43	
	21	75	MONAIWA Thapelo	BOT	18 FEB 1998	A	4	11	-0.8	7.40	
	22	580	VAN VUUREN Jovan Daniel	RSA	17 JUL 1996	B	9	11	+1.2	7.39	
	23	656	GFOHLER Benjamin	SUI	27 JAN 1994	B	20	12	-0.7	7.35	
	24	228	BEY Augustin	FRA	06 JUN 1995	B	1	13	-0.7	7.34	
	25	501	HJELTNES Marius Bull	NOR	22 JUN 1996	A	10	12	+1.7	7.31	
	26	486	RIVERA MORALES Adrian F.	MEX	27 FEB 1994	A	5	13	-1.4	7.23	
	27	464	RAMLAN Luqman	MAS	08 MAR 1995	A	7	14	+1.0	7.21	
	28	142	KONAN Thierry	CIV	10 NOV 1994	B	10	14	+1.0	7.16	SB
	29	249	ROACH Jack	GBR	08 JAN 1995	B	16	15	-1.1	7.13	
	30	454	WONG Ka Chun	MAC	11 AUG 1997	A	2	15	+0.3	7.02	
	31	442	KLEINAUSKAS Ramunas	LTU	06 MAR 1996	A	8	16	-1.1	7.00	
	32	651	WIJAYA KRISHNA Malin	SRI	22 JUL 1995	A	15	17	-1.1	6.98	
	33	325	SABU Nirmal	IND	11 MAY 1999	B	2	16	-0.8	6.98	
	34	93	ANKOV Daniel	BUL	18 NOV 1995	B	3	17	-0.1	6.95	
	35	436	ARTOUN Serge	LBN	28 NOV 1997	B	11	18	+0.4	6.67	
	36	629	KOLENC Mitja	SLO	27 MAY 1998	B	13	19	+0.6	6.53	
	37	58	SUTRADHAR Uzzal Chandra	BAN	12 SEP 1995	A	1	18	-1.3	6.44	

NOT RANKED

83	MARCELINO Lucas	BRA	04 JAN 1995	A	16	NM
166	BAGGE Jannick	DEN	16 JAN 1994	B	12	DNS
243	KHOGALI Samuel	GBR	15 JUL 1997	A	19	DNS

Qualification: 8.00 m (Q) or first 12 (q) to Final

DQ = Disqualified
DNF = Did Not Finish
ORD = Order

Legend

DNS = Did Not Start
NM = No Result

Napoli (ITA) July 8-13 2019

ATM0610100_74B 1.0

Data Processing and Timing by Microplus - www.microplustiming.com

Report Created 12 JUL 2019 at 13:44



RESULTS



RANK BIB SURNAME & NAME CTRY ORD - 1 - - 2 - - 3 - - 4 - - 5 - - 6 - RESULT
DATE OF BIRTH

Men's Long Jump - Final *13.7.*

WR 8.95 POWELL Mike 1963 USA TOKYO 30 AUG 1991
UR 8.46 RIVERA Luis MEX KAZAN 12 JUL 2013

FINAL

RANK	BIB	SURNAME & NAME	CTRY	ORD	1	2	3	4	5	6	7	8	9	10	11	12	RESULT
1	368	HASHIOKA Yuki	JPN	3	7.69	X	8.01	X	X	7.97	8.01						
		23 JAN 1999			-0.2	-1.0	+0.2	-0.1	-0.3	-0.2	+0.2						
2	234	RANDRIANASOLO Yann	FRA	8	7.58	7.57	7.95	7.67	7.62	7.75	7.95						
		03 FEB 1994			0.0	+0.7	+0.5	+0.1	+0.1	+0.6	+0.5						
3	50	ROPER Darcy	AUS	12	7.73	7.90	7.65	-	-	-	7.90						
		31 MAR 1998			+0.5	+0.4	+0.1				+0.4						
4	562	JOHNSON Cheswill Gilbert	RSA	11	7.88	7.73	X	X	7.89	X	7.89						
		30 SEP 1997			-0.3	+0.2	-0.1	-0.5	-0.2	+0.2	-0.2						
5	47	MITREVSKI Christopher	AUS	6	7.84	7.68	7.75	6.47	7.69	7.80	7.84						SB
		12 JUL 1996			+0.9	-0.2	+0.5	0.0	-0.2	0.0	+0.9						
6	139	ZHANG Jingqiang	CHN	7	7.49	7.50	7.84	7.74	7.46	7.63	7.84						
		08 MAY 1996			+0.2	-0.1	+0.2	+0.3	-0.5	+0.1	+0.2						
7	503	KIPLESUND Ingar	NOR	10	7.51	7.80	7.68	7.69	6.25	7.62	7.80						
		15 NOV 1996			-0.6	+0.7	+0.3	+0.6	-0.7	-0.2	+0.7						
8	690	LIN Yu-Tang	TPE	4	7.66	7.75	X	X	X	7.54	7.75						
		11 MAY 2000			+0.8	-0.8	+0.1	-0.2	0.0	-0.3	-0.8						
9	124	GAO Xinglong	CHN	9	7.62	7.74	7.74				7.74						
		12 MAR 1994			-0.6	+0.5	+0.7				+0.5						
10	171	GABRIELSEN Benjamin	DEN	5	7.56	7.49	7.61				7.61						
		13 JUN 1995			+0.4	0.0	+0.2				+0.2						
11	84	MELO Alessandro	BRA	1	7.54	7.53	7.47				7.54						
		26 SEP 1995			-0.2	-0.2	+0.6				-0.2						
12	732	ISACHENKOV Yaroslav	UKR	2	7.49	7.38	7.47				7.49						
		02 MAR 1995			-0.3	-0.5	+0.8				-0.3						

Starting order	1	2	3	4	5	6	7	8	9	10	11	12					
	84	732	368	690	171	47	139	234	124	503	562	50					

Details:

Start time:19:05
Finish Time:20:48

Temperature:+27°C
Temperature:+27°C

Humidity:69%
Humidity:73%

As of 13/07/2019 at 20:52

Legend

DQ = Disqualified
DNF = Did Not Finish
- = Did Not Attempt
ORD = Order

DNS = Did Not Start
NM = No Result
X = Failed

Napoli (ITA) July 8-13 2019

ATM0610601_73R 1.0

Data Processing and Timing by Microplus - www.microplustiming.com

Report Created 13 JUL 2019 at 20:52









100 m - Women - Preliminary Round - Heat 1 of 2 / 08.07.

Wind: -0.4














Rank	Lane	Bib	Name	Nat	Result		
1	6	349	SEFERE Evija	 LAT	12.06 R.T. 0.154	Q	SB
2	7	259	AGRETA Jeany Nuraini A.	 INA	12.14 R.T. 0.157	Q	
3	5	509	RUTAR Vika	 SLO	12.36 R.T. 0.177	Q	
4	4	7	ZINE Djamiła	 ALG	12.53 R.T. 0.201	Q	
5	8	396	MAHAMADOU NOUHA Mariama	 NIG	13.43 R.T. 0.201	q	
6	1	423	AL-HABSI Hajer Said H.	 OMA	14.03 R.T. 0.252	q	
7	2	374	CHIKALIRA Patience R.	 MAW	14.80	q	
	3	174	GEBREMARIAM Feven Z.	 ETH	DNS		

100 m - Women - Preliminary Round - Heat 2 of 2

Wind: -1.4

Rank	Lane	Bib	Name	Nat	Result		
1	6	249	ALI Latifa	 GHA	11.93 R.T. 0.174	Q	PB
2	5	522	MUTHUMALA Omayya	 SRI	12.28 R.T. 0.166	Q	
3	2	391	CHIABAUT Ilona	 MON	13.43 R.T. 0.211	Q	
4	7	347	ALTURKI Munirah	 KSA	15.94	Q	
	8	119	DALILA Damdji Adinane	 COM	DNS		
	3	499	YANSANEH Nanah	 SLE	DNS	Q	
	4	645	GADZIKWA Chido	 ZIM	DNS		

100 m - Women - Preliminary Round - Summary – OFFICIAL

Pos	Bib	Name	Nat	Result		Heat	Lane	Pos	Wind
1	249	ALI Latifa	 GHA	<i>(PB)</i> 11.93	Q	2	6	1	-1.4
2	349	SEFERE Evija	 LAT	<i>(SB)</i> 12.06	Q	1	6	1	-0.4
3	259	AGRETA Jeany Nuraini A.	 INA	12.14	Q	1	7	2	-0.4
4	522	MUTHUMALA Omayya	 SRI	12.28	Q	2	5	2	-1.4
5	509	RUTAR Vika	 SLO	12.36	Q	1	5	3	-0.4
6	7	ZINE Djamilia	 ALG	12.53	Q	1	4	4	-0.4
7	391	CHIABAUT Ilona	 MON	13.43	Q	2	2	3	-1.4
7	396	MAHAMADOU NOUHA Mariama	 NIG	13.43	q	1	8	5	-0.4
9	423	AL-HABSI Hajer Said H.	 OMA	14.03	q	1	1	6	-0.4
10	374	CHIKALIRA Patience R.	 MAW	14.80	q	1	2	7	-0.4
11	347	ALTURKI Munirah	 KSA	15.94	Q	2	7	4	-1.4
	119	DALILA Damdji Adinane	 COM	DNS		2	8		
	174	GEBREMARIAM Feven Z.	 ETH	DNS		1	3		
	499	YANSANEH Nanah	 SLE	DNS	Q	2	3	4	
	645	GADZIKWA Chido	 ZIM	DNS		2	4		



RESULTS



RANK BIB SURNAME & NAME CTRY DATE OF BIRTH LANE R.T. TIME

Women's 100 m - 1st Round 187.

WR 10.49 GRIFFITH-JOYNER Florenc 1959 USA INDIANAPOLIS 16 JUL 1988
 UR 11.00 GOHR Marlies 11.00 GER CIUDAD DE ME 08 SEP 1979

HEAT 1 OF 8

(Wind: -0.5 m/s)

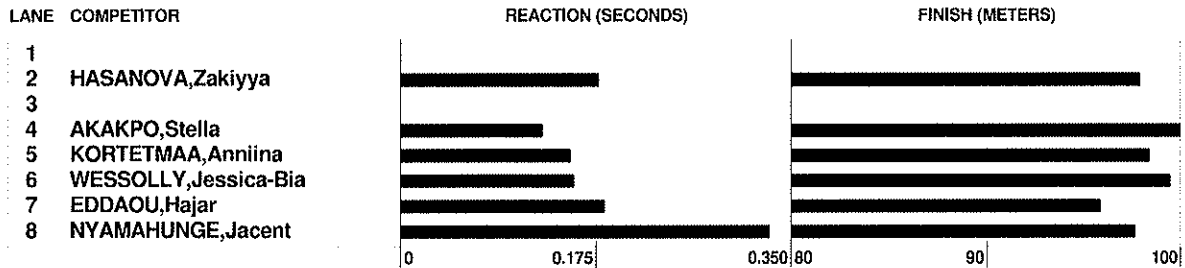
1	198	AKAKPO Stella	FRA	28 FEB 1994	4	0.128	11.60 Q
2	245	WESSOLLY Jessica-Bianca	GER	11 DEC 1996	6	0.156	11.66 Q
3	182	KORTETMAA Anniina	FIN	09 JAN 1995	5	0.153	11.79 q
4	50	HASANOVA Zakiyya	AZE	25 AUG 1995	2	0.178	11.85
5	594	NYAMAHUNGE Jacent	UGA	02 DEC 1997	8	0.331	11.88 PB
6	368	EDDAOU Hajar	MAR	15 AUG 1999	7	0.183	12.10

NOT RANKED

117	BELL BONONG Irene Laure	CMR	06 JAN 1995	3	DNS
396	MAHAMADOU NOUHA Mariama	NIG	22 JUL 1999	1	DNS

Qualification: First 2 in each heat (Q) and 8 fastest (q) to Semifinal

Details: Start time:19:10 Temperature:+28°C Humidity:81%



As of 08/07/2019 at 19:13

DQ = Disqualified
 DNF = Did Not Finish
 R.T. = Reaction

Legend

DNS = Did Not Start
 Fn = False Start



RESULTS



RANK BIB SURNAME & NAME CTRY DATE OF BIRTH LANE R.T. TIME

Women's 100 m - 1st Round

WR 10.49 GRIFFITH-JOYNER Florenc 1959 USA INDIANAPOLIS 16 JUL 1988
 UR 11.00 GOHR Marlies GER CIUDAD DE ME 08 SEP 1979

HEAT 2 OF 8

(Wind: -0.2 m/s)


1	478	THOMAS Tamzin	RSA	06 OCT 1997	7	0.182	11.56 Q
2	137	PIRKOVA Marcela	CZE	25 JAN 1996	8	0.206	11.70 Q
3	530	DEL PONTE Ajla	SUI	15 JUL 1996	3	0.144	11.72 q
4	389	TALAMANTE ARIAS Maria Me	MEX	04 OCT 1994	4	0.204	11.81 q
5	555	CHATTHA On-Uma	THA	27 MAR 1997	6	0.191	11.97
6	249	ALI Latifa	GHA	15 DEC 1998	5	0.178	11.99
7	6	TROUBIA Safaa Nesrine	ALG	20 MAR 2001	2	0.224	12.52

NOT RANKED

347 ALTURKI Munirah KSA 16 JUL 1997 1 DNS

Qualification: First 2 in each heat (Q) and 8 fastest (q) to Semifinal

Details: Start time:19:16 Temperature:+28°C Humidity:81%



As of 08/07/2019 at 19:19

Legend

DQ = Disqualified
 DNF = Did Not Finish
 R.T. = Reaction

DNS = Did Not Start
 Fn = False Start



RESULTS



RANK BIB SURNAME & NAME CTRY DATE OF BIRTH LANE R.T. TIME

Women's 100 m - 1st Round

WR 10.49 GRIFFITH-JOYNER Florenc 1959 USA INDIANAPOLIS 16 JUL 1988
 UR 11.00 GOHR Marlies GER CIUDAD DE ME 08 SEP 1979

HEAT 3 OF 8

(Wind: +0.4 m/s)


1	533	KORA Salome	SUI	08 JUN 1994	7	0.146	11.46 Q
2	126	FOTOPOULOU Olivia	CYP	20 DEC 1996	2	0.130	11.54 Q
3	84	MCCREATH-TARDIEL Sade	CAN	25 JUN 1996	8	0.154	11.58 q
4	354	DELIAUTAITE Karolina	LTU	09 AUG 1995	3	0.225	11.87 SB
5	560	THIPAT Supawan	THA	10 FEB 1994	6	0.169	11.92
6	283	SEKAR Dhanalakshmi	IND	05 JUN 1998	4	0.191	12.04
7	102	MONTT Maria	CHI	23 FEB 1996	1	0.170	12.43

NOT RANKED

374 CHIKALIRA Patience Regin MAW 17 JAN 1997 5 DNS

Qualification: First 2 in each heat (Q) and 8 fastest (q) to Semifinal

Details: Start time:19:21 Temperature:+28°C Humidity:80%



As of 08/07/2019 at 19:24

DQ = Disqualified
 DNF = Did Not Finish
 R.T. = Reaction

Legend

DNS = Did Not Start
 Fn = False Start





RESULTS



RANK BIB SURNAME & NAME CTRY DATE OF BIRTH LANE R.T. TIME

Women's 100 m - 1st Round

WR 10.49 GRIFFITH-JOYNER Florenc 1959 USA INDIANAPOLIS 16 JUL 1988
 UR 11.00 GOHR Marlies GER CIUDAD DE ME 08 SEP 1979

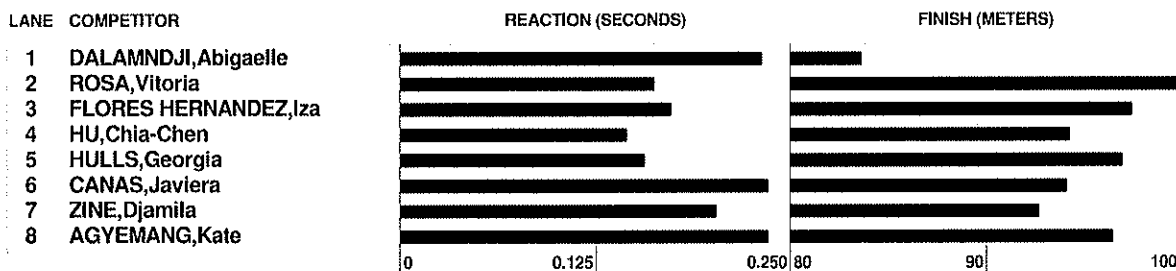
HEAT 4 OF 8

(Wind: -0.9 m/s)

1	64	ROSA Vitoria	BRA	12 JAN 1996	2	0.163	11.52 Q
2	383	FLORES HERNANDEZ Iza Dan	MEX	06 MAY 1994	3	0.174	11.81 Q
3	410	HULLS Georgia	NZL	27 AUG 1999	5	0.157	11.87
4	248	AGYEMANG Kate	GHA	22 DEC 1997	8	0.236	11.93
5	565	HU Chia-Chen	TPE	28 MAR 1997	4	0.145	12.21
6	97	CANAS Javiera	CHI	03 APR 1997	6	0.236	12.23
7	7	ZINE Djamilia	ALG	17 MAR 1997	7	0.203	12.42
8	68	DALAMNDJI Abigaelle	CAF	05 AUG 2000	1	0.232	13.77

Qualification: First 2 in each heat (Q) and 8 fastest (q) to Semifinal

Details: Start time:19:27 Temperature:+28°C Humidity:80%



As of 08/07/2019 at 19:30

Legend

DQ = Disqualified
 DNF = Did Not Finish
 R.T. = Reaction
 DNS = Did Not Start
 Fn = False Start





RESULTS



RANK BIB SURNAME & NAME CTRY DATE OF BIRTH LANE R.T. TIME

Women's 100 m - 1st Round

WR 10.49 GRIFFITH-JOYNER Florenc 1959 USA INDIANAPOLIS 16 JUL 1988
 UR 11.00 GOHR Marlies GER CIUDAD DE ME 08 SEP 1979


HEAT 5 OF 8

(Wind: +0.1 m/s)

1	227	KWAYIE Lisa	GER	27 OCT 1996	6	0.190	11.47 Q
2	577	AY Mizgin	TUR	01 JAN 2000	7	0.211	11.56 Q SB
3	38	MUCCI Celeste	AUS	11 AUG 1999	5	0.164	11.64 q
4	62	MATLHAKU Loungo	BOT	24 MAR 1995	8	0.156	11.71 q
5	349	SEFERE Evija	LAT	28 NOV 1994	3	0.145	12.02 SB
6	152	OSTERGARD Louise	DEN	12 JUN 1994	4	0.169	12.17
7	509	RUTAR Vika	SLO	09 JUN 1997	1	0.222	12.32
8	643	MUKAKANGA Lushomo	ZAM	06 MAR 1997	2	0.179	12.66

Qualification: First 2 in each heat (Q) and 8 fastest (q) to Semifinal

Details: Start time:19:33 Temperature:+28°C Humidity:80%



As of 08/07/2019 at 19:40

DQ = Disqualified
 DNF = Did Not Finish
 R.T. = Reaction

Legend

DNS = Did Not Start
 Fn = False Start



RESULTS



RANK BIB SURNAME & NAME CTRY DATE OF BIRTH LANE R.T. TIME

Women's 100 m - 1st Round

WR 10.49 GRIFFITH-JOYNER Florenc 1959 USA INDIANAPOLIS 16 JUL 1988
 UR 11.00 GOHR Marlies GER CIUDAD DE ME 08 SEP 1979

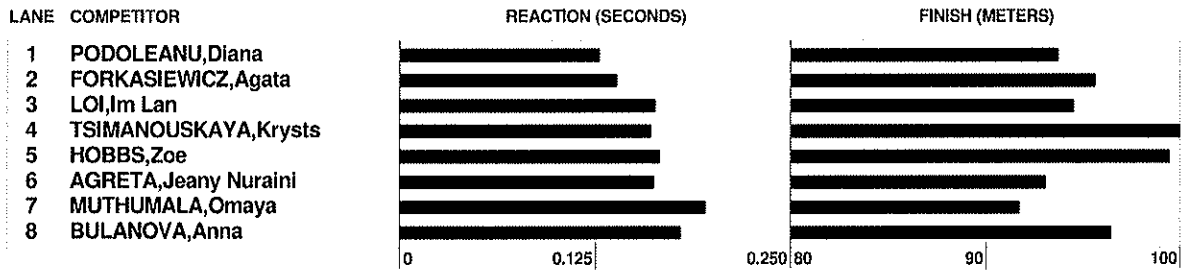
HEAT 6 OF 8

(Wind: +0.1 m/s)

1	60	TSIMANOUSKAYA Krystsina	BLR	19 NOV 1996	4	0.161	11.46 Q
2	409	HOBBS Zoe	NZL	09 NOV 1997	5	0.167	11.52 Q
3	340	BULANOVA Anna	KGZ	12 MAY 1994	8	0.180	11.88
4	430	FORKASIEWICZ Agata	POL	13 JAN 1994	2	0.139	11.98
5	365	LOI Im Lan	MAC	06 FEB 1998	3	0.164	12.12
6	376	PODOLEANU Diana	MDA	23 DEC 1995	1	0.128	12.22
7	259	AGRETA Jeany Nuraini Ame	INA	22 AUG 2000	6	0.163	12.31
8	522	MUTHUMALA Omay	SRI	19 OCT 1997	7	0.196	12.49

Qualification: First 2 in each heat (Q) and 8 fastest (q) to Semifinal

Details: Start time:19:38 Temperature:+28°C Humidity:80%



As of 08/07/2019 at 19:40

DQ = Disqualified
 DNF = Did Not Finish
 R.T. = Reaction

Legend

DNS = Did Not Start
 Fn = False Start





RESULTS



RANK BIB SURNAME & NAME CTRY DATE OF BIRTH LANE R.T. TIME

Women's 100 m - 1st Round

WR 10.49 GRIFFITH-JOYNER Florenc 1959 USA INDIANAPOLIS 16 JUL 1988
UR 11.00 GOHR Marlies GER CIUDAD DE ME 08 SEP 1979

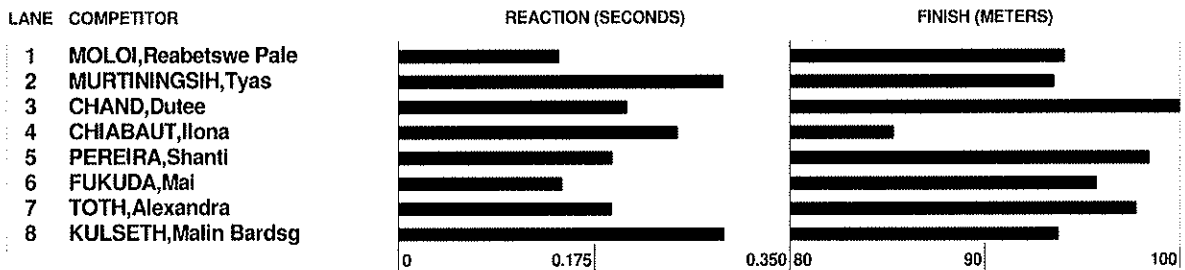
HEAT 7 OF 8

(Wind: -0.5 m/s)

Table with 8 rows of athlete data including rank, bib, name, country, date of birth, lane, reaction time, and final time.

Qualification: First 2 in each heat (Q) and 8 fastest (q) to Semifinal

Details: Start time:19:43 Temperature:+28°C Humidity:82%



As of 08/07/2019 at 19:45

DQ = Disqualified
DNF = Did Not Finish
R.T. = Reaction

Legend

DNS = Did Not Start
Fn = False Start

Napoli (ITA) July 8-13 2019

ATW00108_73A 1.0

Data Processing and Timing bt Microplus - www.microplustiming.com
Report Created 08 JUL 2019 at 20:00





RESULTS



RANK BIB SURNAME & NAME CTRY DATE OF BIRTH LANE R.T. TIME

Women's 100 m - 1st Round

WR 10.49 GRIFFITH-JOYNER Florene 1959 USA INDIANAPOLIS 16 JUL 1988
 UR 11.00 GOHR Marlies GER CIUDAD DE ME 08 SEP 1979

HEAT 8 OF 8

(Wind: +0.3 m/s)


1	159	ABDELSALAM Basant	EGY	28 SEP 1996	4	0.139	11.45 Q
2	427	CIBA Kamila	POL	29 MAR 1995	1	0.146	11.69 Q
3	626	KEEFER Anna Jade	USA	26 DEC 1998	3	0.172	11.75 q
4	331	YUASA Kanako	JPN	23 MAY 1997	8	0.163	11.92
5	335	KASHAFUTDINOVA Rima	KAZ	24 JUL 1995	6	0.157	12.05
6	51	AKTER Shirin	BAN	12 OCT 1994	5	0.130	12.45
7	591	APOLOT Margaret	UGA	27 JUN 1994	2	0.160	12.86

NOT RANKED

423 AL-HABSI Hajer Said Hamo OMA 31 JAN 1998 7 DNS

Qualification: First 2 in each heat (Q) and 8 fastest (q) to Semifinal

Details: Start time:19:48 Temperature:+28°C Humidity:82%



As of 08/07/2019 at 19:51

DQ = Disqualified
 DNF = Did Not Finish
 R.T. = Reaction

Legend

DNS = Did Not Start
 Fn = False Start



SUMMARY



RANK BIB SURNAME & NAME CTRY DATE OF BIRTH HEAT LANE RANK WIND TIME

Women's 100 m - 1st Round

WR UR	10.49 11.00	10.49 GRIFFITH-JOYNER Florenc GOHR Marlies	1959 USA GER	INDIANAPOLIS CIUDAD DE ME	16 JUL 1988 08 SEP 1979
1	159	ABDELSALAM Basant	EGY	28 SEP 1996	8 4 1 +0.3 11.45 Q
2	533	KORA Salome	SUI	08 JUN 1994	3 7 1 +0.4 11.46 Q
3	60	TSIMANOUSKAYA Krystsina	BLR	19 NOV 1996	6 4 1 +0.1 11.46 Q
4	227	KWAYIE Lisa	GER	27 OCT 1996	5 6 1 +0.1 11.47 Q
5	270	CHAND Dutee	IND	03 FEB 1996	7 3 1 -0.5 11.48 Q
6	409	HOBBS Zoe	NZL	09 NOV 1997	6 5 2 +0.1 11.52 Q
7	64	ROSA Vitoria	BRA	12 JAN 1996	4 2 1 -0.9 11.52 Q
8	126	FOTOPOULOU Olivia	CYP	20 DEC 1996	3 2 2 +0.4 11.54 Q
9	577	AY Mizgin	TUR	01 JAN 2000	5 7 2 +0.1 11.56 Q SB
10	478	THOMAS Tamzin	RSA	06 OCT 1997	2 7 1 -0.2 11.56 Q
11	84	MCCREATH-TARDIEL Sade	CAN	25 JUN 1996	3 8 3 +0.4 11.58 q
12	198	AKAKPO Stella	FRA	28 FEB 1994	1 4 1 -0.5 11.60 Q
13	38	MUCCI Celeste	AUS	11 AUG 1999	5 5 3 +0.1 11.64 q
14	245	WESSOLLY Jessica-Bianca	GER	11 DEC 1996	1 6 2 -0.5 11.66 Q
15	487	PEREIRA Shanti	SGP	20 SEP 1996	7 5 2 -0.5 11.66 Q
16	427	CIBA Kamila	POL	29 MAR 1995	8 1 2 +0.3 11.69 Q
17	137	PIRKOVA Marcela	CZE	25 JAN 1996	2 8 2 -0.2 11.70 Q
18	62	MATLHAKU Loungo	BOT	24 MAR 1995	5 8 4 +0.1 11.71 q
19	530	DEL PONTE Ajla	SUI	15 JUL 1996	2 3 3 -0.2 11.72 q
20	48	TOTH Alexandra	AUT	29 JUN 1995	7 7 3 -0.5 11.74 q
21	626	KEEFER Anna Jade	USA	26 DEC 1998	8 3 3 +0.3 11.75 q
22	182	KORTETMAA Anniina	FIN	09 JAN 1995	1 5 3 -0.5 11.79 q
23	383	FLORES HERNANDEZ Iza Dan	MEX	06 MAY 1994	4 3 2 -0.9 11.81 Q
24	389	TALAMANTE ARIAS Maria Me	MEX	04 OCT 1994	2 4 4 -0.2 11.81 q
25	50	HASANOVA Zakiyya	AZE	25 AUG 1995	1 2 4 -0.5 11.85
26	410	HULLS Georgia	NZL	27 AUG 1999	4 5 3 -0.9 11.87
27	354	DELIAUTAITE Karolina	LTU	09 AUG 1995	3 3 4 +0.4 11.87 SB
28	340	BULANOVA Anna	KGZ	12 MAY 1994	6 8 3 +0.1 11.88
29	594	NYAMAHUNGE Jacent	UGA	02 DEC 1997	1 8 5 -0.5 11.88 PB
30	560	THIPAT Supawan	THA	10 FEB 1994	3 6 5 +0.4 11.92
31	331	YUASA Kanako	JPN	23 MAY 1997	8 8 4 +0.3 11.92
32	248	AGYEMANG Kate	GHA	22 DEC 1997	4 8 4 -0.9 11.93
33	555	CHATTHA On-Uma	THA	27 MAR 1997	2 6 5 -0.2 11.97
34	430	FORKASIEWICZ Agata	POL	13 JAN 1994	6 2 4 +0.1 11.98
35	316	FUKUDA Mai	JPN	15 JUN 1998	7 6 4 -0.5 11.99
36	249	ALI Latifa	GHA	15 DEC 1998	2 5 6 -0.2 11.99
37	349	SEFERE Evija	LAT	28 NOV 1994	5 3 5 +0.1 12.02 SB
38	283	SEKAR Dhanalakshmi	IND	05 JUN 1998	3 4 6 +0.4 12.04
39	335	KASHAFUTDINOVA Rima	KAZ	24 JUL 1995	8 6 5 +0.3 12.05
40	368	EDDAOU Hajar	MAR	15 AUG 1999	1 7 6 -0.5 12.10
41	365	LOI Im Lan	MAC	06 FEB 1998	6 3 5 +0.1 12.12
42	152	OSTERGARD Louise	DEN	12 JUN 1994	5 4 6 +0.1 12.17
43	474	MOLOI Reabetswe Palesa	RSA	12 MAR 1996	7 1 5 -0.5 12.20
44	565	HU Chia-Chen	TPE	28 MAR 1997	4 4 5 -0.9 12.21
45	376	PODOLEANU Diana	MDA	23 DEC 1995	6 1 6 +0.1 12.22
46	97	CANAS Javiera	CHI	03 APR 1997	4 6 6 -0.9 12.23

Legend

DQ = Disqualified
DNF = Did Not Finish
R.T. = Reaction

DNS = Did Not Start
Fn = False Start

Napoli (ITA) July 8-13 2019

ATW00100_74A 1.0

Data Processing and Timing by Microplus - www.microplustiming.com

Report Created 08 JUL 2019 at 20:00



CONI



FISU



CUSI



BEGONI & SIMPANI



POC 14.20



FSC

Fédération Suisse



CRUI

CONI



microplus

DATA PROCESSING & TIMING

RANK	BIB	SURNAME & NAME	CTRY	DATE OF BIRTH	HEAT	LANE	RANK	WIND	TIME
47	403	KULSETH Malin Bardsgard	NOR	24 DEC 1996	7	8	6	-0.5	12.24
48	262	MURTININGSIH Tyas	INA	10 AUG 1997	7	2	7	-0.5	12.27
49	259	AGRETA Jeany Nuraini Ame	INA	22 AUG 2000	6	6	7	+0.1	12.31
50	509	RUTAR Vika	SLO	09 JUN 1997	5	1	7	+0.1	12.32
51	7	ZINE Djamila	ALG	17 MAR 1997	4	7	7	-0.9	12.42
52	102	MONTT Maria	CHI	23 FEB 1996	3	1	7	+0.4	12.43
53	51	AKTER Shirin	BAN	12 OCT 1994	8	5	6	+0.3	12.45
54	522	MUTHUMALA Omayya	SRI	19 OCT 1997	6	7	8	+0.1	12.49
55	6	TROUBIA Safaa Nesrine	ALG	20 MAR 2001	2	2	7	-0.2	12.52
56	643	MUKAKANGA Lushomo	ZAM	06 MAR 1997	5	2	8	+0.1	12.66
57	591	APOLOT Margaret	UGA	27 JUN 1994	8	2	7	+0.3	12.86
58	391	CHIABAUT Iiona	MON	01 JUN 1997	7	4	8	-0.5	13.46
59	68	DALAMNDJI Abigaelle	CAF	05 AUG 2000	4	1	8	-0.9	13.77

NOT RANKED

117	BELL BONONG Irene Laure	CMR	06 JAN 1995	1	3	-0.5	DNS
347	ALTURKI Munirah	KSA	16 JUL 1997	2	1	-0.2	DNS
374	CHIKALIRA Patience Regin	MAW	17 JAN 1997	3	5	+0.4	DNS
396	MAHAMADOU NOUHA Mariama	NIG	22 JUL 1999	1	1	-0.5	DNS
423	AL-HABSI Hajer Said Hamo	OMA	31 JAN 1998	8	7	+0.3	DNS

Qualification: First 2 in each heat (Q) and 8 fastest (q) to Semifinal

DQ = Disqualified
DNF = Did Not Finish
R.T. = Reaction

Legend

DNS = Did Not Start
Fn = False Start

Napoli (ITA) July 8-13 2019
ATW00100_74A 1.0

Data Processing and Timing by Microplus - www.microplustiming.com
Report Created 08 JUL 2019 at 20:00

2



SUMMARY



RANK BIB SURNAME & NAME CTRY DATE OF BIRTH HEAT LANE RANK WIND TIME

Women's 100 m - Semifinal 197.

WR	UR	10.49	11.00	GRIFFITH-JOYNER Florenc	GOHR Marlies	1959	USA	INDIANAPOLIS	16 JUL 1988		
							GER	CIUDAD DE ME	08 SEP 1979		
	1	530		DEL PONTE Ajla		SUI	15 JUL 1996	3 1 1	+0.1	11.41	Q
	2	270		CHAND Dutee		IND	03 FEB 1996	2 5 1	-0.5	11.41	Q
	3	227		KWAYIE Lisa		GER	27 OCT 1996	3 5 2	+0.1	11.44	Q
	4	159		ABDELSALAM Basant		EGY	28 SEP 1996	1 6 1	-0.8	11.49	Q
	5	64		ROSA Vitoria		BRA	12 JAN 1996	1 5 2	-0.8	11.49	Q
	6	60		TSIMANOUSKAYA Krystsina		BLR	19 NOV 1996	3 6 3	+0.1	11.50	q
	7	409		HOBBS Zoe		NZL	09 NOV 1997	3 3 4	+0.1	11.51	q
	8	533		KORA Salome		SUI	08 JUN 1994	2 6 2	-0.5	11.57	Q
	9	126		FOTOPOULOU Olivia		CYP	20 DEC 1996	3 4 5	+0.1	11.59	
	10	478		THOMAS Tamzin		RSA	06 OCT 1997	1 3 3	-0.8	11.62	
	11	62		MATLHAKU Loungo		BOT	24 MAR 1995	1 2 4	-0.8	11.63	
	12	84		MCCREATH-TARDIEL Sade		CAN	25 JUN 1996	2 8 3	-0.5	11.65	
	13	198		AKAKPO Stella		FRA	28 FEB 1994	2 3 4	-0.5	11.72	
	14	487		PEREIRA Shanti		SGP	20 SEP 1996	1 8 5	-0.8	11.73	
	15	427		CIBA Kamila		POL	29 MAR 1995	2 7 5	-0.5	11.74	
	16	38		MUCCI Celeste		AUS	11 AUG 1999	1 7 6	-0.8	11.74	
	17	577		AY Mizgin		TUR	01 JAN 2000	2 4 6	-0.5	11.75	SB
	18	137		PIRKOVA Marcela		CZE	25 JAN 1996	3 8 6	+0.1	11.79	
	19	383		FLORES HERNANDEZ Iza D.		MEX	06 MAY 1994	3 7 7	+0.1	11.79	
	20	182		KORTETMAA Anniina		FIN	09 JAN 1995	2 1 7	-0.5	11.86	
	21	48		TOTH Alexandra		AUT	29 JUN 1995	2 2 8	-0.5	11.87	
	22	626		KEEFER Anna Jade		USA	26 DEC 1998	3 2 8	+0.1	11.90	
	23	389		TALAMANTE ARIAS Maria M.		MEX	04 OCT 1994	1 1 7	-0.8	11.95	

NOT RANKED

245 WESSOLLY Jessica-Bianca GER 11 DEC 1996 1 4 -0.8 DNS

Qualification: First 2 in each heat (Q) and 2 fastest (q) to Final

Legend

DQ = Disqualified
DNF = Did Not Finish
R.T. = Reaction

DNS = Did Not Start
Fn = False Start



RESULTS



RANK BIB SURNAME & NAME CTRY DATE OF BIRTH LANE R.T. TIME

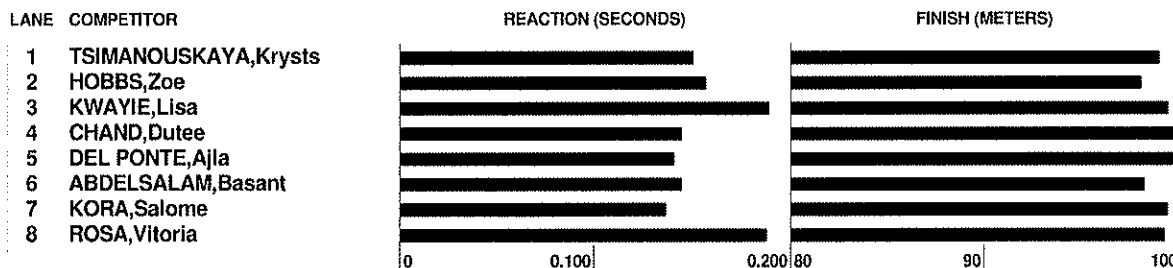
Women's 100 m - Final 197.

WR 10.49 GRIFFITH-JOYNER Florenc 1959 USA INDIANAPOLIS 16 JUL 1988
 UR 11.00 GOHR Marlies GER CIUDAD DE ME 08 SEP 1979

FINAL (Wind: 0.0 m/s)

RANK	BIB	SURNAME & NAME	CTRY	DATE OF BIRTH	LANE	R.T.	TIME
1	270	CHAND Dutee	IND	03 FEB 1996	4	0.145	11.32
2	530	DEL PONTE Ajla	SUI	15 JUL 1996	5	0.141	11.33
3	227	KWAYIE Lisa	GER	27 OCT 1996	3	0.189	11.39
4	533	KORA Salome	SUI	08 JUN 1994	7	0.137	11.39
5	64	ROSA Vitoria	BRA	12 JAN 1996	8	0.188	11.41
6	60	TSIMANOUSKAYA Krystsina	BLR	19 NOV 1996	1	0.151	11.44
7	159	ABDELSALAM Basant	EGY	28 SEP 1996	6	0.145	11.53
8	409	HOBBS Zoe	NZL	09 NOV 1997	2	0.157	11.55

Details: Start time:20:43 Temperature:+28°C Humidity:86%



As of 09/07/2019 at 20:49

DQ = Disqualified
 DNF = Did Not Finish
 R.T. = Reaction

Legend

DNS = Did Not Start
 Fn = False Start





RESULTS



RANK BIB SURNAME & NAME CTRY DATE OF BIRTH LANE R.T. TIME

Women's 200 m - 1st Round *1107*

WR 21.34 GRIFFITH-JOYNER Florenc 1959 USA SEOUL 29 SEP 1988
 UR 21.91 KOCH Marita GER CIUDAD DE ME 12 SEP 1979

HEAT 1 OF 8

(Wind: 0.0 m/s)


1	378	AGUILLON RAMOS Dania A.	MEX	14 FEB 1996	2	0.200	24.04 Q
2	270	CHAND Dutee	IND	03 FEB 1996	3	0.204	24.08 Q
3	444	WRONA Alicja	POL	11 JAN 1996	1	0.234	24.22 PB
4	340	BULANOVA Anna	KGZ	12 MAY 1994	6	0.260	24.23
5	550	PALMQVIST Hanna	SWE	20 JAN 1996	8	0.240	24.88
6	376	PODOLEANU Diana	MDA	23 DEC 1995	5	0.280	25.14

NOT RANKED

485	MANE Nafy	SEN	05 SEP 1996	7	DNS
499	YANSANEH Nanah	SLE	13 OCT 1994	4	DNS

Qualification: First 2 in each heat (Q) and 8 fastest (q) to Semifinal

Details: Start time:10:16 Temperature:+29°C Humidity:74%



As of 10/07/2019 at 10:18

Legend

DQ = Disqualified
 DNF = Did Not Finish
 R.T. = Reaction
 DNS = Did Not Start
 Fn = False Start





RESULTS



RANK BIB SURNAME & NAME CTRY DATE OF BIRTH LANE R.T. TIME

Women's 200 m - 1st Round

WR 21.34 GRIFFITH-JOYNER Florene 1959 USA SEOUL 29 SEP 1988
 UR 21.91 KOCH Marita GER CIUDAD DE ME 12 SEP 1979

HEAT 2 OF 8

(Wind: -0.2 m/s)


1	60	TSIMANOUSKAYA Krystsina	BLR	19 NOV 1996	8	0.282	23.73 Q
2	548	LILJA Lisa	SWE	22 NOV 1996	6	0.254	24.01 Q
3	577	AY Mizgin	TUR	01 JAN 2000	2	0.220	24.34 SB
4	403	KULSETH Malin Bardsgard	NOR	24 DEC 1996	7	0.329	24.96
5	6	TROUBIA Safaa Nesrine	ALG	20 MAR 2001	4	0.247	25.97
6	347	ALTURKI Munirah	KSA	16 JUL 1997	1	0.292	33.26

NOT RANKED

626	KEEFER Anna Jade	USA	26 DEC 1998	3	DNS
102	MONTT Maria	CHI	23 FEB 1996	5	DQ 162.8

Qualification: First 2 in each heat (Q) and 8 fastest (q) to Semifinal

Details: Start time:10:19 Temperature:+29°C Humidity:74%



As of 10/07/2019 at 10:26

DQ = Disqualified
 DNF = Did Not Finish
 R.T. = Reaction

Legend
 DNS = Did Not Start
 Fn = False Start





RESULTS



RANK BIB SURNAME & NAME CTRY DATE OF BIRTH LANE R.T. TIME

Women's 200 m - 1st Round

WR	21.34	GRIFFITH-JOYNER Florenc	1959	USA	SEOUL	29 SEP 1988
UR	21.91	KOCH Marita		GER	CIUDAD DE ME	12 SEP 1979

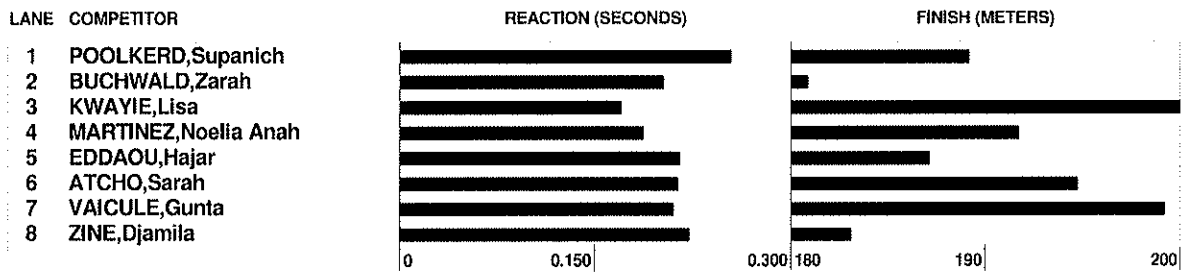
HEAT 3 OF 8

(Wind: -0.8 m/s)

1	227	KWAYIE Lisa	GER	27 OCT 1996	3	0.171	23.13 Q PB
2	350	VAICULE Gunta	LAT	09 MAR 1995	7	0.210	23.22 Q SB
3	527	ATCHO Sarah	SUI	01 JUN 1995	6	0.214	23.76 q
4	16	MARTINEZ Noelia Anahi	ARG	20 JAN 1996	4	0.188	24.13 q
5	558	POOLKERD Supanich	THA	28 NOV 1997	1	0.254	24.45
6	368	EDDAOU Hajar	MAR	15 AUG 1999	5	0.215	24.71
7	7	ZINE Djamila	ALG	17 MAR 1997	8	0.222	25.26
8	142	BUCHWALD Zarah	DEN	24 NOV 1995	2	0.203	25.57

Qualification: First 2 in each heat (Q) and 8 fastest (q) to Semifinal

Details: Start time:10:28 Temperature:+29°C Humidity:77%



As of 10/07/2019 at 10:33

DQ = Disqualified
DNF = Did Not Finish
R.T. = Reaction

Legend

DNS = Did Not Start
Fn = False Start





RESULTS



RANK BIB SURNAME & NAME CTRY DATE OF BIRTH LANE R.T. TIME

Women's 200 m - 1st Round

WR 21.34 GRIFFITH-JOYNER Florenc 1959 USA SEOUL 29 SEP 1988
 UR 21.91 KOCH Marita GER CIUDAD DE ME 12 SEP 1979

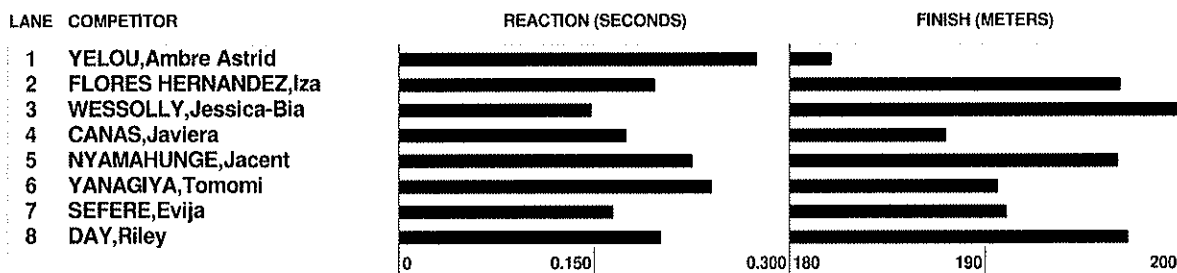
HEAT 4 OF 8

(Wind: +0.6 m/s)

1	245	WESSOLLY Jessica-Bianca	GER	11 DEC 1996	3	0.148	23.28 Q
2	25	DAY Riley	AUS	30 MAR 2000	8	0.201	23.59 Q
3	383	FLORES HERNANDEZ Iza D.	MEX	06 MAY 1994	2	0.196	23.64 q
4	594	NYAMAHUNGE Jacent	UGA	02 DEC 1997	5	0.225	23.65 q PB
5	349	SEFERE Evija	LAT	28 NOV 1994	7	0.165	24.36 SB
6	330	YANAGIYA Tomomi	JPN	12 MAR 1999	6	0.240	24.42
7	97	CANAS Javiera	CHI	03 APR 1997	4	0.175	24.76
8	116	YELOU Ambre Astrid	CIV	23 NOV 1997	1	0.275	25.56

Qualification: First 2 in each heat (Q) and 8 fastest (q) to Semifinal

Details: Start time:10:33 Temperature:+29°C Humidity:77%



As of 10/07/2019 at 10:40

DQ = Disqualified
 DNF = Did Not Finish
 R.T. = Reaction

Legend

DNS = Did Not Start
 Fn = False Start





RESULTS



RANK BIB SURNAME & NAME CTRY DATE OF BIRTH LANE R.T. TIME

Women's 200 m - 1st Round

WR 21.34 GRIFFITH-JOYNER Florenc 1959 USA SEOUL 29 SEP 1988
 UR 21.91 KOCH Marita GER CIUDAD DE ME 12 SEP 1979

HEAT 5 OF 8

(Wind: -1.5 m/s)


1	41	OWUSU-AFRIYIE Nana	AUS	22 MAR 1999	3	0.179	23.97 Q
2	487	PEREIRA Shanti	SGP	20 SEP 1996	8	0.252	24.01 Q
3	283	SEKAR Dhanalakshmi	IND	05 JUN 1998	7	0.280	24.59
4	314	VITALE Ylenia	ITA	10 APR 1995	4	0.247	24.80
5	318	HIROSAWA Mae	JPN	08 JUN 1997	6	0.330	24.93
6	509	RUTAR Vika	SLO	09 JUN 1997	2	0.246	25.44

NOT RANKED

68	DALAMNDJI Abigaelle	CAF	05 AUG 2000	1		DNS
248	AGYEMANG Kate	GHA	22 DEC 1997	5		DQ 163.3a

Qualification: First 2 in each heat (Q) and 8 fastest (q) to Semifinal

Details: Start time:10:40 Temperature:+29°C Humidity:78%



As of 10/07/2019 at 10:51

Legend

DQ = Disqualified
 DNF = Did Not Finish
 R.T. = Reaction
 DNS = Did Not Start
 Fn = False Start



RESULTS



RANK BIB SURNAME & NAME CTRY DATE OF BIRTH LANE R.T. TIME

Women's 200 m - 1st Round

WR 21.34 GRIFFITH-JOYNER Florenc 1959 USA SEOUL 29 SEP 1988
 UR 21.91 KOCH Marita GER CIUDAD DE ME 12 SEP 1979

HEAT 6 OF 8

(Wind: -0.5 m/s)

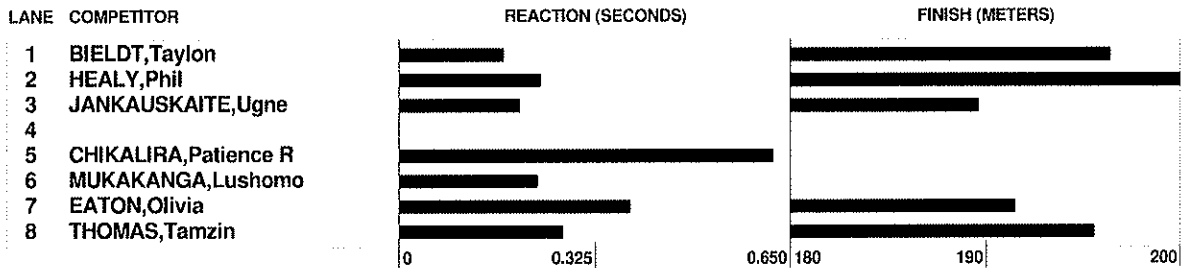
1	288	HEALY Phil	IRL	19 NOV 1994	2	0.235	23.46 Q
2	462	BIELDT Taylon	RSA	04 NOV 1998	1	0.174	23.89 Q PB
3	478	THOMAS Tamzin	RSA	06 OCT 1997	8	0.272	23.99 q
4	408	EATON Olivia	NZL	14 FEB 1998	7	0.383	24.50
5	356	JANKAUSKAITE Ugne	LTU	15 MAR 1995	3	0.201	24.74
6	643	MUKAKANGA Lushomo	ZAM	06 MAR 1997	6	0.231	26.15
7	374	CHIKALIRA Patience Regin	MAW	17 JAN 1997	5	0.622	30.63

NOT RANKED

595 SHIDA Leni UGA 22 MAY 1994 4 DNS

Qualification: First 2 in each heat (Q) and 8 fastest (q) to Semifinal

Details: Start time:10:47 Temperature:+29°C Humidity:77%




As of 10/07/2019 at 10:52

DQ = Disqualified
 DNF = Did Not Finish
 R.T. = Reaction

Legend

DNS = Did Not Start
 Fn = False Start



RESULTS



RANK BIB SURNAME & NAME CTRY DATE OF BIRTH LANE R.T. TIME

Women's 200 m - 1st Round

WR	21.34	GRIFFITH-JOYNER Florenc	1959	USA	SEOUL	29 SEP 1988
UR	21.91	KOCH Marita		GER	CIUDAD DE ME	12 SEP 1979

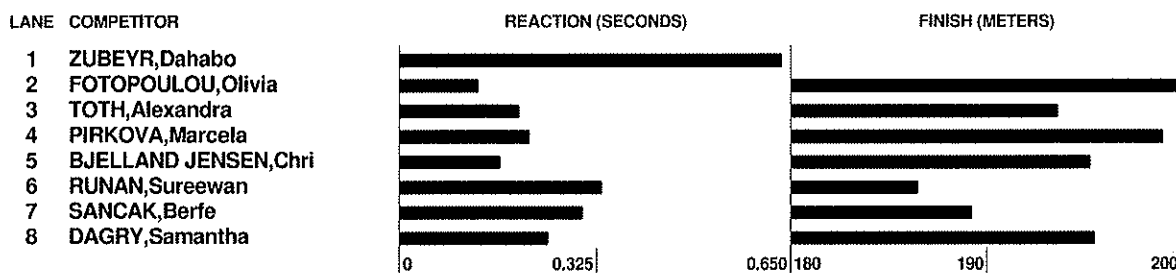
HEAT 7 OF 8

(Wind: -0.2 m/s)

1	126	FOTOPOULOU Olivia	CYP	20 DEC 1996	2	0.133	23.62 Q
2	137	PIRKOVA Marcela	CZE	25 JAN 1996	4	0.216	23.73 Q
3	529	DAGRY Samantha	SUI	22 OCT 1994	8	0.247	24.15 q
4	398	BJELLAND JENSEN Christin	NOR	16 JUN 1994	5	0.169	24.18 q PB
5	48	TOTH Alexandra	AUT	29 JUN 1995	3	0.199	24.39
6	585	SANCAK Berfe	TUR	04 APR 1994	7	0.303	24.96
7	559	RUNAN Sureewan	THA	03 MAY 1997	6	0.335	25.33 PB
8	514	ZUBEYR Dahabo	SOM	01 JAN 2000	1	0.636	34.34

Qualification: First 2 in each heat (Q) and 8 fastest (q) to Semifinal

Details: Start time:10:52 Temperature:+27°C Humidity:77%



As of 10/07/2019 at 18:24

DQ = Disqualified
DNF = Did Not Finish
R.T. = Reaction

Legend

DNS = Did Not Start
Fn = False Start

Napoli (ITA) July 8-13 2019

ATW0020301_73A 2.0

Data Processing and Timing by Microplus - www.microplustiming.com

Report Created 10 JUL 2019 at 18:39





RESULTS



RANK BIB SURNAME & NAME CTRY DATE OF BIRTH LANE R.T. TIME

Women's 200 m - 1st Round

WR 21.34 GRIFFITH-JOYNER Florenc 1959 USA SEOUL 29 SEP 1988
UR 21.91 KOCH Marita GER CIUDAD DE ME 12 SEP 1979

HEAT 8 OF 8

(Wind: -0.6 m/s)


Table with 8 columns: Rank, Bib, Name, Country, Date of Birth, Lane, R.T., Time. Includes athletes like HOBBS Zoe, KORTETMAA Anniina, GRAVERSGAARD Mette, LUBICKA Aleksandra, MAZEIKAITE Rasa, AKTER Shirin.

NOT RANKED

Table with 5 columns: Rank, Name, Country, Date of Birth, Lane, Time. Includes ABDELSALAM Basant, ALI Latifa.

Qualification: First 2 in each heat (Q) and 8 fastest (q) to Semifinal

Details: Start time:10:57 Temperature:+29°C Humidity:77%




As of 10/07/2019 at 11:01

DQ = Disqualified
DNF = Did Not Finish
R.T. = Reaction

Legend

DNS = Did Not Start
Fn = False Start





SUMMARY



RANK BIB SURNAME & NAME CTRY DATE OF BIRTH HEAT LANE RANK WIND TIME

Women's 200 m - 1st Round

WR	21.34	GRIFFITH-JOYNER Florenc	1959	USA	SEOUL	29 SEP 1988			
UR	21.91	KOCH Marita		GER	CIUDAD DE ME	12 SEP 1979			
1	227	KWAYIE Lisa	GER	27 OCT 1996	3 3 1	-0.8	23.13	Q	PB
2	350	VAICULE Gunta	LAT	09 MAR 1995	3 7 2	-0.8	23.22	Q	SB
3	245	WESSOLLY Jessica-Bianca	GER	11 DEC 1996	4 3 1	+0.6	23.28	Q	
4	288	HEALY Phil	IRL	19 NOV 1994	6 2 1	-0.5	23.46	Q	
5	25	DAY Riley	AUS	30 MAR 2000	4 8 2	+0.6	23.59	Q	
6	126	FOTOPOULOU Olivia	CYP	20 DEC 1996	7 2 1	-0.2	23.62	Q	
7	383	FLORES HERNANDEZ Iza D.	MEX	06 MAY 1994	4 2 3	+0.6	23.64	q	
8	594	NYAMAHUNGE Jacent	UGA	02 DEC 1997	4 5 4	+0.6	23.65	q	PB
9	137	PIRKOVA Marcela	CZE	25 JAN 1996	7 4 2	-0.2	23.73	Q	
10	60	TSIMANOUSKAYA Krystsina	BLR	19 NOV 1996	2 8 1	-0.2	23.73	Q	
11	527	ATCHO Sarah	SUI	01 JUN 1995	3 6 3	-0.8	23.76	q	
12	462	BIELDT Taylon	RSA	04 NOV 1998	6 1 2	-0.5	23.89	Q	PB
13	41	OWUSU-AFRIYIE Nana	AUS	22 MAR 1999	5 3 1	-1.5	23.97	Q	
14	409	HOBBS Zoe	NZL	09 NOV 1997	8 8 1	-0.6	23.98	Q	
15	478	THOMAS Tamzin	RSA	06 OCT 1997	6 8 3	-0.5	23.99	q	
16	548	LILJA Lisa	SWE	22 NOV 1996	2 6 2	-0.2	24.01	Q	
17	487	PEREIRA Shanti	SGP	20 SEP 1996	5 8 2	-1.5	24.01	Q	
18	378	AGUILLON RAMOS Dania A.	MEX	14 FEB 1996	1 2 1	0.0	24.04	Q	
19	182	KORTETMAA Anniina	FIN	09 JAN 1995	8 2 2	-0.6	24.05	Q	
20	143	GRAVERSGAARD Mette	DEN	05 OCT 1995	8 4 3	-0.6	24.08	q	
21	270	CHAND Dutee	IND	03 FEB 1996	1 3 2	0.0	24.08	Q	
22	16	MARTINEZ Noelia Anahi	ARG	20 JAN 1996	3 4 4	-0.8	24.13	q	
23	529	DAGRY Samantha	SUI	22 OCT 1994	7 8 3	-0.2	24.15	q	
24	398	BJELLAND JENSEN Christin	NOR	16 JUN 1994	7 5 4	-0.2	24.18	q	PB
25	444	WRONA Alicja	POL	11 JAN 1996	1 1 3	0.0	24.22		PB
26	340	BULANOVA Anna	KGZ	12 MAY 1994	1 6 4	0.0	24.23		
27	577	AY Mizgin	TUR	01 JAN 2000	2 2 3	-0.2	24.34		SB
28	349	SEFERE Evija	LAT	28 NOV 1994	4 7 5	+0.6	24.36		SB
29	48	TOTH Alexandra	AUT	29 JUN 1995	7 3 5	-0.2	24.39		
30	330	YANAGIYA Tomomi	JPN	12 MAR 1999	4 6 6	+0.6	24.42		
31	558	POOLKERD Supanich	THA	28 NOV 1997	3 1 5	-0.8	24.45		
32	408	EATON Olivia	NZL	14 FEB 1998	6 7 4	-0.5	24.50		
33	283	SEKAR Dhanalakshmi	IND	05 JUN 1998	5 7 3	-1.5	24.59		
34	368	EDDAOU Hajar	MAR	15 AUG 1999	3 5 6	-0.8	24.71		
35	356	JANKAUSKAITE Ugne	LTU	15 MAR 1995	6 3 5	-0.5	24.74		
36	97	CANAS Javiera	CHI	03 APR 1997	4 4 7	+0.6	24.76		
37	314	VITALE Ylenia	ITA	10 APR 1995	5 4 4	-1.5	24.80		
38	439	LUBICKA Aleksandra	POL	26 APR 1996	8 5 4	-0.6	24.81		
39	550	PALMQVIST Hanna	SWE	20 JAN 1996	1 8 5	0.0	24.88		
40	360	MAZEIKAITE Rasa	LTU	17 JUN 1997	8 1 5	-0.6	24.90		PB
41	318	HIROSAWA Mae	JPN	08 JUN 1997	5 6 5	-1.5	24.93		
42	403	KULSETH Malin Bardsgard	NOR	24 DEC 1996	2 7 4	-0.2	24.96		
43	585	SANCAK Berfe	TUR	04 APR 1994	7 7 6	-0.2	24.96		
44	376	PODOLEANU Diana	MDA	23 DEC 1995	1 5 6	0.0	25.14		
45	7	ZINE Djamila	ALG	17 MAR 1997	3 8 7	-0.8	25.26		
46	559	RUNAN Sureewan	THA	03 MAY 1997	7 6 7	-0.2	25.33		PB

Legend

DQ = Disqualified
DNF = Did Not Finish
R.T. = Reaction

DNS = Did Not Start
Fn = False Start

Napoli (ITA) July 8-13 2019

ATW0020300_74A 2.0

Data Processing and Timing by Microplus - www.microplustiming.com

Report Created 10 JUL 2019 at 18:40



RANK	BIB	SURNAME & NAME	CTRY	DATE OF BIRTH	HEAT	LANE	RANK	WIND	TIME
47	509	RUTAR Vika	SLO	09 JUN 1997	5	2	6	-1.5	25.44
48	51	AKTER Shirin	BAN	12 OCT 1994	8	6	6	-0.6	25.45
49	116	YELOU Ambre Astrid	CIV	23 NOV 1997	4	1	8	+0.6	25.56
50	142	BUCHWALD Zarah	DEN	24 NOV 1995	3	2	8	-0.8	25.57
51	6	TROUBIA Safaa Nesrine	ALG	20 MAR 2001	2	4	5	-0.2	25.97
52	643	MUKAKANGA Lushomo	ZAM	06 MAR 1997	6	6	6	-0.5	26.15
53	374	CHIKALIRA Patience Regin	MAW	17 JAN 1997	6	5	7	-0.5	30.63
54	347	ALTURKI Munirah	KSA	16 JUL 1997	2	1	6	-0.2	33.26
55	514	ZUBEYR Dahabo	SOM	01 JAN 2000	7	1	8	-0.2	34.34

NOT RANKED

68	DALAMNDJI Abigaelle	CAF	05 AUG 2000	5	1	-1.5	DNS
159	ABDELSALAM Basant	EGY	28 SEP 1996	8	7	-0.6	DNS
249	ALI Latifa	GHA	15 DEC 1998	8	3	-0.6	DNS
485	MANE Nafy	SEN	05 SEP 1996	1	7	0.0	DNS
499	YANSANEH Nanah	SLE	13 OCT 1994	1	4	0.0	DNS
595	SHIDA Leni	UGA	22 MAY 1994	6	4	-0.5	DNS
626	KEEFER Anna Jade	USA	26 DEC 1998	2	3	-0.2	DNS
102	MONTT Maria	CHI	23 FEB 1996	2	5	-0.2	DQ 162.8
248	AGYEMANG Kate	GHA	22 DEC 1997	5	5	-1.5	DQ 163.3a

Qualification: First 2 in each heat (Q) and 8 fastest (q) to Semifinal

Legend

DQ = Disqualified
DNF = Did Not Finish
R.T. = Reaction

DNS = Did Not Start
Fn = False Start

Napoli (ITA) July 8-13 2019

ATW0020300_74A 2.0

Data Processing and Timing by Microplus - www.microplustiming.com

Report Created 10 JUL 2019 at 18:40

2





SUMMARY



RANK BIB SURNAME & NAME CTRY DATE OF BIRTH HEAT LANE RANK WIND TIME

Women's 200 m - Semifinal *M.F.*

WR UR	21.34 21.91	GRIFFITH-JOYNER Florenc KOCH Marita	1959 USA GER	SEOUL CIUDAD DE ME	29 SEP 1988 12 SEP 1979
1	60	TSIMANOUSKAYA Krystsina	BLR	19 NOV 1996	1 6 1 -0.5 23.20 Q
2	245	WESSOLLY Jessica-Bianca	GER	11 DEC 1996	1 3 2 -0.5 23.21 Q
3	270	CHAND Dutee	IND	03 FEB 1996	2 7 1 +0.1 23.24 Q
4	350	VAICULE Gunta	LAT	09 MAR 1995	2 3 2 +0.1 23.32 Q SB
5	227	KWAYIE Lisa	GER	27 OCT 1996	3 5 1 +1.1 23.34 Q PB
6	409	HOBBS Zoe	NZL	09 NOV 1997	3 3 2 +1.1 23.35 Q
7	383	FLORES HERNANDEZ Iza D.	MEX	06 MAY 1994	3 7 3 +1.1 23.42 q SB
8	288	HEALY Phil	IRL	19 NOV 1994	2 4 3 +0.1 23.43 q
9	527	ATCHO Sarah	SUI	01 JUN 1995	1 1 3 -0.5 23.53
10	25	DAY Riley	AUS	30 MAR 2000	2 5 4 +0.1 23.56
11	478	THOMAS Tamzin	RSA	06 OCT 1997	1 2 4 -0.5 23.66
12	126	FOTOPOULOU Olivia	CYP	20 DEC 1996	2 6 5 +0.1 23.69
13	548	LILJA Lisa	SWE	22 NOV 1996	3 8 4 +1.1 23.71
14	487	PEREIRA Shanti	SGP	20 SEP 1996	1 7 5 -0.5 23.78 SB
15	378	AGUILLON RAMOS Dania A.	MEX	14 FEB 1996	1 4 6 -0.5 23.78
16	462	BIELDT Taylon	RSA	04 NOV 1998	3 6 5 +1.1 23.83 PB
17	41	OWUSU-AFRIYIE Nana	AUS	22 MAR 1999	3 4 6 +1.1 23.85
18	594	NYAMAHUNGE Jacent	UGA	02 DEC 1997	1 8 7 -0.5 23.85 PB
19	137	PIRKOVA Marcela	CZE	25 JAN 1996	1 5 8 -0.5 23.89
20	16	MARTINEZ Noelia Anahi	ARG	20 JAN 1996	2 2 6 +0.1 23.95 PB
21	182	KORTETMAA Anniina	FIN	09 JAN 1995	2 8 7 +0.1 24.08
22	529	DAGRY Samantha	SUI	22 OCT 1994	3 1 7 +1.1 24.19
23	398	BJELLAND JENSEN Christin	NOR	16 JUN 1994	3 2 8 +1.1 24.24

NOT RANKED

143 GRAVERSGAARD Mette DEN 05 OCT 1995 2 1 +0.1 DNS

Qualification: First 2 in each heat (Q) and 2 fastest (q) to Final

Legend

DQ = Disqualified
DNF = Did Not Finish
R.T. = Reaction

DNS = Did Not Start
Fn = False Start

Napoli (ITA) July 8-13 2019
ATW0020500_74A 1.0

Data Processing and Timing by Microplus - www.microplustiming.com
Report Created 11 JUL 2019 at 17:43



RESULTS



RANK BIB SURNAME & NAME CTRY DATE OF BIRTH LANE R.T. TIME

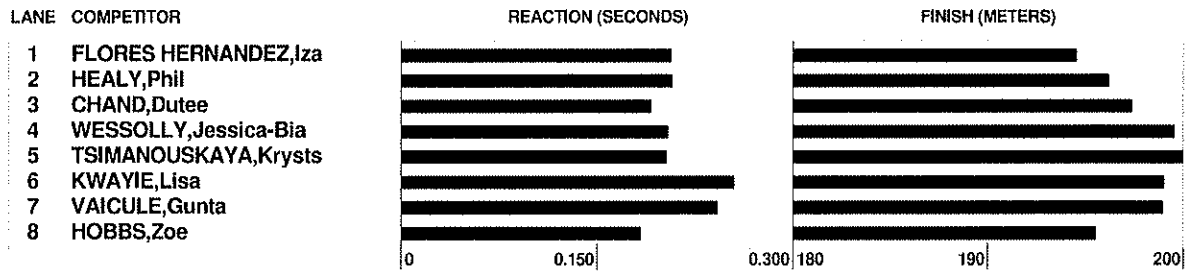
Women's 200 m - Final *M.F.*

WR 21.34 GRIFFITH-JOYNER Florenc 1959 USA SEOUL 29 SEP 1988
 UR 21.91 KOCH Marita GER CIUDAD DE ME 12 SEP 1979

FINAL (Wind: +1.0 m/s)

1	60	TSIMANOUSKAYA Krystsina	BLR	19 NOV 1996	5	0.204	23.00	PB
2	245	WESSOLLY Jessica-Bianca	GER	11 DEC 1996	4	0.205	23.05	
3	227	KWAYIE Lisa	GER	27 OCT 1996	6	0.256	23.11	PB
4	350	VAICULE Gunta	LAT	09 MAR 1995	7	0.243	23.12	SB
5	270	CHAND Dutee	IND	03 FEB 1996	3	0.192	23.30	
6	288	HEALY Phil	IRL	19 NOV 1994	2	0.208	23.44	
7	409	HOBBS Zoe	NZL	09 NOV 1997	8	0.184	23.52	
8	383	FLORES HERNANDEZ Iza D.	MEX	06 MAY 1994	1	0.207	23.64	

Details: Start time:20:00 Temperature:+27°C Humidity:59%



As of 11/07/2019 at 20:06

Legend

DQ = Disqualified
 DNF = Did Not Finish
 R.T. = Reaction
 DNS = Did Not Start
 Fn = False Start



400 m - Women - 1st Round - Heat 1 of 5 / 08.07.

Rank	Lane	Bib	Name	Nat	Result	
1	6	449	DA SILVA Isabel Catia	POR	53.05 R.T. 0.309	Q
2	8	257	NADHAZY Evelin	HUN	53.30 R.T. 0.297	Q SB
3	4	337	MIKHINA Elina	KAZ	53.89 R.T. 0.301	Q
4	5	433	KARAS Mariola Barbara	POL	54.61 R.T. 0.270	Q
5	1	359	KRUMINAITE Erika	LTU	54.93 R.T. 0.176	q PB
6	2	247	AGYEI Salomey	GHA	55.94	
7	3	346	RITA Hajdini	KOS	1:01.00 R.T. 0.320	
	7	252	BARRY Mariama	GUI	DNS	

400 m - Women - 1st Round - Heat 2 of 5

Rank	Lane	Bib	Name	Nat	Result	
1	8	595	SHIDA Leni	UGA	52.24 R.T. 0.384	Q
2	3	380	COOK MARTINEZ Rosa L.	MEX	54.68 R.T. 0.259	Q
3	2	292	MANNING Clodhna	IRL	54.76 R.T. 0.214	Q
4	7	588	YILDIRIM Derya	TUR	55.10 R.T. 0.365	Q
5	6	627	KERR Mackenzie Grace	USA	55.49	
6	4	98	CARDOCH Poulette	CHI	57.59 R.T. 0.266	
	5	116	YELOU Ambre Astrid	CIV	DNS	
	1	514	ZUBEYR Dahabo	SOM	DNS	





400 m - Women - 1st Round - Heat 3 of 5

Rank	Lane	Bib	Name	Nat	Result	
1	8	86	PRICE Maddy	CAN	52.90	Q
2	1	199	BROSSIER Amandine	FRA	53.12 R.T. 0.171	Q
3	4	16	MARTINEZ Noelia Anahi	ARG	54.05	Q
4	7	429	DOBEK Anna	POL	54.12	Q
5	2	394	HOVENKAMP Eva	NED	54.55 R.T. 0.233	Q SB
6	3	485	MANE Nafy	SEN	55.17 R.T. 0.244	Q
7	6	585	SANCAK Berfe	TUR	55.40 R.T. 0.263	Q SB
8	5	505	LENARDIC Ajda	SLO	57.79 R.T. 0.246	

400 m - Women - 1st Round - Heat 4 of 5

Rank	Lane	Bib	Name	Nat	Result	
1	5	607	MELNYK Tetiana	UKR	53.17 R.T. 0.238	Q
2	7	90	SHERAR Zoe	CAN	53.38 R.T. 0.294	Q
3	4	312	TROIANI Virginia	ITA	54.03 R.T. 0.278	Q
4	2	402	JENSEN Sara Dorteia	NOR	55.05 R.T. 0.210	Q
5	3	250	NUHU Rafiatu	GHA	55.37 R.T. 0.255	
6	6	522	MUTHUMALA Omayya	SRI	56.73 R.T. 0.338	PB
7	1	642	MASEKA Bertha	ZAM	1:01.81 R.T. 0.338	
	8	371	ENNAKHLI Imane	MAR	DNS	



400 m - Women - 1st Round - Heat 5 of 5

Rank	Lane	Bib	Name	Nat	Result	
1	5	386	MORAN ERREJON Paola	 MEX	52.82 R.T. 0.343	Q
2	2	40	O'GRADY Gabriella	 AUS	53.07 R.T. 0.145	Q
3	7	604	KLYMIUK Kateryna	 UKR	53.14 R.T. 0.310	Q PB
4	8	392	DE WITTE Laura	 NED	53.77 R.T. 0.366	Q
5	4	121	DUDEK Kristina	 CRO	54.43 R.T. 0.227	Q
6	3	398	BJELLAND JENSEN Christin	 NOR	56.38 R.T. 0.185	
7	6	7	ZINE Djamila	 ALG	56.43 R.T. 0.327	

Legend

DNS	DID NOT START	DNF	DID NOT FINISH	DQ	DISQUALIFIED
WR	WORLD RECORD	UR	UNIVERSIADE RECORD		

Pos	Bib	Name	Nat	Result		Heat	Lane	Pos	Wind
1	595	SHIDA Leni	UGA	52.24	Q	2	8	1	
2	386	MORAN ERREJON Paola	MEX	52.82	Q	5	5	1	
3	86	PRICE Maddy	CAN	52.90	Q	3	8	1	
4	449	DA SILVA Isabel Catia	POR	53.05	Q	1	6	1	
5	40	O'GRADY Gabriella	AUS	53.07	Q	5	2	2	
6	199	BROSSIER Amandine	FRA	53.12	Q	3	1	2	
7	604	KLYMIUK Kateryna	UKR	(PB) 53.14	Q	5	7	3	
8	607	MELNYK Tetiana	UKR	53.17	Q	4	5	1	
9	257	NADHAZY Evelin	HUN	(SB) 53.30	Q	1	8	2	
10	90	SHERAR Zoe	CAN	53.38	Q	4	7	2	
11	392	DE WITTE Laura	NED	53.77	Q	5	8	4	
12	337	MIKHINA Elina	KAZ	53.89	Q	1	4	3	
13	312	TROIANI Virginia	ITA	54.03	Q	4	4	3	
14	16	MARTINEZ Noelia Anahi	ARG	54.05	Q	3	4	3	
15	429	DOBEK Anna	POL	54.12	Q	3	7	4	
16	121	DUDEK Kristina	CRO	54.43	q	5	4	5	
17	394	HOVENKAMP Eva	NED	(SB) 54.55	q	3	2	5	
18	433	KARAS Mariola Barbara	POL	54.61	Q	1	5	4	
19	380	COOK MARTINEZ Rosa L.	MEX	54.68	Q	2	3	2	
20	292	MANNING Clíodhna	IRL	54.76	Q	2	2	3	
21	359	KRUMINAITE Erika	LTU	(PB) 54.93	q	1	1	5	
22	402	JENSEN Sara Dorthea	NOR	55.05	Q	4	2	4	
23	588	YILDIRIM Derya	TUR	55.10	Q	2	7	4	
24	485	MANE Nafy	SEN	55.17	q	3	3	6	
25	250	NUHU Rafiatu	GHA	55.37		4	3	5	
26	585	SANCAK Berfe	TUR	(SB) 55.40		3	6	7	
27	627	KERR Mackenzie Grace	USA	55.49		2	6	5	

28	247	AGYEI Salomey	 GHA	55.94	1	2	6
29	398	BJELLAND JENSEN Christin	 NOR	56.38	5	3	6
30	7	ZINE Djamilia	 ALG	56.43	5	6	7
31	522	MUTHUMALA Omayya	 SRI	(PB) 56.73	4	6	6
32	98	CARDOCH Poulette	 CHI	57.59	2	4	6
33	505	LENARDIC Ajda	 SLO	57.79	3	5	8
34	346	RITA Hajdini	 KOS	1:01.00	1	3	7
35	642	MASEKA Bertha	 ZAM	1:01.81	4	1	7
	116	YELOU Ambre Astrid	 CIV	DNS	2	5	
	252	BARRY Mariama	 GUI	DNS	1	7	
	371	ENNAKHLI Imane	 MAR	DNS	4	8	
	514	ZUBEYR Dahabo	 SOM	DNS	2	1	



SUMMARY



RANK BIB SURNAME & NAME CTRY DATE OF BIRTH HEAT LANE RANK WIND TIME

Women's 400 m - Semifinal 1917.

WR	UR	47.60 KOCH Marita	49.88 TIRLEA Ionela	1957	GDR	CANBERRA	06 OCT 1985
					ROU	PALMA DE MAL	12 JUL 1999
	1	595	SHIDA Leni	UGA	22 MAY 1994	2 4 1	51.59 Q SB
	2	449	AZEVEDO Catia	POR	09 MAR 1994	1 5 1	51.62 Q PB
	3	386	MORAN ERREJON Paola	MEX	25 FEB 1997	3 3 1	51.77 Q
	4	40	O'GRADY Gabriella	AUS	18 FEB 1997	2 3 2	51.87 Q PB
	5	607	MELNYK Tetiana	UKR	02 APR 1995	3 4 2	51.95 Q PB
	6	604	KLYMIUK Kateryna	UKR	02 JUN 1995	2 5 3	51.97 q PB
	7	199	BROSSIER Amandine	FRA	15 AUG 1995	2 6 4	52.17 q PB
	8	86	PRICE Maddy	CAN	11 SEP 1995	1 6 2	52.23 Q
	9	337	MIKHINA Elina	KAZ	16 JUL 1994	3 6 3	52.41 SB
	10	90	SHERAR Zoe	CAN	07 NOV 1999	3 5 4	52.49
	11	257	NADHAZY Evelin	HUN	02 MAR 1995	1 4 3	52.68 PB
	12	16	MARTINEZ Noelia Anahi	ARG	20 JAN 1996	3 7 5	53.55
	13	429	DOBEK Anna	POL	07 JUN 1996	3 8 6	53.70 PB
	14	433	KARAS Mariola Barbara	POL	04 DEC 1998	2 7 5	54.25
	15	394	HOVENKAMP Eva	NED	19 JUL 1996	3 2 7	54.27 SB
	16	392	DE WITTE Laura	NED	07 AUG 1995	1 8 4	54.45
	17	121	DUDEK Kristina	CRO	05 APR 1994	1 2 5	54.56
	18	380	COOK MARTINEZ Rosa L.	MEX	03 JAN 1998	1 3 6	54.66
	19	402	JENSEN Sara Dortehea	NOR	15 MAR 1996	2 2 6	54.77
	20	588	YILDIRIM Derya	TUR	09 NOV 1994	3 1 8	54.85
	21	359	KRUMINAITE Erika	LTU	24 APR 1998	1 1 7	55.01 PB
	22	485	MANE Nafy	SEN	05 SEP 1996	2 1 7	55.24

NOT RANKED

292	MANNING Cliodhna	IRL	26 APR 1995	1	7		DNS
312	TROIANI Virginia	ITA	22 FEB 1996	2	8	5	DQ 163.3a

Qualification: First 2 in each heat (Q) and 2 fastest (q) to Final

Legend

DQ = Disqualified
DNF = Did Not Finish
R.T. = Reaction

DNS = Did Not Start
Fn = False Start



RESULTS



RANK BIB SURNAME & NAME CTRY DATE OF BIRTH LANE R.T. TIME

Women's 400 m - Final 1107.

WR 47.60 KOCH Marita 1957 GDR CANBERRA 06 OCT 1985
 UR 49.88 TIRLEA Ionela ROU PALMA DE MAL 12 JUL 1999

FINAL


RANK	BIB	SURNAME & NAME	CTRY	DATE OF BIRTH	LANE	R.T.	TIME	
1	386	MORAN ERREJON Paola	MEX	25 FEB 1997	5	0.310	51.52	SB
2	595	SHIDA Leni	UGA	22 MAY 1994	6	0.449	51.64	SB
3	199	BROSSIER Amandine	FRA	15 AUG 1995	1	0.205	51.77	PB
4	607	MELNYK Tetiana	UKR	02 APR 1995	8	0.295	52.02	PB
5	449	DA SILVA Isabel Catia	POR	09 MAR 1994	4	0.262	52.07	SB
6	86	PRICE Maddy	CAN	11 SEP 1995	7	0.352	52.08	
7	40	O'GRADY Gabriella	AUS	18 FEB 1997	3	0.149	52.27	PB
8	604	KLYMIUK Kateryna	UKR	02 JUN 1995	2	0.241	52.52	PB

Details: Start time:19:16 Temperature:+25°C Humidity:63%

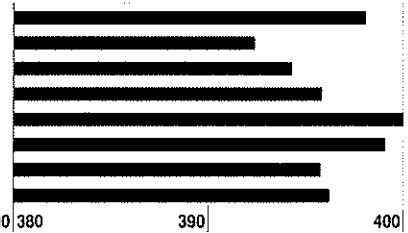
LANE COMPETITOR

- 1 BROSSIER,Amandine
- 2 KLYMIUK,Kateryna
- 3 O'GRADY,Gabriella
- 4 DA SILVA,Isabel Cati
- 5 MORAN ERREJON,Paola
- 6 SHIDA,Leni
- 7 PRICE,Maddy
- 8 MELNYK,Tetiana

REACTION (SECONDS)



FINISH (METERS)



As of 10/07/2019 at 19:24

Legend

DQ = Disqualified
 DNF = Did Not Finish
 R.T. = Reaction

DNS = Did Not Start
 Fn = False Start

Napoli (ITA) July 8-13 2019

ATW0040601_73A 1.0

Data Processing and Timing by Microplus - www.microplustiming.com

Report Created 10 JUL 2019 at 19:39





RESULTS



RANK BIB SURNAME & NAME CTRY DATE OF BIRTH LANE R.T. TIME

Women's 800 m - 1st Round *187.*

WR 1:53.28 KRATOCHVILOVA Jarmila 1951 TCH MUENCHEN 26 JUL 1983
 UR 1:56.88 COLOVIC Slobodanka CRO ZAGREB 19 JUL 1987

HEAT 1 OF 5

RANK	BIB	SURNAME & NAME	CTRY	DATE OF BIRTH	LANE	R.T.	TIME
1	94	WESTAWAY Jenna	CAN	19 JUN 1994	1		2:08.22 Q
2	355	ELENSKA Monika	LTU	17 FEB 1996	7		2:08.64 Q
3	532	HOFFMANN Lore	SUI	25 JUL 1996	4		2:08.92 Q
4	446	WYKA Weronika	POL	07 JAN 1994	8		2:08.93 Q
5	139	VOCASKOVA Renata	CZE	18 JUL 1996	3		2:09.26
6	151	OLSEN Dagmar F?ster	DEN	16 JUL 1994	5		2:10.32
7	593	NYAKATO Jeniffer	UGA	04 APR 1994	6		2:14.25

NOT RANKED

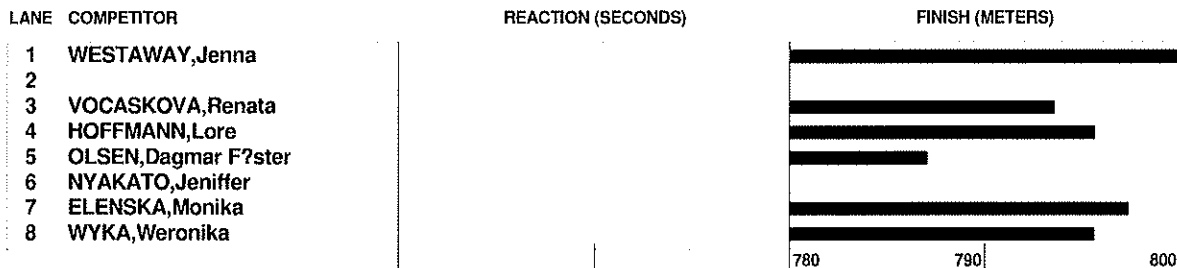
171 AYALEW Eyerusalem Alemne ETH 13 SEP 2000 2 DNS

Qualification: First 4 in each heat (Q) and 4 fastest (q) to Semifinal

Intermediate point leaders (Bib and Time):

400 m : 94 1:06.91

Details: Start time:17:50 Temperature:+30°C Humidity:76%



As of 08/07/2019 at 17:55

Legend

DQ = Disqualified
 DNF = Did Not Finish
 R.T. = Reaction
 DNS = Did Not Start
 Fn = False Start





RESULTS



RANK BIB SURNAME & NAME CTRY DATE OF BIRTH LANE R.T. TIME

Women's 800 m - 1st Round

WR 1:53.28 KRATOCHVILOVA Jarmila 1951 TCH MUENCHEN 26 JUL 1983
 UR 1:56.88 COLOVIC Slobodanka CRO ZAGREB 19 JUL 1987

HEAT 2 OF 5

1	214	SMITH Damaris Grace	GBR	14 NOV 1996	7	2:07.66 Q
2	72	BOUCHARD Maite	CAN	24 AUG 1995	3	2:07.72 Q
3	203	MOUCHET Charlotte	FRA	05 JUN 1996	2	2:08.05 Q
4	460	SIMIUC Lenuta Petronela	ROU	27 SEP 1994	5	2:08.16 Q PB
5	541	BJORLIN-DELMAR Madeleine	SWE	18 JAN 1996	6	2:11.48
6	247	AGYEI Salomey	GHA	16 SEP 1998	4	2:13.33
7	642	MASEKA Bertha	ZAM	06 SEP 1995	1	2:40.72

NOT RANKED


346 RITA Hajdini KOS 27 SEP 1998 8 DNS

Qualification: First 4 in each heat (Q) and 4 fastest (q) to Semifinal

Intermediate point leaders (Bib and Time):

400 m : 247 1:02.74

Details: Start time:17:58 Temperature:+30°C Humidity:76%



As of 08/07/2019 at 18:02

Legend

DQ = Disqualified
 DNF = Did Not Finish
 R.T. = Reaction
 DNS = Did Not Start
 Fn = False Start



RESULTS



RANK BIB SURNAME & NAME CTRY DATE OF BIRTH LANE R.T. TIME

Women's 800 m - 1st Round

WR	1:53.28	KRATOCHVILOVA Jarmila	1951	TCH	MUENCHEN	26 JUL 1983
UR	1:56.88	COLOVIC Slobodanka		CRO	ZAGREB	19 JUL 1987

HEAT 3 OF 5

1	325	SHIOMI Ayano	JPN	26 NOV 1999	8	2:06.77 Q
2	287	CLEIRIGH BUTTNER Siofra	IRL	21 JUL 1995	3	2:06.78 Q
3	222	HERING Christina	GER	09 OCT 1994	4	2:06.81 Q
4	364	HOFFMANN Vera Marie	LUX	02 NOV 1996	2	2:07.66 Q
5	619	EALUM Tanner Dayle	USA	03 MAR 1998	7	2:12.06
6	417	PEARLESS Stella	NZL	29 JAN 1999	1	2:13.16
7	484	DIATTA Clarice	SEN	11 JUN 1997	6	2:27.08

NOT RANKED

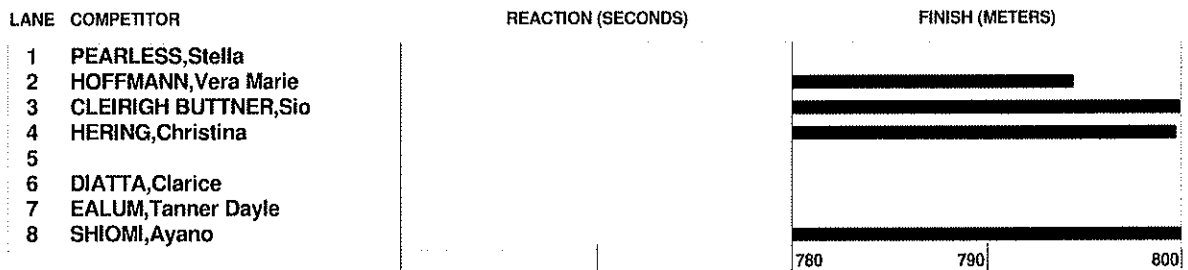
402	JENSEN Sara Dorthea	NOR	15 MAR 1996	5	DNS
-----	---------------------	-----	-------------	---	-----

Qualification: First 4 in each heat (Q) and 4 fastest (q) to Semifinal

Intermediate point leaders (Bib and Time):

400 m :	222	1:02.54
---------	-----	---------

Details: Start time:18:04 Temperature:+30°C Humidity:76%



As of 08/07/2019 at 18:08

Legend

DQ = Disqualified
 DNF = Did Not Finish
 R.T. = Reaction
 DNS = Did Not Start
 Fn = False Start





RESULTS



RANK BIB SURNAME & NAME CTRY DATE OF BIRTH LANE R.T. TIME

Women's 800 m - 1st Round

WR	1:53.28	KRATOCHVILOVA Jarmila	1951	TCH	MUENCHEN	26 JUL 1983
UR	1:56.88	COLOVIC Slobodanka		CRO	ZAGREB	19 JUL 1987

HEAT 4 OF 5

1	21	BISSET Catriona	AUS	01 MAR 1994	8	2:05.13	Q
2	243	TROST Katharina Carolin	GER	28 JUN 1995	6	2:05.75	Q
3	145	JENSEN Mathilde Diekema	DEN	01 APR 1994	2	2:06.11	Q PB
4	634	POCRATSKY Rachel Elizabe	USA	23 JAN 1997	7	2:06.45	Q
5	614	AVENI Brittany Leigh	USA	18 JAN 1998	3	2:07.42	q
6	476	MULLER Niene	RSA	02 JAN 1999	4	2:08.33	q
7	268	BAINS Harmilan	IND	23 JUL 1998	5	2:11.41	
8	486	MBAYE Madjiguene	SEN	08 FEB 1995	1	2:21.38	PB

Qualification: First 4 in each heat (Q) and 4 fastest (q) to Semifinal

Intermediate point leaders (Bib and Time):

400 m : 243 1:02.14

Details:

Start time:18:10

Temperature:+30°C

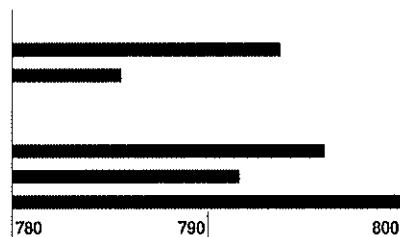
Humidity:76%

LANE COMPETITOR

- 1 MBAYE, Madjiguene
- 2 JENSEN, Mathilde Diek
- 3 AVENI, Brittany Leigh
- 4 MULLER, Niene
- 5 BAINS, Harmilan
- 6 TROST, Katharina Caro
- 7 POCRATSKY, Rachel Eli
- 8 BISSET, Catriona

REACTION (SECONDS)

FINISH (METERS)



As of 08/07/2019 at 18:15

Legend

DQ = Disqualified
DNF = Did Not Finish
R.T. = Reaction

DNS = Did Not Start
Fn = False Start

Napoli (ITA) July 8-13 2019

ATW00801_73A 1.0

Data Processing and Timing by Microplus - www.microplustiming.com

Report Created 08 JUL 2019 at 18:24





RESULTS



RANK BIB SURNAME & NAME CTRY DATE OF BIRTH LANE R.T. TIME

Women's 800 m - 1st Round

WR 1:53.28 KRATOCHVÍLOVA Jarmila 1951 TCH MUENCHEN 26 JUL 1983
 UR 1:56.88 COLOVIC Slobodanka CRO ZAGREB 19 JUL 1987

HEAT 5 OF 5

1	313	VANDI Eleonora	ITA	15 MAR 1996	1	2:06.13	Q
2	36	MITCHELL Morgan	AUS	03 OCT 1994	8	2:06.17	Q
3	590	AJOK Docus	UGA	12 JUL 1994	4	2:06.22	Q SB
4	52	EYKENS Renee	BEL	08 JUN 1996	7	2:06.29	Q
5	290	LALLY Alanna	IRL	30 DEC 1996	5	2:06.74	q
6	336	LISSICHKINA Varvara	KAZ	26 MAR 1997	6	2:06.91	q PB
7	521	KALUMARAKKALAGE Nishanth	SRI	26 AUG 1997	3	2:20.15	
8	501	CENTRIH Mojca	SLO	23 APR 1997	2	2:22.83	

Qualification: First 4 in each heat (Q) and 4 fastest (q) to Semifinal

Intermediate point leaders (Bib and Time):

400 m : 313 1:02.27

Details: Start time:18:17 Temperature:+30°C Humidity:76%

LANE	COMPETITOR	REACTION (SECONDS)	FINISH (METERS)
1	VANDI, Eleonora		
2	CENTRIH, Mojca		
3	KALUMARAKKALAGE, Nish		
4	AJOK, Docus		
5	LALLY, Alanna		
6	LISSICHKINA, Varvara		
7	EYKENS, Renee		
8	MITCHELL, Morgan		

As of 08/07/2019 at 18:21

Legend

DQ = Disqualified
 DNF = Did Not Finish
 R.T. = Reaction
 DNS = Did Not Start
 Fn = False Start



SUMMARY



RANK BIB SURNAME & NAME CTRY DATE OF BIRTH HEAT LANE RANK WIND TIME

Women's 800 m - 1st Round

WR	UR	1:53.28	1:56.88	KRATOCHVILOVA Jarmila	COLOVIC Slobodanka	1951	TCH	MUENCHEN	26 JUL 1983		
							GRO	ZAGREB	19 JUL 1987		
	1	21		BISSET Catriona	AUS	01 MAR 1994	4	8	1	2:05.13	Q
	2	243		TROST Katharina Carolin	GER	28 JUN 1995	4	6	2	2:05.75	Q
	3	145		JENSEN Mathilde Diekema	DEN	01 APR 1994	4	2	3	2:06.11	Q PB
	4	313		VANDI Eleonora	ITA	15 MAR 1996	5	1	1	2:06.13	Q
	5	36		MITCHELL Morgan	AUS	03 OCT 1994	5	8	2	2:06.17	Q
	6	590		AJOK Docus	UGA	12 JUL 1994	5	4	3	2:06.22	Q SB
	7	52		EYKENS Renee	BEL	08 JUN 1996	5	7	4	2:06.29	Q
	8	634		POCRATSKY Rachel Elizabe	USA	23 JAN 1997	4	7	4	2:06.45	Q
	9	290		LALLY Alanna	IRL	30 DEC 1996	5	5	5	2:06.74	q
	10	325		SHIOMI Ayano	JPN	26 NOV 1999	3	8	1	2:06.77	Q
	11	287		CLEIRIGH BUTTNER Siofra	IRL	21 JUL 1995	3	3	2	2:06.78	Q
	12	222		HERING Christina	GER	09 OCT 1994	3	4	3	2:06.81	Q
	13	336		LISSICHKINA Varvara	KAZ	26 MAR 1997	5	6	6	2:06.91	q PB
	14	614		AVENI Brittany Leigh	USA	18 JAN 1998	4	3	5	2:07.42	q
	15	214		SMITH Damaris Grace	GBR	14 NOV 1996	2	7	1	2:07.66	Q
	16	364		HOFFMANN Vera Marie	LUX	02 NOV 1996	3	2	4	2:07.66	Q
	17	72		BOUCHARD Maite	CAN	24 AUG 1995	2	3	2	2:07.72	Q
	18	203		MOUCHET Charlotte	FRA	05 JUN 1996	2	2	3	2:08.05	Q
	19	460		SIMIUC Lenuta Petronela	ROU	27 SEP 1994	2	5	4	2:08.16	Q PB
	20	94		WESTAWAY Jenna	CAN	19 JUN 1994	1	1	1	2:08.22	Q
	21	476		MULLER Niene	RSA	02 JAN 1999	4	4	6	2:08.33	q
	22	355		ELENSKA Monika	LTU	17 FEB 1996	1	7	2	2:08.64	Q
	23	532		HOFFMANN Lore	SUI	25 JUL 1996	1	4	3	2:08.92	Q
	24	446		WYKA Weronika	POL	07 JAN 1994	1	8	4	2:08.93	Q
	25	139		VOCASKOVA Renata	CZE	18 JUL 1996	1	3	5	2:09.26	
	26	151		OLSEN Dagmar F?ster	DEN	16 JUL 1994	1	5	6	2:10.32	
	27	268		BAINS Harmilan	IND	23 JUL 1998	4	5	7	2:11.41	
	28	541		BJORLIN-DELMAR Madeleine	SWE	18 JAN 1996	2	6	5	2:11.48	
	29	619		EALUM Tanner Dayle	USA	03 MAR 1998	3	7	5	2:12.06	
	30	417		PEARLESS Stella	NZL	29 JAN 1999	3	1	6	2:13.16	
	31	247		AGYEI Salomey	GHA	16 SEP 1998	2	4	6	2:13.33	
	32	593		NYAKATO Jeniffer	UGA	04 APR 1994	1	6	7	2:14.25	
	33	521		KALUMARAKKALAGE Nishanth	SRI	26 AUG 1997	5	3	7	2:20.15	
	34	486		MBAYE Madjiguene	SEN	08 FEB 1995	4	1	8	2:21.38	PB
	35	501		CENTRIH Mojca	SLO	23 APR 1997	5	2	8	2:22.83	
	36	484		DIATTA Clarice	SEN	11 JUN 1997	3	6	7	2:27.08	
	37	642		MASEKA Bertha	ZAM	06 SEP 1995	2	1	7	2:40.72	

NOT RANKED

171	AYALEW Eyerusalem Alemne	ETH	13 SEP 2000	1	2	DNS
346	RITA Hajdini	KOS	27 SEP 1998	2	8	DNS
402	JENSEN Sara Dorthea	NOR	15 MAR 1996	3	5	DNS

Qualification: First 4 in each heat (Q) and 4 fastest (q) to Semifinal

Legend

DQ = Disqualified
DNF = Did Not Finish
R.T. = Reaction

DNS = Did Not Start
Fn = False Start

Napoli (ITA) July 8-13 2019

ATW00800_74A 1.0

Data Processing and Timing by Microplus - www.microplustiming.com

Report Created 08 JUL 2019 at 18:26





SUMMARY



RANK BIB SURNAME & NAME CTRY DATE OF BIRTH HEAT LANE RANK WIND TIME

Women's 800 m - Semifinal 197.

WR	UR	1:53.28	1:56.88	KRATOCHVILOVA Jarmila	COLOVIC Slobodanka	1951	TCH CRO	MUENCHEN ZAGREB	26 JUL 1983	19 JUL 1987
	1	21		BISSET Catriona		AUS	01 MAR 1994	1 3 1	2:01.45	Q
	2	590		AJOK Docus		UGA	12 JUL 1994	3 2 1	2:02.38	Q SB
	3	52		EYKENS Renee		BEL	08 JUN 1996	1 5 2	2:02.55	Q
	4	532		HOFFMANN Lore		SUI	25 JUL 1996	1 4 3	2:02.65	q
	5	36		MITCHELL Morgan		AUS	03 OCT 1994	3 4 2	2:02.91	Q
	6	287		CLEIRIGH BUTTNER Siofra		IRL	21 JUL 1995	3 5 3	2:03.00	q
	7	72		BOUCHARD Maite		CAN	24 AUG 1995	3 3 4	2:03.18	
	8	222		HERING Christina		GER	09 OCT 1994	2 3 1	2:03.36	Q
	9	94		WESTAWAY Jenna		CAN	19 JUN 1994	2 4 2	2:03.42	Q
	10	214		SMITH Damaris Grace		GBR	14 NOV 1996	2 5 3	2:03.44	
	11	325		SHIOMI Ayano		JPN	26 NOV 1999	1 6 4	2:03.73	
	12	243		TROST Katharina Carolin		GER	28 JUN 1995	3 6 5	2:04.23	
	13	313		VANDI Eleonora		ITA	15 MAR 1996	2 7 4	2:05.09	
	14	634		POCRATSKY Rachel Elizabe		USA	23 JAN 1997	2 6 5	2:06.14	
	15	446		WYKA Weronika		POL	07 JAN 1994	3 7 6	2:06.31	
	16	290		LALLY Alanna		IRL	30 DEC 1996	2 8 6	2:06.36	
	17	364		HOFFMANN Vera Marie		LUX	02 NOV 1996	1 8 5	2:06.73	
	18	336		LISSICHKINA Varvara		KAZ	26 MAR 1997	2 1 7	2:07.69	
	19	203		MOUCHET Charlotte		FRA	05 JUN 1996	1 7 6	2:07.95	
	20	614		AVENI Brittany Leigh		USA	18 JAN 1998	3 1 7	2:08.31	
	21	145		JENSEN Mathilde Diekema		DEN	01 APR 1994	1 2 7	2:08.69	PB
	22	355		ELENSKA Monika		LTU	17 FEB 1996	3 8 8	2:08.98	
	23	476		MULLER Niene		RSA	02 JAN 1999	2 2 8	2:11.22	

NOT RANKED

460 **SIMIUC** Lenuta Petronela ROU 27 SEP 1994 1 1 **DNF**

Qualification: First 2 in each heat (Q) and 2 fastest (q) to Final

DQ = Disqualified
DNF = Did Not Finish
R.T. = Reaction

Legend

DNS = Did Not Start
Fn = False Start

Napoli (ITA) July 8-13 2019

ATW00800_74A 1.0

Data Processing and Timing by Microplus - www.microplustiming.com

Report Created 09 JUL 2019 at 20:41

1



RESULTS



RANK BIB SURNAME & NAME CTRY DATE OF BIRTH LANE R.T. TIME

Women's 800 m - Final 107.

WR 1:53.28 KRATOCHVILLOVA Jarmila 1951 TCH MUENCHEN 26 JUL 1983
 UR 1:56.88 COLOVIC Slobodanka CRO ZAGREB 19 JUL 1987

FINAL

1	21	BISSET Catriona	AUS	01 MAR 1994	5	2:01.20	
2	222	HERING Christina	GER	09 OCT 1994	4	2:01.87	
3	590	AJOK Docus	UGA	12 JUL 1994	2	2:02.31	SB
4	532	HOFFMANN Lore	SUI	25 JUL 1996	8	2:02.58	
5	94	WESTAWAY Jenna	CAN	19 JUN 1994	3	2:02.65	
6	52	EYKENS Renee	BEL	08 JUN 1996	7	2:02.71	
7	287	CLEIRIGH BUTTNER Siofra	IRL	21 JUL 1995	1	2:03.20	
8	36	MITCHELL Morgan	AUS	03 OCT 1994	6	2:04.19	

Intermediate point leaders (Bib and Time):

400 m : 590 59.27

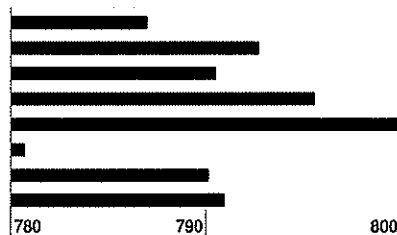
Details: Start time:19:30 Temperature:+25°C Humidity:63%

LANE COMPETITOR

- 1 CLEIRIGH BUTTNER,Sio
- 2 AJOK,Docus
- 3 WESTAWAY,Jenna
- 4 HERING,Christina
- 5 BISSET,Catriona
- 6 MITCHELL,Morgan
- 7 EYKENS,Renee
- 8 HOFFMANN,Lore

REACTION (SECONDS)

FINISH (METERS)

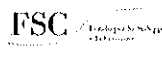


As of 10/07/2019 at 19:34

Legend

DQ = Disqualified
 DNF = Did Not Finish
 R.T. = Reaction

DNS = Did Not Start
 Fn = False Start





RESULTS



RANK BIB SURNAME & NAME CTRY DATE OF BIRTH ORD TIME

Women's 1500 m - 1st Round *11.7.*

WR 3:50.07 DIBABA Genzebe 1991 ETH MONACO 17 JUL 2015
 UR 4:01.32 IVAN Paula ROU ZAGREB 16 JUL 1987

HEAT 1 OF 2

RANK	BIB	SURNAME & NAME	CTRY	DATE OF BIRTH	ORD	TIME
1	220	GRANZ Caterina	GER	14 MAR 1994	11	4:19.15 Q
2	93	STAFFORD Lucia	CAN	17 AUG 1998	7	4:19.89 Q
3	482	VILJOEN Carina	RSA	15 APR 1997	1	4:20.18 Q
4	208	CHATTENTON Dani	GBR	04 JUL 1996	2	4:21.00 Q
5	551	SODERHOLM Linn	SWE	05 MAY 1996	6	4:22.44 q
6	27	HANSEN Georgia	AUS	22 DEC 1998	5	4:23.23 q
7	268	BAINS Harmilan	IND	23 JUL 1998	4	4:26.50
8	66	GEORGIEVA Silviya	BUL	17 AUG 1999	3	4:28.15
9	157	RYTTER Josefine	DEN	21 MAY 1994	10	4:28.81 PB
10	618	DE CASTRO Danielle A.	USA	29 SEP 1996	9	4:32.16
11	593	NYAKATO Jeniffer	UGA	04 APR 1994	8	4:34.01

Qualification: First 4 in each heat (Q) and 4 fastest (q) to Final

Intermediate point leaders (Bib and Time):

400 m : 268 1:10.04 800 m : 27 2:24.88 1200 m : 220 3:31.92

Details: Start time:10:35 Temperature:+26°C Humidity:44%

As of 11/07/2019 at 10:42

Legend

DQ = Disqualified
 DNF = Did Not Finish
 ORD = Order

DNS = Did Not Start
 * = Caution

Napoli (ITA) July 8-13 2019

ATW0150302_73G 2.0

Data Processing and Timing by Microplus - www.microplustiming.com

Report Created 11 JUL 2019 at 16:28

1



CONI



FISU



REGIONI & PROVINCE



REGIONI & PROVINCE



POC 14-20
 P.M.P.A.M.P.A.




FSC



CRUI



MicroPlus



RESULTS



RANK BIB SURNAME & NAME CTRY DATE OF BIRTH ORD TIME

Women's 1500 m - 1st Round

WR 3:50.07 DIBABA Genzebe 1991 ETH MONACO 17 JUL 2015
 UR 4:01.32 IVAN Paula ROU ZAGREB 16 JUL 1987

HEAT 2 OF 2

1	26	GRIFFITH Georgia	AUS	05 DEC 1996	5	4:20.76 Q
2	613	FERNANDEZ Moreira	URU	01 APR 1995	7	4:21.04 Q
3	79	HUFSMITH Courtney	CAN	24 OCT 1998	1	4:21.38 Q
4	364	HOFFMANN Vera Marie	LUX	02 NOV 1996	11	4:21.64 Q
5	274	DEORE Durga Pramod	IND	08 JUN 1999	4	4:24.21 q PB
6	634	POCRATSKY Rachel E.	USA	23 JAN 1997	2	4:25.43 q
7	460	SIMIUC Lenuta Petronela	ROU	27 SEP 1994	8	4:27.36
8	158	SCHULZ Line	DEN	18 JUL 1996	10	4:29.57
9	500	ARZENSEK Urska	SLO	22 AUG 1999	6	4:37.58 PB

NOT RANKED

171 AYALEW Eyerusalem A. ETH 13 SEP 2000 3 DNS
 590 AJOK Docus UGA 12 JUL 1994 9 DQ 142.4a

Qualification: First 4 in each heat (Q) and 4 fastest (q) to Final

Intermediate point leaders (Bib and Time):

400 m : 26 1:12.77 800 m : 26 2:26.40 1200 m : 26 3:34.53

Details: Start time:10:45 Temperature:+26°C Humidity:44%

As of 11/07/2019 at 16:26

AJOK DOCUS DSQ rule 142.4a

Legend

DQ = Disqualified
 DNF = Did Not Finish
 ORD = Order

DNS = Did Not Start
 * = Caution



CONI



FISU



CUSI




FSC



CRUI



microplus



SUMMARY



RANK BIB SURNAME & NAME CTRY DATE OF BIRTH HEAT ORD RANK TIME T.ISCR.

Women's 1500 m - 1st Round

WR	UR	3:50.07 DIBABA Genzebe 4:01.32 IVAN Paulta	1991 ETH ROU	MONACO ZAGREB	17 JUL 2015 16 JUL 1987
	1	220 GRANZ Caterina	GER 14 MAR 1994	1 11 1	4:19.15 Q 4:09.19
	2	93 STAFFORD Lucia	CAN 17 AUG 1998	1 7 2	4:19.89 Q 4:09.17
	3	482 VILJOEN Carina	RSA 15 APR 1997	1 1 3	4:20.18 Q 4:13.27
	4	26 GRIFFITH Georgia	AUS 05 DEC 1996	2 5 1	4:20.76 Q 4:05.39
	5	208 CHATTENTON Dani	GBR 04 JUL 1996	1 2 4	4:21.00 Q 4:15.53
	6	613 FERNANDEZ Moreira	URU 01 APR 1995	2 7 2	4:21.04 Q 4:13.49
	7	79 HUFSMITH Courtney	CAN 24 OCT 1998	2 1 3	4:21.38 Q 4:11.83
	8	364 HOFFMANN Vera Marie	LUX 02 NOV 1996	2 11 4	4:21.64 Q 4:20.51
	9	551 SODERHOLM Linn	SWE 05 MAY 1996	1 6 5	4:22.44 q 4:16.72
	10	27 HANSEN Georgia	AUS 22 DEC 1998	1 5 6	4:23.23 q 4:11.22
	11	274 DEORE Durga Pramod	IND 08 JUN 1999	2 4 5	4:24.21 q PB 4:28.00
	12	634 POCRATSKY Rachel E.	USA 23 JAN 1997	2 2 6	4:25.43 q 4:10.03
	13	268 BAINS Harmilan	IND 23 JUL 1998	1 4 7	4:26.50 4:25.95
	14	460 SIMIUC Lenuta Petronela	ROU 27 SEP 1994	2 8 7	4:27.36 4:15.48
	15	66 GEORGIEVA Silviya	BUL 17 AUG 1999	1 3 8	4:28.15 4:24.60
	16	157 RYTTER Josefine	DEN 21 MAY 1994	1 10 9	4:28.81 PB 4:30.60
	17	158 SCHULZ Line	DEN 18 JUL 1996	2 10 8	4:29.57 4:20.05
	18	618 DE CASTRO Danielle A.	USA 29 SEP 1996	1 9 10	4:32.16 4:27.52
	19	593 NYAKATO Jeniffer	UGA 04 APR 1994	1 8 11	4:34.01
	20	500 ARZENSEK Urska	SLO 22 AUG 1999	2 6 9	4:37.58 PB 4:39.23

NOT RANKED

171	AYALEW Eyerusalem A.	ETH 13 SEP 2000	2 3	DNS
590	AJOK Docus	UGA 12 JUL 1994	2 9 5	DQ 142.4a

Qualification: First 4 in each heat (Q) and 4 fastest (q) to Final

Legend

DQ = Disqualified
DNF = Did Not Finish
ORD = Order

DNS = Did Not Start
* = Caution



RESULTS



RANK BIB SURNAME & NAME CTRY DATE OF BIRTH ORD TIME

Women's 1500 m - Final *13.7.*

WR 3:50.07 DIBABA Genzebe 1991 ETH MONACO 17 JUL 2015
 UR 4:01.32 IVAN Paula ROU ZAGREB 16 JUL 1987

FINAL

RANK	BIB	SURNAME & NAME	CTRY	DATE OF BIRTH	ORD	TIME	
1	220	GRANZ Caterina	GER	14 MAR 1994	4	4:09.14	SB
2	26	GRIFFITH Georgia	AUS	05 DEC 1996	5	4:09.89	
3	79	HUFSMITH Courtney	CAN	24 OCT 1998	9	4:11.81	PB
4	613	FERNANDEZ Moreira	URU	01 APR 1995	6	4:12.62	SB
5	93	STAFFORD Lucia	CAN	17 AUG 1998	8	4:12.70	
6	482	VILJOEN Carina	RSA	15 APR 1997	7	4:14.70	
7	364	HOFFMANN Vera Marie	LUX	02 NOV 1996	3	4:15.81	PB
8	208	CHATTENTON Dani	GBR	04 JUL 1996	2	4:16.32	
9	551	SODERHOLM Linn	SWE	05 MAY 1996	11	4:21.40	
10	27	HANSEN Georgia	AUS	22 DEC 1998	12	4:21.89	
11	274	DEORE Durga Pramod	IND	08 JUN 1999	1	4:29.91	

NOT RANKED

634 POCRATSKY Rachel E. USA 23 JAN 1997 10 DNS

Intermediate point leaders (Bib and Time):

400 m : 26 1:09.40 800 m : 220 2:17.60 1200 m : 220 3:21.84

Details: Start time:18:50 Temperature:+27°C Humidity:71%

As of 13/07/2019 at 19:02

Legend

DQ = Disqualified
 DNF = Did Not Finish
 ORD = Order

DNS = Did Not Start
 * = Caution

Napoli (ITA) July 8-13 2019

ATW0150601_73G 1.0

Data Processing and Timing by Microplus - www.microplustiming.com

Report Created 13 JUL 2019 at 19:04

1



RESULTS



RANK BIB SURNAME & NAME CTRY DATE OF BIRTH LANE R.T. TIME

Women's 400 m Hurdles - 1st Round 187.

WR 52.34 PECHONKINA Yuliya 1978 RUS TULA 08 AUG 2003
 UR 53.95 PERNA Daimi CUB PALMA DE MAL 10 JUL 1999

HEAT 1 OF 4

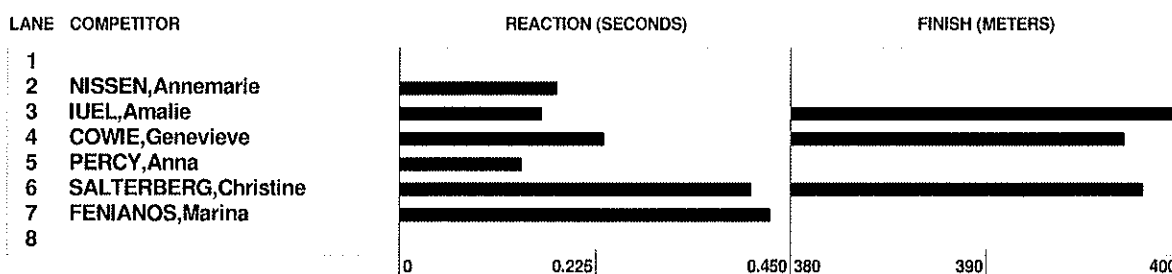
1	401	IUEL Amalie	NOR	17 APR 1994	3	0.164	57.50 Q
2	238	SALTERBERG Christine	GER	09 JUN 1994	6	0.405	57.77 Q
3	24	COWIE Genevieve	AUS	26 APR 1995	4	0.235	57.91 Q
4	418	PERCY Anna	NZL	26 OCT 1997	5	0.141	1:00.68
5	149	NISSEN Annemarie	DEN	08 JUL 1994	2	0.181	1:00.79 SB
6	352	FENIANOS Marina	LBN	20 AUG 1994	7	0.427	1:11.28

NOT RANKED

550 PALMQVIST Hanna SWE 20 JAN 1996 8 DQ 168.7

Qualification: First 3 in each heat (Q) and 4 fastest (q) to Semifinal

Details: Start time:17:17 Temperature:+30°C Humidity:74%



As of 08/07/2019 at 17:33

DQ = Disqualified
 DNF = Did Not Finish
 R.T. = Reaction

Legend

DNS = Did Not Start
 Fn = False Start





RESULTS



RANK BIB SURNAME & NAME CTRY DATE OF BIRTH LANE R.T. TIME

Women's 400 m Hurdles - 1st Round

WR 52.34 PECHONKINA Yuliya 1978 RUS TULA 08 AUG 2003
 UR 53.95 PERNIA Daimi CUB PALMA DE MAL 10 JUL 1999

HEAT 2 OF 4


1	216	BOHM Djamila	GER	15 JUL 1994	4	0.282	57.66	Q
2	467	JOSEPH Rogail Samantha	RSA	22 APR 2000	7	0.321	57.88	Q
3	412	KEENAN Mackenzie	NZL	11 SEP 1994	5	0.214	58.86	Q
4	122	HRUSOCI Alena	CRO	14 MAR 1995	2	0.244	59.54	q
5	390	ISLAMI Drita	MKD	01 AUG 1996	8	0.276	59.96	q
6	163	KLEEMEIER Marielle	EST	14 MAY 1996	3	0.186	1:01.93	SB

NOT RANKED

172 BEDADA Smenesh Taye ETH 05 FEB 1995 6 DNS

Qualification: First 3 in each heat (Q) and 4 fastest (q) to Semifinal

Details: Start time:17:26 Temperature:+30°C Humidity:74%



As of 08/07/2019 at 17:30

DQ = Disqualified
 DNF = Did Not Finish
 R.T. = Reaction

Legend

DNS = Did Not Start
 Fn = False Start

Napoli (ITA) July 8-13 2019

ATW04401_73A 1.0

Data Processing and Timing by Microplus - www.microplustiming.com

Report Created 08 JUL 2019 at 17:44





RANK BIB SURNAME & NAME CTRY DATE OF BIRTH LANE R.T. TIME

Women's 400 m Hurdles - 1st Round

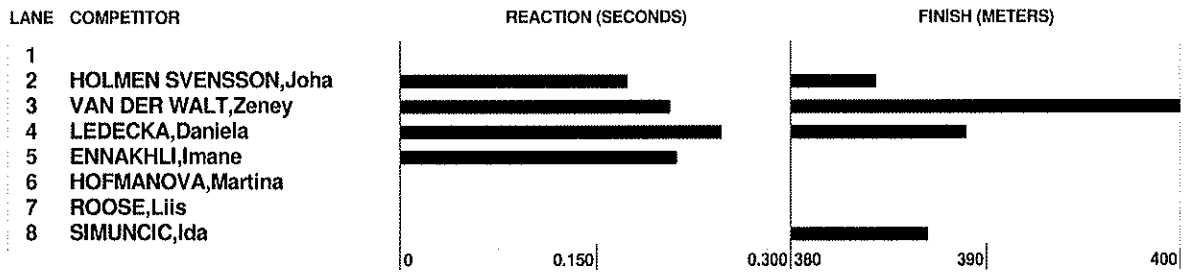
WR 52.34 PECHONKINA Yuliya 1978 RUS TULA 08 AUG 2003
UR 53.95 PERNIA Dalmi CUB PALMA DE MAL 10 JUL 1999

HEAT 3 OF 4

Table with 7 columns: Rank, Bib, Name, Country, Date of Birth, Lane, R.T., Time. Contains results for 7 competitors in Heat 3.

Qualification: First 3 in each heat (Q) and 4 fastest (q) to Semifinal

Details: Start time:17:31 Temperature:+30°C Humidity:74%



As of 08/07/2019 at 17:36

DQ = Disqualified
DNF = Did Not Finish
R.T. = Reaction

Legend

DNS = Did Not Start
Fn = False Start





RESULTS



RANK BIB SURNAME & NAME CTRY DATE OF BIRTH LANE R.T. TIME

Women's 400 m Hurdles - 1st Round


WR 52.34 PECHONKINA Yuliya 1978 RUS TULA 08 AUG 2003
 UR 53.95 PERNIA Dalmi CUB PALMA DE MAL 10 JUL 1999

HEAT 4 OF 4

1	305	FOLORUNSO Ayomide	ITA	17 OCT 1996	7	0.244	56.23 Q
2	608	MYKOLENKO Mariia	UKR	04 APR 1994	2	0.243	56.76 Q SB
3	65	SANTOS Marlene	BRA	24 OCT 1999	3	0.155	57.66 Q
4	120	ROJAS GUTIERREZ Daniela	CRC	26 NOV 1997	4	0.256	57.89 q SB
5	333	AKHMETOVA Adelina	KAZ	25 DEC 1998	6	0.297	1:01.97
6	511	TRAJKOVIC Gala	SLO	13 AUG 1998	8	0.252	1:03.23
7	524	SUBAHANI Abayarathna	SRI	10 FEB 1997	5	0.232	1:04.80

Qualification: First 3 in each heat (Q) and 4 fastest (q) to Semifinal

Details: Start time:17:39 Temperature:+30°C Humidity:74%



As of 08/07/2019 at 17:42

Legend

DQ = Disqualified
 DNF = Did Not Finish
 R.T. = Reaction
 DNS = Did Not Start
 Fn = False Start

Napoli (ITA) July 8-13 2019

ATW04401_73A 1.0

Data Processing and Timing by Microplus - www.microplustiming.com

Report Created 08 JUL 2019 at 17:44





SUMMARY



RANK BIB SURNAME & NAME CTRY DATE OF BIRTH HEAT LANE RANK WIND TIME

Women's 400 m Hurdles - 1st Round

WR	52.34	PECHONKINA Yuliya	1978	RUS	TULA	08 AUG 2003
UR	53.95	PERNIA Daimi		CUB	PALMA DE MAL	10 JUL 1999
1	305	FOLORUNSO Ayomide	ITA	17 OCT 1996	4 7 1	56.23 Q
2	608	MYKOLENKO Mariia	UKR	04 APR 1994	4 2 2	56.76 Q SB
3	479	VAN DER WALT Zeney	RSA	22 MAY 2000	3 3 1	57.49 Q
4	401	IUEL Amalie	NOR	17 APR 1994	1 3 1	57.50 Q
5	216	BOHM Djamila	GER	15 JUL 1994	2 4 1	57.66 Q
6	65	SANTOS Marlene	BRA	24 OCT 1999	4 3 3	57.66 Q
7	238	SALTERBERG Christine	GER	09 JUN 1994	1 6 2	57.77 Q
8	467	JOSEPH Rogail Samantha	RSA	22 APR 2000	2 7 2	57.88 Q
9	120	ROJAS GUTIERREZ Daniela	CRC	26 NOV 1997	4 4 4	57.89 q SB
10	24	COWIE Genevieve	AUS	26 APR 1995	1 4 3	57.91 Q
11	412	KEENAN Mackenzie	NZL	11 SEP 1994	2 5 3	58.86 Q
12	537	LEDECKA Daniela	SVK	04 NOV 1996	3 4 2	59.12 Q
13	124	SIMUNCIC Ida	CRO	09 APR 1996	3 8 3	59.42 Q
14	122	HRUSOCI Alena	CRO	14 MAR 1995	2 2 4	59.54 q
15	543	HOLMEN SVENSSON Johanna	SWE	07 MAR 1995	3 2 4	59.83 q
16	390	ISLAMI Drita	MKD	01 AUG 1996	2 8 5	59.96 q
17	418	PERCY Anna	NZL	26 OCT 1997	1 5 4	1:00.68
18	149	NISSEN Annemarie	DEN	08 JUL 1994	1 2 5	1:00.79 SB
19	130	HOFMANOVA Martina	CZE	06 JAN 1995	3 6 5	1:00.88
20	169	ROOSE Liis	EST	03 NOV 1996	3 7 6	1:00.90
21	371	ENNAKHLI Imane	MAR	29 AUG 2000	3 5 7	1:01.88
22	163	KLEEMEIER Marielle	EST	14 MAY 1996	2 3 6	1:01.93 SB
23	333	AKHMETOVA Adelina	KAZ	25 DEC 1998	4 6 5	1:01.97
24	511	TRAJKOVIC Gala	SLO	13 AUG 1998	4 8 6	1:03.23
25	524	SUBAHANI Abayarathna	SRI	10 FEB 1997	4 5 7	1:04.80
26	352	FENIANOS Marina	LBN	20 AUG 1994	1 7 6	1:11.28

NOT RANKED

172	BEDADA Smenesh Taye	ETH	05 FEB 1995	2 6	DNS
550	PALMQVIST Hanna	SWE	20 JAN 1996	1 8	DQ 168.7

Qualification: First 3 in each heat (Q) and 4 fastest (q) to Semifinal

Legend

DQ = Disqualified
DNF = Did Not Finish
R.T. = Reaction

DNS = Did Not Start
Fn = False Start

Napoli (ITA) July 8-13 2019

ATW04400_74A 1.0

Data Processing and Timing by Microplus - www.microplustiming.com

Report Created 08 JUL 2019 at 17:45

1



SUMMARY



RANK BIB SURNAME & NAME CTRY DATE OF BIRTH HEAT LANE RANK WIND TIME

Women's 400 m Hurdles - Semifinal 197

WR	UR	52.34	PECHONKINA Yuliya	1978	RUS	TULA	08 AUG 2003
		53.95	PERNIA Daimi		CUB	PALMA DE MAL	10 JUL 1999
1	305		FOLORUNSO Ayomide	ITA	17 OCT 1996	2 5 1	55.41 Q
2	401		IUEL Amalie	NOR	17 APR 1994	1 5 1	55.99 Q
3	479		VAN DER WALT Zeney	RSA	22 MAY 2000	1 4 2	56.15 Q
4	608		MYKOLENKO Mariia	UKR	04 APR 1994	2 6 2	56.40 Q SB
5	238		SALTERBERG Christine	GER	09 JUN 1994	1 3 3	56.86 Q SB
6	537		LEDECKA Daniela	SVK	04 NOV 1996	1 6 4	56.95 q
7	216		BOHM Djamila	GER	15 JUL 1994	2 3 3	57.18 Q
8	467		JOSEPH Rogail Samantha	RSA	22 APR 2000	2 4 4	57.34 q
9	24		COWIE Genevieve	AUS	26 APR 1995	1 7 5	57.91
10	65		SANTOS Marlene	BRA	24 OCT 1999	2 8 5	57.99
11	122		HRUSOCI Alena	CRO	14 MAR 1995	1 1 6	58.22
12	412		KEENAN Mackenzie	NZL	11 SEP 1994	1 8 7	58.22
13	120		ROJAS GUTIERREZ Daniela	CRC	26 NOV 1997	2 2 6	58.49 SB
14	124		SIMUNCIC Ida	CRO	09 APR 1996	2 7 7	59.12
15	390		ISLAMI Drita	MKD	01 AUG 1996	2 1 8	59.20 SB
16	543		HOLMEN SVENSSON Johanna	SWE	07 MAR 1995	1 2 8	59.68

Qualification: First 3 in each heat (Q) and 2 fastest (q) to Final

Legend

DQ = Disqualified
DNF = Did Not Finish
R.T. = Reaction

DNS = Did Not Start
Fn = False Start

Napoli (ITA) July 8-13 2019

ATW04400_74A 1.0

Data Processing and Timing by Microplus - www.microplustiming.com

Report Created 09 JUL 2019 at 18:14

1



CONI



FISU



CUSI





RESULTS



RANK BIB SURNAME & NAME CTRY DATE OF BIRTH LANE R.T. TIME

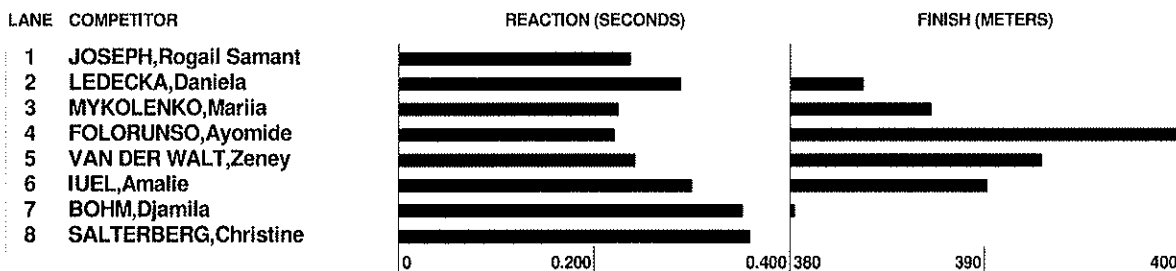
Women's 400 m Hurdles - Final 1107.

WR 52.34 PECHONKINA Yuliya 1978 RUS TULA 08 AUG 2003
 UR 53.95 PERNIA Daimi CUB PALMA DE MAL 10 JUL 1999

FINAL

RANK	BIB	SURNAME & NAME	CTRY	DATE OF BIRTH	LANE	R.T.	TIME	
1	305	FOLORUNSO Ayomide	ITA	17 OCT 1996	4	0.222	54.75	SB
2	479	VAN DER WALT Zeney	RSA	22 MAY 2000	5	0.243	55.73	SB
3	401	IUEL Amalie	NOR	17 APR 1994	6	0.301	56.13	
4	608	MYKOLENKO Mariia	UKR	04 APR 1994	3	0.226	56.55	SB
5	537	LEDECKA Daniela	SVK	04 NOV 1996	2	0.289	57.07	
6	216	BOHM Djamila	GER	15 JUL 1994	7	0.353	57.59	
7	238	SALTERBERG Christine	GER	09 JUN 1994	8	0.360	58.12	
8	467	JOSEPH Rogail Samantha	RSA	22 APR 2000	1	0.238	59.07	

Details: Start time:18:38 Temperature:+24°C Humidity:73%



As of 10/07/2019 at 18:57

Legend

DQ = Disqualified
 DNF = Did Not Finish
 R.T. = Reaction

DNS = Did Not Start
 Fn = False Start



RESULTS



RANK BIB TEAM CTRY LANE R.T. TIME

Women's 4 x 400 Relay - 1st Round 12.7.

WR 3:15.17 USSR URS SEOUL 01 OCT 1988
 UR 3:24.97 USSR URS EDMONTON 09 JUL 1983

HEAT 1 OF 2

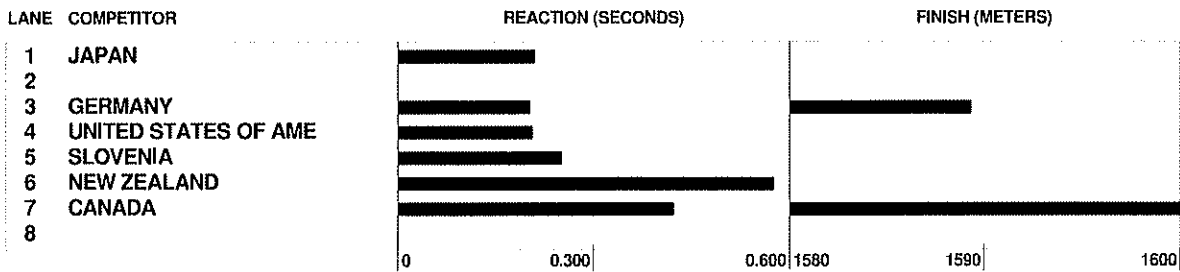
1	CANADA	CAN	7	0.425	3:33.24	Q
	90 SHERAR Zoe - 94 WESTAWAY Jenna - 72 BOUGHARD Maite - 86 PRICE Maddy					
2	GERMANY	GER	3	0.203	3:34.67	Q
	216 BOHM Djamilia - 222 HERING Christina - 243 TROST Katharina Carolin - 245 WESSOLLY Jessica-Bianca					
3	UNITED STATES OF AMERICA	USA	4	0.207	3:36.12	Q
	627 KERR Mackenzie Grace - 619 EALUM Tanner Dayle - 634 POCRATSKY Rachel E. - 614 AVENI Brittany Leigh					
4	JAPAN	JPN	1	0.210	3:39.67	
	318 HIROSAWA Mae - 330 YANAGIYA Tomomi - 331 YUASA Kanako - 325 SHIOMI Ayano					
5	NEW ZEALAND	NZL	6	0.577	3:40.00	
	410 HULLS Georgia - 412 KEENAN Mackenzie - 418 PERCY Anna - 421 STEPHENSON Briana					
6	SLOVENIA	SLO	5	0.252	3:58.07	
	511 TRAJKOVIC Gala - 501 CENTRIH Mojca - 505 LENARDIC Ajda - 510 SKOK Lana					

NOT RANKED

SENEGAL	SEN	2		DNS
485 MANE Nafy - 483 CISSE Rama - 484 DIATTA Clarice - 486 MBAYE Madjiguene				
GHANA	GHA	8		DQ 170.19
247 AGYEI Salomey - 249 ALI Latifa - 248 AGYEMANG Kate - 250 NUHU Rafiatu				

Qualification: First 3 in each heat (Q) and 2 fastest (q) to Final

Details: Start time:20:30 Temperature:+27°C Humidity:76%




As of 12/07/2019 at 20:41

DQ = Disqualified
 DNF = Did Not Finish
 R.T. = Reaction

Legend

DNS = Did Not Start
 Fn = False Start





RESULTS



RANK BIB TEAM CTRY LANE R.T. TIME

Women's 4 x 400 Relay - 1st Round

WR 3:15.17 USSR URS SEOUL 01 OCT 1988
 UR 3:24.97 USSR URS EDMONTON 09 JUL 1983

HEAT 2 OF 2

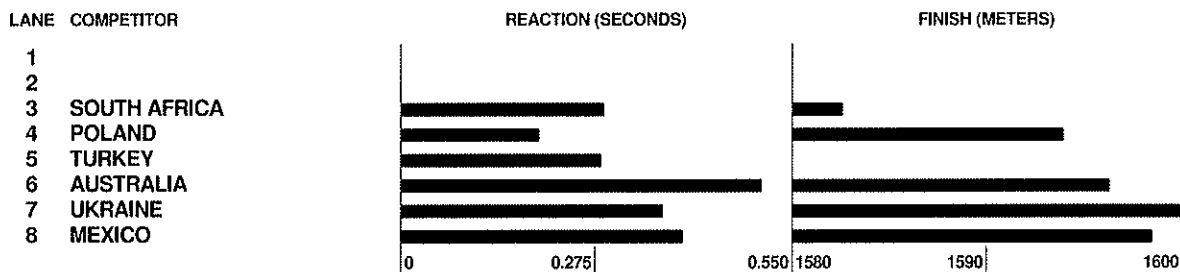
RANK	TEAM	CTRY	LANE	R.T.	TIME	QUAL
1	UKRAINE 608 MYKOLENKO Mariia - 604 KLYMIUK Kateryna - 602 HOLIENIEVA Anastasiia - 607 MELNYK Tetiana	UKR	7	0.371	3:34.02	Q
2	MEXICO 381 CORONA RODRIGUEZ Frida M - 378 AGUILLON RAMOS Dania A. - 380 COOK MARTINEZ Rosa L. - 386 MORAN ERREJON Pao	MEX	8	0.399	3:34.22	Q
3	AUSTRALIA 24 COWIE Genevieve - 36 MITCHELL Morgan - 43 STAFFORD Jessie - 40 O'GRADY Gabriella	AUS	6	0.508	3:34.51	Q
4	POLAND 441 PALYS Anna Dorota - 433 KARAS Mariola Barbara - 444 WRONA Alicja - 429 DOBEK Anna	POL	4	0.197	3:34.83	q
5	SOUTH AFRICA 462 BIELDT Taylon - 467 JOSEPH Rogail Samantha - 476 MULLER Niene - 479 VAN DER WALT Zeney	RSA	3	0.289	3:36.37	q
6	TURKEY 579 BAS Zeynep - 588 YILDIRIM Derya - 585 SANCAK Berfe - 577 AY Mizgin	TUR	5	0.284	3:37.94	

NOT RANKED

CHILE 100 HERNANDEZ Anais - 102 MONTT Maria - 103 VILLANUSTRE Sol - 98 CARDOCH Poulette - 101 HURTADO Maria	CHI	1	DNS
CZECH REPUBLIC 130 HOFMANOVA Martina - 133 JIRANOVA Helena - 137 PIRKOVA Marcela - 139 VOCASKOVA Renata	CZE	2	DNS

Qualification: First 3 in each heat (Q) and 2 fastest (q) to Final

Details: Start time:20:45 Temperature:+27°C Humidity:76%



As of 12/07/2019 at 22:44

DQ = Disqualified
 DNF = Did Not Finish
 R.T. = Reaction

Legend

DNS = Did Not Start
 Fn = False Start





SUMMARY



RANK BIB TEAM CTRY HEAT LANE RANK TIME

Women's 4 x 400 Relay - 1st Round

WR	3:15.17	USSR	URS	SEOUL	01 OCT 1988	
UR	3:24.97	USSR	URS	EDMONTON	09 JUL 1983	
1	CANADA	CAN	1	7	1	3:33.24 Q
	90 SHERAR Zoe - 94 WESTAWAY Jenna - 72 BOUCHARD Maite - 86 PRICE Maddy					
2	UKRAINE	UKR	2	7	1	3:34.02 Q
	608 MYKOLENKO Mariia - 604 KLYMIUK Kateryna - 602 HOLIENIEVA Anastasiia - 607 MELNYK Tetiana					
3	MEXICO	MEX	2	8	2	3:34.22 Q
	381 CORONA RODRIGUEZ Frida M - 378 AGUILLON RAMOS Dania A. - 380 COOK MARTINEZ Rosa L. - 386 MORAN ERREJON Pao					
4	AUSTRALIA	AUS	2	6	3	3:34.51 Q
	24 COWIE Genevieve - 36 MITCHELL Morgan - 43 STAFFORD Jessie - 40 O'GRADY Gabriella					
5	GERMANY	GER	1	3	2	3:34.67 Q
	216 BOHM Djamila - 222 HERING Christina - 243 TROST Katharina Carolin - 245 WESSOLLY Jessica-Bianca					
6	POLAND	POL	2	4	4	3:34.83 q
	441 PALYS Anna Dorota - 433 KARAS Mariola Barbara - 444 WRONA Alicja - 429 DOBEK Anna					
7	UNITED STATES OF AMERICA	USA	1	4	3	3:36.12 Q
	627 KERR Mackenzie Grace - 619 EALUM Tanner Dayle - 634 POCRATSKY Rachel E. - 614 AVENI Brittany Leigh					
8	SOUTH AFRICA	RSA	2	3	5	3:36.37 q
	462 BIELDT Taylon - 467 JOSEPH Rogail Samantha - 476 MULLER Niene - 479 VAN DER WALT Zeney					
9	TURKEY	TUR	2	5	6	3:37.94
	579 BAS Zeynep - 588 YILDIRIM Derya - 585 SANCAK Berfe - 577 AY Mizgin					
10	JAPAN	JPN	1	1	4	3:39.67
	318 HIROSAWA Mae - 330 YANAGIYA Tomomi - 331 YUASA Kanako - 325 SHIOMI Ayano					
11	NEW ZEALAND	NZL	1	6	5	3:40.00
	410 HULLS Georgia - 412 KEENAN Mackenzie - 418 PERCY Anna - 421 STEPHENSON Briana					
12	SLOVENIA	SLO	1	5	6	3:58.07
	511 TRAJKOVIC Gala - 501 CENTRIH Mojca - 505 LENARDIC Ajda - 510 SKOK Lana					

NOT RANKED

CHILE	CHI	2	1	DNS
100 HERNANDEZ Anais - 102 MONTT Maria - 103 VILLANUSTRE Sol - 98 CARDOCH Poulette - 101 HURTADO Maria				
CZECH REPUBLIC	CZE	2	2	DNS
130 HOFMANOVA Martina - 133 JIRANOVA Helena - 137 PIRKOVA Marcela - 139 VOCASKOVA Renata				
SENEGAL	SEN	1	2	DNS
486 MANE Nafy - 483 CISSE Rama - 484 DIATTA Clarice - 486 MBAYE Madjiguene				
GHANA	GHA	1	8	DQ 170.19
247 AGYEI Salomey - 249 ALI Latifa - 248 AGYEMANG Kate - 250 NUHU Rafiatu				

Qualification: First 3 in each heat (Q) and 2 fastest (q) to Final

Legend

DQ = Disqualified
DNF = Did Not Finish
R.T. = Reaction

DNS = Did Not Start
Fn = False Start



RESULTS



RANK BIB TEAM CTRY LANE R.T. TIME

Women's 4 x 400 Relay - Final 113.7c

WR 3:15.17 USSR URS SEOUL 01 OCT 1988
 UR 3:24.97 USSR URS EDMONTON 09 JUL 1983


FINAL

RANK	TEAM	CTRY	LANE	R.T.	TIME
1	UKRAINE 608 MYKOLENKO Mariia - 602 HOLIENIEVA Anastasiia - 604 KLYMIUK Kateryna - 607 MELNYK Tetiana	UKR	5	0.296	3:30.82
2	MEXICO 381 CORONA RODRIGUEZ Frida M - 378 AGUILLON RAMOS Dania A. - 380 COOK MARTINEZ Rosa L. - 386 MORAN ERREJON Pao	MEX	3	0.250	3:32.63
3	AUSTRALIA 24 COWIE Genevieve - 36 MITCHELL Morgan - 43 STAFFORD Jessie - 40 O'GRADY Gabriella	AUS	7		3:34.01
4	POLAND 433 KARAS Mariola Barbara - 444 WRONA Alicja - 441 PALYS Anna Dorota - 429 DOBEK Anna	POL	2	0.308	3:34.04
5	CANADA 90 SHERAR Zoe - 94 WESTAWAY Jenna - 93 STAFFORD Lucia - 72 BOUCHARD Maite	CAN	4	0.261	3:34.62
6	GERMANY 216 BOHM Djamilia - 245 WESSOLLY Jessica-Bianca - 243 TROST Katharina Carolin - 238 SALTERBERG Christine	GER	6		3:34.66
7	SOUTH AFRICA 467 JOSEPH Rogail Samantha - 462 BIELDT Taylor - 478 THOMAS Tamzin - 479 VAN DER WALT Zeney	RSA	1	0.223	3:35.97

NOT RANKED

UNITED STATES OF AMERICA USA 8 DNS
 627 KERR Mackenzie Grace - 619 EALUM Tanner Dayle - 634 POCRATSKY Rachel E. - 614 AVENI Brittany Leigh

Details: Start time:19:30 Temperature:+27°C Humidity:67%




As of 13/07/2019 at 19:37

DQ = Disqualified
 DNF = Did Not Finish
 R.T. = Reaction

Legend

DNS = Did Not Start
 Fn = False Start





RESULTS



RANK BIB SURNAME & NAME CTRY ORD - 1 - - 2 - - 3 - - 4 - - 5 - - 6 - RESULT
DATE OF BIRTH

Women's Long Jump - Qualifications 187.

WR 7.52 CHISTYAKOVA Galina 1962 URS LENINGRAD 11 JUN 1988
UR 7.04 VALYUKEVICH Irina BLR KOBE 04 SEP 1985

GROUP A

RANK	BIB	SURNAME & NAME	CTRY	ORD	1	2	3	4	5	6	RESULT	Q
1	457	IUSCO Florentina Costina	ROU	13	6.54						6.54	Q
		08 APR 1996			-0.6						-0.6	
2	28	HARPER Jessie	AUS	9	6.21	6.31	-				6.31	q
		18 APR 1996			0.0	-0.3					-0.3	
3	385	HERNANDEZ AVINA Susana E	MEX	1	6.16	6.29	6.30				6.30	q
		18 JAN 1999			-0.6	-0.7	+0.9				+0.9	
4	67	KOALA Marthe	BUR	2	X	6.21	6.27				6.27	q
		08 MAR 1994				-0.4	+0.4				+0.4	
5	321	KORA Ayaka	JPN	16	5.89	6.01	6.22				6.22	q
		22 MAR 2001			-0.4	+0.7	-0.4				-0.4	
6	254	YUE Ya Xin	HKG	11	6.21	5.99	6.14				6.21	q
		17 MAR 1998			-0.3	+1.0	-0.1				-0.3	
7	125	FOTOPOULOU Filippa	CYP	6	6.09	6.13	5.88				6.13	q
		20 DEC 1996			-0.9	-0.1	+0.3				-0.1	
8	597	CHEREMISINA Anastasiia	UKR	15	6.10	X	5.72				6.10	
		14 JUN 1994			+0.8		-0.1				+0.8	
9	185	LEHTIO Anne-Mari	FIN	17	5.78	X	6.02				6.02	
		06 SEP 1995			+0.2		-0.6				-0.6	
10	343	LEE Huijin	KOR	4	5.98	5.71	5.88				5.98	
		25 NOV 1998			-0.3	-0.6	+0.2				-0.3	
11	463	CHABANGU Zinzi Elna	RSA	7	X	X	5.97				5.97	
		28 SEP 1996					+1.0				+1.0	
12	249	ALI Latifa	GHA	3	5.78	5.62	5.23				5.78	
		15 DEC 1998			+0.2	-0.8	+0.7				+0.2	
13	101	HURTADO Maria	CHI	18	5.76	5.53	5.68				5.76	
		12 DEC 2000			+0.2	+0.6	0.0				+0.2	
14	5	SELMI Kaoutar	ALG	10	5.61	X	5.42				5.61	
		17 JAN 1996			+0.1		+0.5				+0.1	
15	104	FU Luna	CHN	8	5.56	5.52	-				5.56	
		03 MAY 1995			+0.6	-0.6					+0.6	
16	512	GASPERONI Giulia	SMR	5	4.79	4.76	4.82				4.82	
		17 APR 2000			+0.5	+0.3	+0.1				+0.1	


NOT RANKED

351	BOU SLEIMAN Joy	LBN	14	X	X	X					NM	
		21 FEB 1996			+0.5	-0.4						
372	MOHD ZUKI Nadia	MAS	12	X	X	X					NM	
		05 JUN 1996										

Qualification: 6.50 m (Q) or first 12 (q) to Final

Legend

DQ = Disqualified
DNF = Did Not Finish
- = Did Not Attempt
ORD = Order
DNS = Did Not Start
NM = No Result
X = Failed



RESULTS



RANK BIB SURNAME & NAME CTRY ORD - 1 - - 2 - - 3 - - 4 - - 5 - - 6 - RESULT
DATE OF BIRTH

Women's Long Jump - Qualifications

WR 7.52 CHISTYAKOVA Galina 1962 URS LENINGRAD 11 JUN 1988
UR 7.04 VALYUKEVICH Irina BLR KOBE 04 SEP 1985

GROUP B

RANK	BIB	SURNAME & NAME	CTRY	ORD	1	2	3	4	5	6	7	8	9	10	11	12	13	14	15	RESULT	
1	596	BEKH-ROMANCHUK Maryna	UKR	4	6.49	6.45														6.49	q
2	456	TAVARES DA VEIGA Evelise	POR	7	6.36	6.19		X												6.36	q
3	207	SOW Rougui	FRA	13	6.17	6.30		X												6.30	q
4	30	HEDDING Elizabeth	AUS	9	6.05	6.00	6.29													6.29	q
5	570	GITTENS Tyra	TTO	3	6.11	6.14	6.28													6.28	q
6	503	FILIPIC Neja	SLO	14	5.70	X	6.11													6.11	
7	626	KEEFER Anna Jade	USA	17	6.10	5.79	5.97													6.10	
8	135	KRIZKOVA Anna	CZE	10	5.83	5.72	6.05													6.05	
9	468	KRUGER Eljone	RSA	2	5.75	5.76	6.04													6.04	
10	361	PETROKAITE Jogaile	LTU	5	5.91	5.94	X													5.94	
11	546	LARSSON Elin	SWE	12	3.78	5.77	5.88													5.88	
12	279	KERKETTA Priyanka	IND	8	X	X	5.88													5.88	
13	531	DIETSCHKE Riccarda	SUI	16	5.56	5.58	5.62													5.62	
14	2	BEN HADJA Afaf	ALG	11	5.46	5.42	5.48													5.48	
15	518	EKANAYAKA MUDIYANSELAGE	SRI	6	5.23	5.20	5.29													5.29	
16	366	SOU I Man	MAC	1	4.69	5.04	X													5.04	
17	375	BUSILA Uliana	MDA	15	4.89	4.90	4.90													4.90	

Qualification: 6.50 m (Q) or first 12 (q) to Final

Starting order	1	2	3	4	5	6	7	8	9	10	11	12	13	14	15
	16	17													
	366	468	570	596	361	518	456	279	30	135	2	546	207	503	375
	531	626													

Details:

Start time:19:15
Finish Time:20:23

Temperature:+28°C
Temperature:+28°C

Humidity:81%
Humidity:83%

As of 08/07/2019 at 21:32

Legend

DQ = Disqualified
DNF = Did Not Finish
- = Did Not Attempt
ORD = Order

DNS = Did Not Start
NM = No Result
X = Failed

Napoli (ITA) July 8-13 2019

ATW06102_73R 1.1

Data Processing and Timing by Microplus - www.microplustiming.com

Report Created 08 JUL 2019 at 21:32

1



SUMMARY



RANK BIB SURNAME & NAME CTRY DATE OF BIRTH GROUP ORD RANK WIND RESULT

Women's Long Jump - Qualifications

WR	7.52 CHISTYAKOVA Galina		1962	URS	LENINGRAD			11 JUN 1988	
UR	7.04 VALYUKEVICH Irina			BLR	KOBE			04 SEP 1985	
1	457	IUSCO Florentina Costina	ROU	08 APR 1996	A	13	1	-0.6	6.54 Q
2	596	BEKH-ROMANCHUK Maryna	UKR	18 JUL 1995	B	4	1	+0.9	6.49 q
3	456	TAVARES DA VEIGA Evelise	POR	03 MAR 1996	B	7	2	+0.8	6.36 q
4	28	HARPER Jessie	AUS	18 APR 1996	A	9	2	-0.3	6.31 q
5	385	HERNANDEZ AVINA Susana E	MEX	18 JAN 1999	A	1	3	+0.9	6.30 q
6	207	SOW Rougui	FRA	07 JUN 1995	B	13	3	-0.2	6.30 q
7	30	HEDDING Elizabeth	AUS	04 MAR 1996	B	9	4	+0.8	6.29 q
8	570	GITTENS Tyra	TTO	06 JUN 1998	B	3	5	+0.8	6.28 q
9	67	KOALA Marthe	BUR	08 MAR 1994	A	2	4	+0.4	6.27 q
10	321	KORA Ayaka	JPN	22 MAR 2001	A	16	5	-0.4	6.22 q
11	254	YUE Ya Xin	HKG	17 MAR 1998	A	11	6	-0.3	6.21 q
12	125	FOTOPOULOU Filippa	CYP	20 DEC 1996	A	6	7	-0.1	6.13 q
13	503	FILIPIC Neja	SLO	22 APR 1995	B	14	6	+0.4	6.11
14	626	KEEFER Anna Jade	USA	26 DEC 1998	B	17	7	+0.4	6.10
15	597	CHEREMISINA Anastasiia	UKR	14 JUN 1994	A	15	8	+0.8	6.10
16	135	KRIZKOVA Anna	CZE	11 APR 1994	B	10	8	+0.4	6.05
17	468	KRUGER Eljone	RSA	16 APR 1998	B	2	9	+1.4	6.04
18	185	LEHTIO Anne-Mari	FIN	06 SEP 1995	A	17	9	-0.6	6.02
19	343	LEE Huijin	KOR	25 NOV 1998	A	4	10	-0.3	5.98
20	463	CHABANGU Zinzi Elna	RSA	28 SEP 1996	A	7	11	+1.0	5.97
21	361	PETROKAITE Jogaile	LTU	30 SEP 1995	B	5	10	-0.7	5.94
22	546	LARSSON Elin	SWE	20 JAN 1994	B	12	11	+0.7	5.88
23	279	KERKETTA Priyanka	IND	13 OCT 1998	B	8	12	+0.6	5.88
24	249	ALI Latifa	GHA	15 DEC 1998	A	3	12	+0.2	5.78
25	101	HURTADO Maria	CHI	12 DEC 2000	A	18	13	+0.2	5.76
26	531	DIETSCHKE Riccarda	SUI	30 APR 1996	B	16	13	+0.2	5.62
27	5	SELMI Kaoutar	ALG	17 JAN 1996	A	10	14	+0.1	5.61
28	104	FU Luna	CHN	03 MAY 1995	A	8	15	+0.6	5.56
29	2	BEN HADJA Afaf	ALG	10 FEB 1999	B	11	14	+0.5	5.48
30	518	EKANAYAKA MUDIYANSELAGE	SRI	06 JAN 1998	B	6	15	+0.9	5.29
31	366	SOU I Man	MAC	15 JUN 1997	B	1	16	-0.6	5.04
32	375	BUSILA Uliana	MDA	21 AUG 1996	B	15	17	+0.2	4.90
33	512	GASPERONI Giulia	SMR	17 APR 2000	A	5	16	+0.1	4.82

NOT RANKED

351	BOU SLEIMAN Joy	LBN	21 FEB 1996	A	14				NM
372	MOHD ZUKI Nadia	MAS	05 JUN 1996	A	12				NM

Qualification: 6.50 m (Q) or first 12 (q) to Final

Legend

DQ = Disqualified
DNF = Did Not Finish
ORD = Order

DNS = Did Not Start
NM = No Result

Napoli (ITA) July 8-13 2019

ATW06100_74B 1.0

Data Processing and Timing by Microplus - www.microplustiming.com

Report Created 08 JUL 2019 at 20:54

1



RESULTS



RANK BIB SURNAME & NAME CTRY ORD - 1 - - 2 - - 3 - - 4 - - 5 - - 6 - RESULT
DATE OF BIRTH

Women's Long Jump - Final (97)

WR 7.52 CHISTYAKOVA Galina 1962 URS LENINGRAD 11 JUN 1988
UR 7.04 VALYUKEVICH Irina BLR KOBE 04 SEP 1985

FINAL

RANK	BIB	SURNAME & NAME	CTRY	ORD	1	2	3	4	5	6	7	8	9	10	11	12	RESULT	REMARKS	
1	596	BEKH-ROMANCHUK Maryna	UKR	2	X	6.54	X	6.66	6.79	6.84	6.84								
		18 JUL 1995				-0.8		+0.6	+0.5	+0.8									
2	456	TAVARES DA VEIGA Evelise	POR	4	6.32	6.25	6.13	6.54	6.61	5.16	6.61	SB							
		03 MAR 1996				-0.9	-0.1	-0.5	-0.5	-0.2	-0.1								
3	457	IUSCO Florentina Costina	ROU	10	X	X	6.55	6.43	6.53	3.44	6.55								
		08 APR 1996					+0.2	+0.5	-0.4	-0.4	+0.2								
4	385	HERNANDEZ AVINA Susana E	MEX	7	6.04	X	6.27	6.33	6.37	6.28	6.37								
		18 JAN 1999				-0.2	-0.2	-0.4	+0.2	+0.1	+0.2								
5	570	GITTENS Tyra	TTO	8	6.20	6.08	6.37	6.12	5.98	5.00	6.37								
		06 JUN 1998				+0.3	0.0	+0.5	+1.0	-0.5	+0.4								
6	254	YUE Ya Xin	HKG	3	6.31	6.19	6.13	X	6.15	X	6.31	PB							
		17 MAR 1998				-0.4	-0.3	-0.1		+0.2	-0.4								
7	28	HARPER Jessie	AUS	6	6.19	6.15	6.30	6.25	6.24	6.27	6.30								
		18 APR 1996				-0.2	-0.3	-1.0	-0.5	+0.7	+0.1								
8	30	HEDDING Elizabeth	AUS	5	4.50	6.08	6.29	6.13	X	6.19	6.29								
		04 MAR 1996				-0.5	-0.5	+0.3	-0.4	-0.1	+0.3								
9	67	KOALA Marthe	BUR	11	X	6.25	6.10				6.25								
		08 MAR 1994					-0.7	+0.2			-0.7								
10	207	SOW Rougui	FRA	9	6.17	6.21	6.20				6.21								
		07 JUN 1995				+0.5	-0.3	+0.7			-0.3								
11	125	FOTOPOULOU Filippa	CYP	12	5.89	6.17	6.00				6.17								
		20 DEC 1996				-0.4	+0.7	+0.3			+0.7								
12	321	KORA Ayaka	JPN	1	6.10	6.04	5.97				6.10								
		22 MAR 2001				+0.2	-0.3	+0.3			+0.2								

Starting order	1	2	3	4	5	6	7	8	9	10	11	12							
	321	596	254	456	30	28	385	570	207	457	67	125							

Details:

Start time:18:48
Finish Time:20:25

Temperature:+29°C
Temperature:+28°C

Humidity:84%
Humidity:84%

As of 09/07/2019 at 20:29

Legend

DQ = Disqualified
DNF = Did Not Finish
- = Did Not Attempt
ORD = Order

DNS = Did Not Start
NM = No Result
X = Failed





RESULTS



RANK BIB SURNAME & NAME CTRY ORD - 1 - - 2 - - 3 - - 4 - - 5 - - 6 - RESULT
DATE OF BIRTH

Women's Triple Jump - Qualifications 11/07

WR 15.50 KRAVETS Inessa 1966 UKR GOETEBORG 10 AUG 1995
UR 14.82 KONEVA Yekaterina RUS KAZAN 11 JUL 2013

GROUP A

(Wind: +1.2 m/s)

RANK	BIB	SURNAME & NAME	CTRY	ORD	1	2	3	4	5	6	7	8	9	10	11	12	RESULT
1	606	KRASUTSKA Anna	UKR	11	13.43	13.05	13.68										13.68 q
																	-0.3
2	106	LI Ying	CHN	10	13.24	X	13.65										13.65 w q
																	+2.4
3	338	OVCHINNIKOVA Mariya	KAZ	4	13.41	13.17	13.28										13.41 q
																	+0.1
4	556	CHUAIMAROENG Parinya	THA	7	X	13.04	13.40										13.40 q
																	-0.3
5	452	OLIVEIRA Ana	POR	12	13.20	13.19	13.27										13.27 q SB
																	+0.2
6	306	LANCIANO Francesca	ITA	6	13.24	13.15	13.16										13.24 q
																	+1.8
7	463	CHABANGU Zinzi Elna	RSA	9	12.88	12.93	13.19										13.19 q
																	+0.3
8	193	PULLOLA Emma	FIN	5	13.10	13.16	X										13.16
																	+0.8
9	267	RENU	IND	2	12.84	13.01	X										13.01
																	+1.3
10	458	LEFCENCO Andreea Simona	ROU	1	12.39	X	12.67										12.67
																	+0.6
11	167	LUUK Annabel	EST	8	12.41	X	X										12.41
																	-0.2
12	516	BALASOORIYA	SRI	3	12.25	12.22	X										12.25
																	-0.3

Qualification: 13.90 m (Q) or first 12 (q) to Final

Starting order	1	2	3	4	5	6	7	8	9	10	11	12					
	458	267	516	338	193	306	556	167	463	106	606	452					

Details:

Start time: 9:20
Finish Time: 10:09

Temperature: +28°C
Temperature: +29°C

Humidity: 71%
Humidity: 73%

As of 10/07/2019 at 10:19

Legend

DQ = Disqualified
DNF = Did Not Finish
- = Did Not Attempt
ORD = Order

DNS = Did Not Start
NM = No Result
X = Failed





RESULTS



RANK BIB SURNAME & NAME CTRY ORD - 1 - - 2 - - 3 - - 4 - - 5 - - 6 - RESULT
DATE OF BIRTH

Women's Triple Jump - Qualifications

WR 15.50 KRAVETS Inessa 1966 UKR GOETEBORG 10 AUG 1995
UR 14.82 KONEVA Yekaterina RUS KAZAN 11 JUL 2013

GROUP B

RANK	BIB	SURNAME & NAME	CTRY	ORD	1	2	3	4	5	6	7	8	9	10	11	12	13	RESULT	
1	605	KORSUN Olha	UKR	8	13.75	X	-											13.75	q PB
						+0.2	+0.2											+0.2	
2	503	FILIPIC Neja	SLO	5	13.53	13.53	13.61											13.61	q
						+0.4	+1.1	+0.4										+0.4	
3	456	TAVARES DA VEIGA Evelise	POR	2	X	13.51	13.59											13.59	q
						+1.2	+0.7	+1.1										+1.1	
4	301	CESTONARO Ottavia	ITA	9	13.55	13.41	13.20											13.55	q
						+1.5	+0.9	+0.6										+1.5	
5	586	TILKI Beyza	TUR	1	13.14	13.24	13.03											13.24	q
						-0.3	+0.5	-0.2										+0.5	
6	630	MCKEE Kelly Lynn	USA	6	13.15	11.92	12.48											13.15	
						+0.7	+0.6	-0.4										+0.7	
7	539	ABRAHAMSSON Rebecka	SWE	4	X	X	12.93											12.93	SB
						+0.8	+0.9	-1.0										-1.0	
8	332	ABUOVA Dilyara	KAZ	12	12.88	X	12.89											12.89	
						-0.1	0.0	+0.4										+0.4	
9	161	ALVER Tahti	EST	10	X	12.76	12.72											12.76	
						-0.3	+0.8	-0.6										+0.8	
10	104	FU Luna	CHN	11	X	12.75	X											12.75	
						-0.3	-0.8	+1.0										-0.8	
11	397	BENSERUD Monika Elisabet	NOR	3	12.69	X	12.46											12.69	
						+0.6	+1.2	+0.8										+0.6	
12	286	VASHISHT Niharika	IND	13	12.44	12.58	12.59											12.59	
						+0.6	+0.5	+0.4										+0.4	
13	5	SELMi Kaoutar	ALG	7	12.33	X	11.60											12.33	
						+0.7	+0.7	+0.3										+0.7	

Qualification: 13.90 m (Q) or first 12 (q) to Final

Starting order	1	2	3	4	5	6	7	8	9	10	11	12	13						
	586	456	397	539	503	630	5	605	301	161	104	332	286						

Details:

Start time: 9:20
Finish Time: 10:15

Temperature: +28°C
Temperature: +29°C

Humidity: 71%
Humidity: 73%

As of 10/07/2019 at 10:22

Legend

DQ = Disqualified
DNF = Did Not Finish
- = Did Not Attempt
ORD = Order

DNS = Did Not Start
NM = No Result
X = Failed





SUMMARY



RANK BIB SURNAME & NAME CTRY DATE OF BIRTH GROUP ORD RANK WIND RESULT

Women's Triple Jump - Qualifications

WR	15.50	KRAVETS Inessa	1966	UKR	GOETEBORG	10 AUG 1995	
UR	14.82	KONEVA Yekaterina		RUS	KAZAN	11 JUL 2013	
1	605	KORSUN OIha	UKR	11 NOV 1996	B 8	1 +0.2	13.75 q PB
2	606	KRASUTSKA Anna	UKR	20 JUL 1995	A 11	1 -0.3	13.68 q
3	106	LI Ying	CHN	29 MAR 1994	A 10	2 +2.4	13.65 w q
4	503	FILIPIC Neja	SLO	22 APR 1995	B 5	2 +0.4	13.61 q
5	456	TAVARES DA VEIGA Evelise	POR	03 MAR 1996	B 2	3 +1.1	13.59 q
6	301	CESTONARO Ottavia	ITA	12 JAN 1995	B 9	4 +1.5	13.55 q
7	338	OVCHINNIKOVA Mariya	KAZ	19 OCT 1998	A 4	3 +0.1	13.41 q
8	556	CHUAIMAROENG Parinya	THA	16 DEC 1997	A 7	4 -0.3	13.40 q
9	452	OLIVEIRA Ana	POR	18 JUL 1995	A 12	5 +0.2	13.27 q SB
10	306	LANCIANO Francesca	ITA	03 APR 1994	A 6	6 +1.8	13.24 q
11	586	TILKI Beyza	TUR	03 MAR 1994	B 1	5 +0.5	13.24 q
12	463	CHABANGU Zinzi Elna	RSA	28 SEP 1996	A 9	7 +0.3	13.19 q
13	193	PULLOLA Emma	FIN	18 DEC 1996	A 5	8 +0.8	13.16
14	630	MCKEE Kelly Lynn	USA	15 JUN 1997	B 6	6 +0.7	13.15
15	267	RENU	IND	21 DEC 1998	A 2	9 +1.3	13.01
16	539	ABRAHAMSSON Rebecka	SWE	26 APR 1994	B 4	7 -1.0	12.93 SB
17	332	ABUOVA Dilyara	KAZ	06 JAN 1994	B 12	8 +0.4	12.89
18	161	ALVER Tahti	EST	04 DEC 1994	B 10	9 +0.8	12.76
19	104	FU Luna	CHN	03 MAY 1995	B 11	10 -0.8	12.75
20	397	BENSERUD Monika Elisabet	NOR	24 NOV 1996	B 3	11 +0.6	12.69
21	458	LEFCENCO Andreea Simona	ROU	10 MAY 1995	A 1	10 +0.6	12.67
22	286	VASHISHT Niharika	IND	17 OCT 1995	B 13	12 +0.4	12.59
23	167	LUUK Annabel	EST	23 APR 1996	A 8	11 -0.2	12.41
24	5	SELMI Kaoutar	ALG	17 JAN 1996	B 7	13 +0.7	12.33
25	516	BALASOORIYA	SRI	10 JUL 1998	A 3	12 -0.3	12.25

Qualification: 13.90 m (Q) or first 12 (q) to Final

Legend

DQ = Disqualified
DNF = Did Not Finish
ORD = Order

DNS = Did Not Start
NM = No Result

Napoli (ITA) July 8-13 2019

ATW0620100_74B 1.0

Data Processing and Timing by Microplus - www.microplustiming.com

Report Created 10 JUL 2019 at 10:25

1



RESULTS



RANK BIB SURNAME & NAME CTRY ORD - 1 - - 2 - - 3 - - 4 - - 5 - - 6 - RESULT
DATE OF BIRTH

Women's Triple Jump - Final 12.7.

WR 15.50 KRAVETS Inessa 1966 UKR GOETEBORG 10 AUG 1995
UR 14.82 KONEVA Yekaterina RUS KAZAN 11 JUL 2013

FINAL

Rank	BIB	NAME	CTRY	ORD	1	2	3	4	5	6	7	8	9	10	11	12	Result
1	605	KORSUN OIha	UKR	8	13.40	X	13.64	13.60	X	13.90	13.90						PB
							+0.1	+0.5	-0.1	+0.5	-0.1	-0.1					-0.1
2	456	TAVARES DA VEIGA Evelise	POR	1	13.62	X	13.81	11.37	13.79	X	13.81						
							-0.4	-0.3	+0.4	-0.1	+0.8	-0.6					+0.4
3	503	FILIPIC Neja	SLO	12	13.21	13.42	11.13	13.08	13.73	13.14	13.73						
							-1.2	+0.8	+0.2	-0.2	0.0	-0.6					0.0
4	106	LI Ying	CHN	10	13.66	X	13.48	13.14	-	13.54	13.66						
							+0.1	+0.5	+0.8		-0.4	+0.1					+0.1
5	606	KRASUTSKA Anna	UKR	5	13.23	X	13.56	13.46	13.32	13.51	13.56						
							+0.4	-0.5	-0.4	+0.1	+0.4	-0.5					-0.5
6	306	LANCIANO Francesca	ITA	2	13.43	13.46	13.40	13.30	13.34	13.18	13.46						
							-0.2	-0.9	+0.2	+0.3	-0.2	-0.1					-0.9
7	463	CHABANGU Zinzi Elna	RSA	11	13.21	13.25	13.42	13.16	11.74	13.24	13.42						
							0.0	+0.3	+1.3	+0.8	-0.1	-0.3					+1.3
8	338	OVCHINNIKOVA Mariya	KAZ	3	13.37	13.19	13.15	13.24	13.18	13.15	13.37						
							+0.4	+0.5	+0.3	-0.9	-0.1	+0.2					+0.4
9	301	CESTONARO Ottavia	ITA	4	13.32	X	11.69				13.32						
							+0.5	+0.4			+0.5						+0.5
10	586	TILKI Beyza	TUR	9	13.24	12.89	X				13.24						
							+0.5	+0.3			+0.5						+0.5
11	556	CHUAIMAROENG Parinya	THA	6	X	12.88	13.18				13.18						
							-1.4	-0.5			-0.5						-0.5
12	452	OLIVEIRA Ana	POR	7	12.63	12.98	13.02				13.02						
							-0.3	-1.2	+0.5		+0.5						+0.5

Starting order	1	2	3	4	5	6	7	8	9	10	11	12
	456	306	338	301	606	556	452	605	586	106	463	503

Details:

Start time:18:24
Finish Time:20:02

Temperature:+27°C
Temperature:+26°C

Humidity:76%
Humidity:76%

As of 12/07/2019 at 20:19

Legend

DQ = Disqualified
DNF = Did Not Finish
- = Did Not Attempt
ORD = Order

DNS = Did Not Start
NM = No Result
X = Failed

Napoli (ITA) July 8-13 2019

ATW0620601_73R 1.0

Data Processing and Timing by Microplus - www.microplustiming.com

Report Created 12 JUL 2019 at 20:21

1



RESULTS



RANK BIB SURNAME & NAME CTRY ORD 1.65 1.70 1.75 1.80 1.84 1.88 1.91 RESULT
DATE OF BIRTH

Women's High Jump - Qualifications *11/7*

WR 2.09 KOSTADINOVA Stefka 1965 BUL ROMA 30 AUG 1987
UR 2.01 COSTA Silvia CUB KOBE 03 SEP 1985

GROUP A

1	601	GERASHCHENKO Iryna	UKR	11	-	-	O	O	1.80	q
2	22	BURNETT Alysha	AUS	7	-	-	XO	O	1.80	q
3	578	AYDIN Kadriye	TUR	3	-	O	XO	XO	1.80	q
4	542	ERLANDSSON Evelina	SWE	8	-	O	O	XXO	1.80	q
5	567	TSAI Ching-Jung	TPE	13	O	XO	XXO	XXX	1.75	q
6	507	PODLOGAR Monika	SLO	6	O	O	XXX		1.70	
7	269	BASAVARAJU Supriya Sindi	IND	10	XO	O	XXX		1.70	
8	419	SKELTON Imogen	NZL	1	O	XO	XXX		1.70	
9	553	SEYAMA Erikah	SWZ	5	-	XXO	XXX		1.70	
10	2	BEN HADJA Afaf	ALG	2	XO	XXO	XXX		1.70	
11	14	HARTE Celina	ARG	9	O	XXX			1.65	
11	404	NEDBERG Elise Martinsen	NOR	12	O	XXX			1.65	

NOT RANKED

640 SADULLAEVA Safina UZB 4 DNS

Qualification: 1.91 m (Q) or first 12 (q) to Final

Details:

Start time: 9:06
Finish Time: 10:04

Temperature: +24°C
Temperature: +25°C

Humidity: 54%
Humidity: 46%

As of 11/07/2019 at 10:14

Legend

DQ = Disqualified
DNF = Did Not Finish
X = Failed
- = Did Not Attempt

DNS = Did Not Start
NM = No Result
O = Cleared
ORD = Order

Napoli (ITA) July 8-13 2019
ATW0710101_73M 1.0

Data Processing and Timing by Microplus - www.microplustiming.com
Report Created 11 JUL 2019 at 10:19

1



RESULTS



RANK BIB SURNAME & NAME CTRY ORD 1.65 1.70 1.75 1.80 1.84 1.88 1.91 RESULT
DATE OF BIRTH

Women's High Jump - Qualifications

WR 2.09 KOSTADINOVA Stefka 1965 BUL ROMA 30 AUG 1987
UR 2.01 COSTA Silvia CUB KOBE 03 SEP 1985

GROUP B

RANK	BIB	SURNAME & NAME	CTRY	ORD	1.65	1.70	1.75	1.80	1.84	1.88	1.91	RESULT
1	233	ONNEN Imke	GER	8	-	-	O	O				1.80 q
1	334	DUBOVITSKAYA Nadezhda	KAZ	12	-	O	O	O				1.80 q
1	599	CHUMACHENKO Yuliia	UKR	9	-	-	O	O				1.80 q
4	415	O'HAGAN Keeley	NZL	13	-	O	O	XO				1.80 q
5	466	DU PLESSIS Julia	RSA	10	-	O	XO	XXX				1.75 q
6	570	GITTENS Tyra	TTO	6	-	XO	XO	XXX				1.75 q
7	369	EL ALAOUI Fatima Ezahra	MAR	3	O	O	XXO	XXX				1.75 q
8	112	WANG Hong	CHN	4	O	XO	XXO	XXX				1.75 q
9	55	FAMOUS Sakari	BER	1	O	XXO	XXO	XXX				1.75
10	260	ANGGRAINI Nadia	INA	11	O	O	XXX					1.70 SB
11	568	TSAI Min-Ting	TPE	7	O	XXO	XXX					1.70
12	1	AMEUR Khadidja Manel	ALG	2	XXO	XXX						1.65
12	284	SHETTY Abhinaya Sudhakar	IND	5	XXO	XXX						1.65

Qualification: 1.91 m (Q) or first 12 (q) to Final

Details: Start time: 9:05 Temperature: +25°C Humidity: 46%
Finish Time: 10:05

As of 11/07/2019 at 10:10

Legend

DQ = Disqualified
DNF = Did Not Finish
X = Failed
- = Did Not Attempt
DNS = Did Not Start
NM = No Result
O = Cleared
ORD = Order



SUMMARY



RANK BIB SURNAME & NAME CTRY DATE OF BIRTH GROUP ORD RANK RESULT

Women's High Jump - Qualifications

WR UR	2.09 2.01	KOSTADINOVA Stefka COSTA Silvia	1965	BUL CUB	ROMA KOBE			30 AUG 1987 03 SEP 1985
1	233	ONNEN Imke	GER	17 AUG 1994	B	8	1	1.80 q
1	334	DUBOVITSKAYA Nadezhda	KAZ	12 MAR 1998	B	12	1	1.80 q
1	599	CHUMACHENKO Yuliia	UKR	02 OCT 1994	B	9	1	1.80 q
1	601	GERASHCHENKO Iryna	UKR	10 MAR 1995	A	11	1	1.80 q
5	22	BURNETT Alysha	AUS	04 JAN 1997	A	7	2	1.80 q
6	415	O'HAGAN Keeley	NZL	03 NOV 1994	B	13	4	1.80 q
7	578	AYDIN Kadriye	TUR	02 JUL 1995	A	3	3	1.80 q
8	542	ERLANDSSON Evelina	SWE	18 AUG 1994	A	8	4	1.80 q
9	466	DU PLESSIS Julia	RSA	27 MAY 1996	B	10	5	1.75 q
10	570	GITTENS Tyra	TTO	06 JUN 1998	B	6	6	1.75 q
11	369	EL ALAOUI Fatima Ezahra	MAR	08 SEP 1998	B	3	7	1.75 q
12	112	WANG Hong	CHN	24 OCT 1994	B	4	8	1.75 q
12	567	TSAI Ching-Jung	TPE	17 JAN 2000	A	13	5	1.75 q
14	55	FAMOUS Sakari	BER	10 FEB 2000	B	1	9	1.75
15	260	ANGGRAINI Nadia	INA	19 JUL 1995	B	11	10	1.70 SB
15	507	PODLOGAR Monika	SLO	20 JUN 1998	A	6	6	1.70
17	269	BASAVARAJU Supriya Sindi	IND	11 MAR 2001	A	10	7	1.70
18	419	SKELTON Imogen	NZL	15 OCT 2000	A	1	8	1.70
19	553	SEYAMA Erikah	SWZ	19 JAN 1994	A	5	9	1.70
19	568	TSAI Min-Ting	TPE	10 OCT 1998	B	7	11	1.70
21	2	BEN HADJA Afaf	ALG	10 FEB 1999	A	2	10	1.70
22	14	HARTE Celina	ARG	13 MAR 1999	A	9	11	1.65
22	404	NEDBERG Elise Martinsen	NOR	12 MAR 1997	A	12	11	1.65
24	1	AMEUR Khadidja Manel	ALG	20 JUL 1999	B	2	12	1.65
24	284	SHETTY Abhinaya Sudhakar	IND	16 JUN 1999	B	5	12	1.65

NOT RANKED

640 **SADULLAEVA Safina** UZB 04 MAR 1998 A 4 **DNS**

Qualification: 1.91 m (Q) or first 12 (q) to Final

Legend

DQ = Disqualified
DNF = Did Not Finish
ORD = Order

DNS = Did Not Start
NM = No Result



CONI



FISU



CUSI



FSC

Fédération Française de Sports de Table Tennis

CRUI

CRUI

Microplus

DATA PROCESSING & TIMING



RESULTS



RANK BIB SURNAME & NAME CTRY ORD 1.70 1.75 1.80 1.84 1.88 1.91 1.94 1.96 RESULT
DATE OF BIRTH

Women's High Jump - Final 1.97

WR 2.09 KOSTADINOVA Stefka 1965 BUL ROMA 30 AUG 1987
UR 2.01 COSTA Silvia CUB KOBE 03 SEP 1985

FINAL

RANK	BIB	SURNAME & NAME	CTRY	ORD	1.70	1.75	1.80	1.84	1.88	1.91	1.94	1.96	RESULT
1	599	CHUMACHENKO Yuliia	UKR	11	-	o	o	o	o	o	o	XXX	1.94 PB
2	601	GERASHCHENKO Iryna	UKR	6	-	-	o	o	o	o	XXX	1.91	
3	233	ONNEN Imke	GER	2	-	-	o	o	XO	o	XXX	1.91	
4	22	BURNETT Alysha	AUS	4	-	o	o	o	XXO	X-	XX	1.88	
5	415	O'HAGAN Keeley	NZL	10	o	o	XXO	XO	XXX			1.84 SB	
6	334	DUBOVITSKAYA Nadezhda	KAZ	7	o	o	o	XXX				1.80	
6	542	ERLANDSSON Evelina	SWE	9	o	o	o	XXX				1.80	
6	578	AYDIN Kadriye	TUR	3	o	-	o	XXX				1.80	
9	369	EL ALAOUI Fatima Ezahra	MAR	1	o	o	XXX					1.75	
9	570	GITTENS Tyra	TTO	5	o	o	XXX					1.75	
11	112	WANG Hong	CHN	8	XO	o	XXX					1.75	
12	466	DU PLESSIS Julia	RSA	12	o	XO	XXX					1.75	
12	567	TSAI Ching-Jung	TPE	13	o	XO	XXX					1.75	














Details: Start time:18:10 Temperature:+28°C Humidity:70%
Finish Time:19:35 Temperature:+27°C Humidity:66%

As of 13/07/2019 at 19:42













Legend

DQ = Disqualified
DNF = Did Not Finish
X = Failed
- = Did Not Attempt
DNS = Did Not Start
NM = No Result
O = Cleared
ORD = Order

Pole Vault - Women - Qualifications - Group A / 09.07.

1	63	CAMPOS Juliana	 BRA	4.10	q	
1	309	MALAVISI Sonia	 ITA	4.10	q	
3	405	AYRIS Imogen	 NZL	4.10	q	
4	528	BACHMANN Lea	 SUI	4.10	q	
5	206	SAUTEREAU Mallaury	 FRA	4.00	q	
6	622	GUY Bridget Antionette	 USA	4.00	q	
7	164	LEMBERG Getter Marie	 EST	3.75		
7	569	WU Chia-Ju	 TPE	3.75		
9	345	SHIN Sooyoung	 KOR	3.75		
10	150	OLSEN Anne Sofie Hyldtof	 DEN	3.60		PB
11	545	JONSSON Annika	 SWE	3.60		
12	278	JAISON Mariya	 IND	3.45		
	80	HUNT Makiah	 CAN	NM		

Pole Vault - Women - Qualifications - Group B / 09.07.

Rank	Bib	Name	Nat	Result	
1	299	BRUNI Roberta	 ITA	4.10	q
2	576	ARIKAZAN Buse	 TUR	4.00	q
3	413	MCTAGGART Olivia	 NZL	4.00	q
4	201	GAUDY Charlotte	 FRA	4.00	q
4	615	BAXTER Rachel Marie	 USA	4.00	q
6	96	WOLFS Rachel	 CAN	3.90	q
7	566	SHEN Yi-Ju	 TPE	3.90	
8	544	JANSSON Hanna	 SWE	3.60	
9	156	RANNERS Caroline	 DEN	3.60	
9	504	KROSELJ Leda	 SLO	3.60	
	168	MULLA Marleen	 EST	NM	
	400	GRONG RUUD Stine	 NOR	NM	

Pole Vault - Women - Qualifications – Summary

Pos	Bib	Name	Nat	Result		Heat	Lane	Pos
1	63	CAMPOS Juliana	BRA	4.10	q	1		1
1	299	BRUNI Roberta	ITA	4.10	q	2		1
1	309	MALAVISI Sonia	ITA	4.10	q	1		1
4	405	AYRIS Imogen	NZL	4.10	q	1		3
5	528	BACHMANN Lea	SUI	4.10	q	1		4
6	206	SAUTEREAU Maillaury	FRA	4.00	q	1		5
6	576	ARIKAZAN Buse	TUR	4.00	q	2		2
8	413	MCTAGGART Olivia	NZL	4.00	q	2		3
9	201	GAUDY Charlotte	FRA	4.00	q	2		4
9	615	BAXTER Rachel Marie	USA	4.00	q	2		4
11	622	GUY Bridget Antionette	USA	4.00	q	1		6
12	96	WOLFS Rachel	CAN	3.90	q	2		6
13	566	SHEN Yi-Ju	TPE	3.90		2		7
14	164	LEMBERG Getter Marie	EST	3.75		1		7
14	569	WU Chia-Ju	TPE	3.75		1		7
16	345	SHIN Sooyoung	KOR	3.75		1		9
17	544	JANSSON Hanna	SWE	3.60		2		8
18	150	OLSEN Anne Sofie Hyldtof	DEN	(PB) 3.60		1		10
19	156	RANNERS Caroline	DEN	3.60		2		9
19	504	KROSELJ Leda	SLO	3.60		2		9
19	545	JONSSON Annika	SWE	3.60		1		11
22	278	JAISON Mariya	IND	3.45		1		12
	80	HUNT Makiah	CAN	NM		1		
	168	MULLA Marleen	EST	NM		2		
	400	GRONG RUUD Stine	NOR	NM		2		



RESULTS



RANK BIB SURNAME & NAME CTRY ORD 3.81 3.91 4.01 4.11 4.21 4.31 4.41 4.46 4.51 4.56 RESULT
DATE OF BIRTH

Women's Pole Vault - Final *11/7*

WR 5.06 ISINBAEVA Elena 1982 RUS ZUERICH 28 AUG 2009
UR 4.70 POLNOVA Tatyana RUS DAEGU 27 AUG 2003

FINAL

RANK	BIB	SURNAME & NAME	CTRY	ORD	3.81	3.91	4.01	4.11	4.21	4.31	4.41	4.46	4.51	4.56	RESULT
1	299	BRUNI Roberta	ITA	1	-	-	-	XO	XO	XO	O	XXO	-	XXX	4.46 SB
2	615	BAXTER Rachel Marie	USA	10	-	O	O	O	XO	O	O	XXX			4.41
3	622	GUY Bridget Antionette	USA	2	-	-	-	O	O	XO	XXX				4.31
4	413	MCTAGGART Olivia	NZL	3	-	-	O	XO	O	XO	XXX				4.31
5	63	CAMPOS Juliana	BRA	6	-	-	O	O	XXO	XO	XXX				4.31
6	576	ARIKAZAN Buse	TUR	11	-	-	O	-	O	XXO	XXX				4.31
7	309	MALAVISI Sonia	ITA	5	-	-	-	O	XO	XXO	XXX				4.31
8	206	SAUTEREAU Mallauray	FRA	7	-	-	-	XO	XO	XXO	XXX				4.31
9	528	BACHMANN Lea	SUI	9	-	-	-	O	O	XXX					4.21
10	201	GAUDY Charlotte	FRA	12	-	-	O	O	XXX						4.11
10	405	AYRIS Imogen	NZL	8	-	O	O	O	XXX						4.11
12	96	WOLFS Rachel	CAN	4	O	O	XXX								3.91

Details:

Start time:17:43
Finish Time:20:20

Temperature:+29°C
Temperature:+27°C

Humidity:43%
Humidity:59%

As of 11/07/2019 at 20:25

Legend

DQ = Disqualified
DNF = Did Not Finish
X = Failed
- = Did Not Attempt

DNS = Did Not Start
NM = No Result
O = Cleared
ORD = Order

Napoli (ITA) July 8-13 2019

ATW0720601_73M 1.0
















Data Processing and Timing by Microplus - www.microplustiming.com

Report Created 11 JUL 2019 at 20:26
















1



Discus Throw - Women - Qualifications - Group A / 08.07.

Rank	Bib	Name	Nat	Result	
1	244	VITA Claudine	 GER	59.95	Q
2	9	ARMADA Ailen	 ARG	54.78	q SB
3	88	RAINS Gabby	 CAN	54.76	q SB
4	296	ANDREUTTI Glada	 ITA	53.28	q
5	502	DOMJAN Veronika	 SLO	52.53	q
6	447	ZABAWSKA Daria	 POL	51.51	
7	196	SIPPONEN Salla	 FIN	51.23	
8	411	KAUMOANA Tatiana	 NZL	50.16	
9	323	SAITO Maki	 JPN	50.08	
10	160	KHALED Amira	 EGY	49.22	
11	406	BRUCE Lauren	 NZL	47.68	
12	261	GUSTIAYU Tresna Puspita	 INA	44.55	
13	571	MURRAY Cherrisse	 TTO	44.41	
14	255	GUTIERREZ Alma	 HON	39.88	
	625	JACOBS Gabriella B.	 USA	NM	

Discus Throw - Women - Qualifications - Group B / 08.07.

Rank	Bib	Name	Nat	Result	
1	557	INSAENG Subenrat	 THA	54.66	q
2	310	OSAKUE Daisy	 ITA	54.05	q
3	363	ZARANKAITE Ieva	 LTU	53.92	q
4	573	WARREN Portious	 TTO	52.94	q
5	154	PEDERSEN Lisa Brix	 DEN	52.71	q
6	477	STANDER Yolandi	 RSA	52.13	q
7	426	AUGUSTYNIAK Lidia	 POL	51.91	q
8	341	JEONG Jihye	 KOR	51.01	
9	322	KORI Nanaka	 JPN	50.53	
10	624	IGBERAESE Chelsea Ebozer	 USA	47.35	
11	453	OLIVEIRA Ophelie	 POR	47.13	S8
12	191	PAKKALA Vilma	 FIN	45.17	
13	17	VARELA Maia Ibel	 ARG	44.88	
14	549	NORDIN Amanda	 SWE	41.14	
15	592	LAKER Mercy	 UGA	36.43	

Pos	Bib	Name	Nat	Result		Heat	Lane	Pos
1	244	VITA Claudine	GER	59.95	Q	1		1
2	9	ARMADA Ailen	ARG	(SB) 54.78	q	1		2
3	88	RAINS Gabby	CAN	(SB) 54.76	q	1		3
4	557	INSAENG Subenrat	THA	54.66	q	2		1
5	310	OSAKUE Daisy	ITA	54.05	q	2		2
6	363	ZARANKAITE Ieva	LTU	53.92	q	2		3
7	296	ANDREUTTI Giada	ITA	53.28	q	1		4
8	573	WARREN Portious	TTO	52.94	q	2		4
9	154	PEDERSEN Lisa Brix	DEN	52.71	q	2		5
10	502	DOMJAN Veronika	SLO	52.53	q	1		5
11	477	STANDER Yolandi	RSA	52.13	q	2		6
12	426	AUGUSTYNIAK Lidia	POL	51.91	q	2		7
13	447	ZABAWSKA Daria	POL	51.51		1		6

14	196	SIPPONEN Salla	 FIN	51.23	1	7
15	341	JEONG Jihye	 KOR	51.01	2	8
16	322	KORI Nanaka	 JPN	50.53	2	9
17	411	KAUMOANA Tatiana	 NZL	50.16	1	8
18	323	SAITO Maki	 JPN	50.08	1	9
19	160	KHALED Amira	 EGY	49.22	1	10
20	406	BRUCE Lauren	 NZL	47.68	1	11
21	624	IGBERAESE Chelsea Ebozer	 USA	47.35	2	10
22	453	OLIVEIRA Ophelie	 POR	(SB) 47.13	2	11
23	191	PAKKALA Vilma	 FIN	45.17	2	12
24	17	VARELA Maia Ibel	 ARG	44.88	2	13
25	261	GUSTIAYU Tresna Puspita	 INA	44.55	1	12
26	571	MURRAY Cherisse	 TTO	44.41	1	13
27	549	NORDIN Amanda	 SWE	41.14	2	14
28	255	GUTIERREZ Alma	 HON	39.88	1	14
29	592	LAKER Mercy	 UGA	36.43	2	15
	625	JACOBS Gabriella B.	 USA	NM	1	

Legend

-	DID NOT ATTEMPT	X	FAULT	DNF	DID NOT FINISH
DQ	DISQUALIFIED	DNS	DID NOT START	NM	NO MARK
WR	WORLD RECORD	UR	UNIVERSIADE RECORD		



RESULTS



RANK BIB SURNAME & NAME CTRY ORD - 1 - - 2 - - 3 - - 4 - - 5 - - 6 - RESULT
DATE OF BIRTH

Women's Discus Throw - Final 19.7.

WR 76.80 REINSCH Gabriele 1963 GDR NEUBRANDENBU 09 JUL 1988
UR 67.96 KHRISTOVA Tsvetanka BUL ZAGREB 16 JUL 1987

FINAL

1	310	OSAKUE Daisy	ITA	9	55.27	X	X	56.50	61.69	X	61.69	PB
					16 JAN 1996							
2	244	VITA Claudine	GER	1	58.75	61.41	X	X	61.39	61.52	61.52	
					19 SEP 1996							
3	363	ZARANKAITE Ieva	LTU	12	55.01	56.02	53.76	54.11	56.75	55.01	56.75	SB
					23 NOV 1994							
4	88	RAINS Gabby	CAN	7	53.93	55.74	X	X	53.03	X	55.74	SB
					12 AUG 1998							
5	557	INSAENG Subenrat	THA	8	X	55.48	55.59	53.56	X	X	55.59	
					10 FEB 1994							
6	426	AUGUSTYNIAK Lidia	POL	11	X	54.06	X	53.25	X	54.94	54.94	
					14 MAY 1994							
7	9	ARMADA Ailen	ARG	5	54.61	53.62	54.14	X	X	X	54.61	SB
					03 OCT 1998							
8	502	DOMJAN Veronika	SLO	6	50.56	53.96	51.86	X	X	X	53.96	
					03 SEP 1996							
9	154	PEDERSEN Lisa Brix	DEN	10	53.71	X	X				53.71	
					16 AUG 1996							
10	477	STANDER Yolandi	RSA	2	50.14	51.45	52.40				52.40	
					27 NOV 1998							
11	296	ANDREUTTI Giada	ITA	4	47.02	X	X				47.02	
					16 FEB 1995							

NOT RANKED

573 WARREN Portious TTO 3 X X X NM
02 MAR 1996

Starting order	1	2	3	4	5	6	7	8	9	10	11	12						
	244	477	573	296	9	502	88	557	310	154	426	363						

Details: Start time:19:57 Temperature:+29°C Humidity:82%
Finish Time:20:52 Temperature:+28°C Humidity:86%

As of 09/07/2019 at 21:05

Legend

DQ = Disqualified
DNF = Did Not Finish
- = Did Not Attempt
ORD = Order
DNS = Did Not Start
NM = No Result
X = Failed





RESULTS



RANK BIB SURNAME & NAME CTRY ORD - 1 - - 2 - - 3 - - 4 - - 5 - - 6 - RESULT
DATE OF BIRTH

Women's Javelin Throw - Qualifications *108.07*

WR 72.28 SPOTAKOVA Barbora 1981 CZE STUTTGART 13 SEP 2008
UR 69.82 MENNDEZ Osleidis CUB BEIJING 29 AUG 2001

GROUP A

RANK	BIB	SURNAME & NAME	CTRY	ORD	1	2	3	4	5	6	7	8	9	10	11	12	RESULT	Q
1	357	JASIUNAITE Liveta	LTU	3	56.72	57.66					X						57.66	q
2	480	VAN DYK Jo-Ane	RSA	1	53.77	54.17	57.36										57.36	q PB
3	587	TUGSUZ Eda	TUR	8	56.19		X	56.65									56.65	q
4	46	HUDSON Victoria	AUT	6	53.15		X	56.07									56.07	q
5	87	PRYKE Ashley	CAN	4	53.70	53.36		X									53.70	q
6	61	YERMAKOVA Viktoriya	BLR	10	50.85	52.57	51.75										52.57	q
7	506	MIHELIC Katja	SLO	9	50.33	51.96	49.57										51.96	
8	20	BELL Jessica	AUS	7	46.34	49.04	46.75										49.04	
9	342	LEE Gahui	KOR	5	46.92		X	48.56									48.56	
10	8	ARIAS DOMINELLA Yohana	ARG	2	45.53	46.44	47.17										47.17	
11	165	LIIV Marcella	EST	11		X	X	42.00									42.00	

Qualification: 59.00 m (Q) or first 12 (q) to Final

Starting order	1	2	3	4	5	6	7	8	9	10	11								
	480	8	357	87	342	46	20	587	506	61	165								

Details: Start time:17:15 Temperature:+30°C Humidity:76%
Finish Time:17:53 Temperature:+34°C Humidity:70%

As of 08/07/2019 at 18:00

Legend

DQ = Disqualified
DNF = Did Not Finish
- = Did Not Attempt
ORD = Order
DNS = Did Not Start
NM = No Result
X = Failed





RESULTS



RANK BIB SURNAME & NAME CTRY ORD - 1 - - 2 - - 3 - - 4 - - 5 - - 6 - RESULT
DATE OF BIRTH

Women's Javelin Throw - Qualifications

WR 72.28 SPOTAKOVA Barbora 1981 CZE STUTTGART 13 SEP 2008
UR 69.82 MENNDEZ Osleidis 1981 CUB BEIJING 29 AUG 2001

GROUP B

RANK	BIB	SURNAME & NAME	CTRY	ORD	1	2	3	4	5	6	7	8	9	10	11	12	RESULT
1	258	SZILAGYI Reka	HUN	8	59.16												59.16 Q
					19 JAN 1996												
2	320	KITAGUCHI Haruka	JPN	7	53.50	54.25	57.91										57.91 q
					16 MAR 1998												
3	35	LITTLE Mackenzie	AUS	11	57.87	-	-										57.87 q
					22 DEC 1996												
4	110	SU Lingdan	CHN	6	56.10	52.55	X										56.10 q
					12 JAN 1997												
5	166	LUIK Mirell	EST	12	47.55	53.64	X										53.64 q
					03 JAN 1997												
6	638	ERKINOVA Sanobarhon	UZB	2	49.52	52.87	52.38										52.87 q
					16 DEC 1998												
7	187	LIPANEN Saara	FIN	4	49.37	49.79	48.94										49.79
					13 SEP 1995												
8	399	BORSTAD JENSEN Maria	NOR	5	46.08	48.43	49.07										49.07
					12 DEC 1994												
9	348	DONANE Laine	LAT	3	45.70	44.42	48.77										48.77
					01 OCT 1998												
10	95	WOLCZYK Brittni	CAN	9	48.01	44.18	45.58										48.01
					10 SEP 1997												
11	424	MOREN Cerah Ellen	PHI	1	X	35.51	X										35.51
					22 JUL 1999												
12	519	HENAPOLA Jayamini	SRI	10	27.96	34.25	33.68										34.25
					10 APR 1994												

Qualification: 59.00 m (Q) or first 12 (q) to Final

Starting order	1	2	3	4	5	6	7	8	9	10	11	12				
	424	638	348	187	399	110	320	258	95	519	35	166				

Details:

Start time:18:38
Finish Time:19:09

Temperature:+29°C
Temperature:+28°C

Humidity:78%
Humidity:81%

As of 08/07/2019 at 19:11

Legend

DQ = Disqualified
DNF = Did Not Finish
- = Did Not Attempt
ORD = Order

DNS = Did Not Start
NM = No Result
X = Failed

Napoli (ITA) July 8-13 2019
ATW06301_73R 1.0

Data Processing and Timing by Microplus - www.microplustiming.com
Report Created 08 JUL 2019 at 19:52

1



SUMMARY



RANK BIB SURNAME & NAME CTRY DATE OF BIRTH GROUP ORD RANK WIND RESULT

Women's Javelin Throw - Qualifications

WR		72.28 SPOTAKOVA Barbora	1981	CZE	STUTT GART			13 SEP 2008
UR		69.82 MENNDEZ Osleidis		CUB	BEIJING			29 AUG 2001
1	258	SZILAGYI Reka	HUN	19 JAN 1996	B	8	1	59.16 Q
2	320	KITAGUCHI Haruka	JPN	16 MAR 1998	B	7	2	57.91 q
3	35	LITTLE Mackenzie	AUS	22 DEC 1996	B	11	3	57.87 q
4	357	JASIUNAITE Liveta	LTU	26 JUL 1994	A	3	1	57.66 q
5	480	VAN DYK Jo-Ane	RSA	03 OCT 1997	A	1	2	57.36 q PB
6	587	TUGSUZ Eda	TUR	27 MAR 1997	A	8	3	56.65 q
7	110	SU Lingdan	CHN	12 JAN 1997	B	6	4	56.10 q
8	46	HUDSON Victoria	AUT	28 MAY 1996	A	6	4	56.07 q
9	87	PRYKE Ashley	CAN	07 JUL 1997	A	4	5	53.70 q
10	166	LUIK Mirell	EST	03 JAN 1997	B	12	5	53.64 q
11	638	ERKINOVA Sanobarhon	UZB	16 DEC 1998	B	2	6	52.87 q
12	61	YERMAKOVA Viktoriya	BLR	18 JAN 1995	A	10	6	52.57 q
13	506	MIHELIC Katja	SLO	11 JUL 1995	A	9	7	51.96
14	187	LIPSANEN Saara	FIN	13 SEP 1995	B	4	7	49.79
15	399	BORSTAD JENSEN Maria	NOR	12 DEC 1994	B	5	8	49.07
16	20	BELL Jessica	AUS	13 JAN 2000	A	7	8	49.04
17	348	DONANE Laine	LAT	01 OCT 1998	B	3	9	48.77
18	342	LEE Gahui	KOR	28 JUL 1998	A	5	9	48.56
19	95	WOLCZYK Brittni	CAN	10 SEP 1997	B	9	10	48.01
20	8	ARIAS DOMINELLA Yohana	ARG	14 MAY 1994	A	2	10	47.17
21	165	LIIV Marcella	EST	17 JUN 1998	A	11	11	42.00
22	424	MOREN Cerah Ellen	PHI	22 JUL 1999	B	1	11	35.51
23	519	HENAPOLA Jayamini	SRI	10 APR 1994	B	10	12	34.25

Qualification: 59.00 m (Q) or first 12 (q) to Final

Legend

DQ = Disqualified
DNF = Did Not Finish
ORD = Order

DNS = Did Not Start
NM = No Result

Napoli (ITA) July 8-13 2019

ATW05300_74B 1.0

Data Processing and Timing by Microplus - www.microplustiming.com

Report Created 08 JUL 2019 at 19:52

1



RESULTS



RANK BIB SURNAME & NAME CTRY ORD - 1 - - 2 - - 3 - - 4 - - 5 - - 6 - RESULT
DATE OF BIRTH

Women's Javelin Throw - Final 110.7

WR 72.28 SPOTAKOVA Barbora 1981 CZE STUTTGART 13 SEP 2008
UR 69.82 MENNDEZ Osleidis CUB BEIJING 29 AUG 2001

FINAL

RANK	BIB	SURNAME & NAME	CTRY	ORD	1	2	3	4	5	6	7	8	9	10	11	12	RESULT
1	357	JASIUNAITE Liveta	LTU	12	53.44	56.76	56.29	59.03	60.36	X							60.36
					26 JUL 1994												
2	320	KITAGUCHI Haruka	JPN	2	56.76	56.74	58.16	59.16	60.15	53.55							60.15
					16 MAR 1998												
3	587	TUGSUZ Eda	TUR	4	59.75	59.62	X	X	X	X							59.75
					27 MAR 1997												
4	258	SZILAGYI Reka	HUN	11	56.77	58.17	58.65	X	59.02	56.11							59.02
					19 JAN 1996												
5	110	SU Lingdan	CHN	1	55.23	55.11	54.65	56.89	X	X							56.89
					12 JAN 1997												
6	480	VAN DYK Jo-Ane	RSA	8	54.93	56.85	53.68	X	53.59	53.80							56.85 SB
					03 OCT 1997												
7	46	HUDSON Victoria	AUT	10	55.74	54.67	X	56.80	X	X							56.80
					28 MAY 1996												
8	35	LITTLE Mackenzie	AUS	9	55.37	X	X	X	54.90	X							55.37
					22 DEC 1996												
9	638	ERKINOVA Sanobarhon	UZB	6	52.04	49.44	50.07										52.04
					16 DEC 1998												
10	166	LUIK Mirell	EST	5	46.61	47.76	51.95										51.95
					03 JAN 1997												
11	61	YERMAKOVA Viktoryia	BLR	3	51.53	X	51.54										51.54
					18 JAN 1995												
12	87	PRYKE Ashley	CAN	7	X	49.82	X										49.82
					07 JUL 1997												

Starting order	1	2	3	4	5	6	7	8	9	10	11	12					
	110	320	61	587	166	638	87	480	35	46	258	357					

Details: Start time:20:15 Temperature:+26°C Humidity:64%
Finish Time:21:45 Temperature:+24°C Humidity:65%

As of 10/07/2019 at 21:48

Legend

DQ = Disqualified
DNF = Did Not Finish
- = Did Not Attempt
ORD = Order
DNS = Did Not Start
NM = No Result
X = Failed

Napoli (ITA) July 8-13 2019

ATW0530601_73R 1.0

Data Processing and Timing by Microplus - www.microplustiming.com

Report Created 10 JUL 2019 at 21:51





RESULTS



RANK BIB SURNAME & NAME CTRY DATE OF BIRTH LANE R.T. TIME POINTS TOTAL

Heptathlon 100m Hurdles *M.F.*

Heptathlon WR	7291	JOYNER-KERSEE Jackie	1962	USA	SEOUL	24 SEP 1988
Heptathlon UR	6847	TURCHINSKAYA Larisa		RUS	DUISBURG	29 AUG 1989
WR	12.20	HARRISON Kendra	1992	USA	LONDON	22 JUL 2016
UR	12.61	THOMAS Vashti		USA	KAZAN	10 JUL 2013

HEAT 1 OF 3

(Wind: +1.1 m/s)

1	562	CHEN Cai-Juan	TPE	29 JAN 2001	8	0.233	14.63	891	891
2	13	CORRA Martina	ARG	11 JUL 1994	3	0.186	14.80	868	868
3	280	MANJU RUKMINI Dhanusha	IND	07 SEP 1999	6	0.200	15.33	799	799
4	273	DABAS Rimpny	IND	14 JAN 1996	5	0.263	15.48	779	779
5	162	ENNUSTE Marite	EST	06 APR 1999	2	0.197	15.97	718	718
6	367	ANOUCHKA -	MAD	20 MAR 1997	4	0.308	16.21	689	689
7	508	POTOCAR Tjasa	SLO	13 SEP 1997	7	0.145	16.42	664	664

Details:

Start time:10:05


Temperature:+26°C

Humidity:48%

LANE COMPETITOR

REACTION (SECONDS)

FINISH (METERS)



As of 11/07/2019 at 10:09

Legend

DQ = Disqualified
DNF = Did Not Finish
R.T. = Reaction

DNS = Did Not Start
Fn = False Start

Napoli (ITA) July 8-13 2019

ATW7010901_73A 1.0

Data Processing and Timing by Microplus - www.microplustiming.com

Report Created 11 JUL 2019 at 10:31





RESULTS



RANK BIB SURNAME & NAME CTRY DATE OF BIRTH LANE R.T. TIME POINTS TOTAL

Heptathlon 100m Hurdles

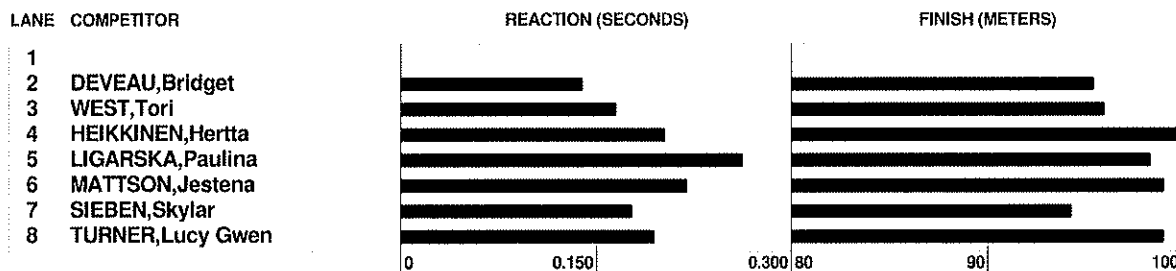
Heptathlon WR	7291 JOYNER-KERSEE Jackie	1962	USA	SEOUL	24 SEP 1988
Heptathlon UR	6847 TURCHINSKAYA Larisa		RUS	DUISBURG	29 AUG 1989
WR	12.20 HARRISON Kendra	1992	USA	LONDON	22 JUL 2016
UR	12.61 THOMAS Vashti		USA	KAZAN	10 JUL 2013

HEAT 2 OF 3

(Wind: +1.2 m/s)

1	177	HEIKKINEN Hertta	FIN	27 OCT 1994	4	0.202	14.31	935	935
2	215	TURNER Lucy Gwen	GBR	14 FEB 1997	8	0.194	14.44	917	917
3	628	MATTSON Jestena	USA	17 MAR 1997	6	0.219	14.44	917	917
4	438	LIGARSKA Paulina	POL	09 APR 1996	5	0.262	14.54	903	903
5	45	WEST Tori	AUS	14 OCT 1995	3	0.165	14.90	855	855
6	77	DEVEAU Bridget	CAN	06 MAY 1996	2	0.140	14.99	843	843
7	91	SIEBEN Skylar	CAN	06 DEC 2000	7	0.177	15.17	819	819

Details: Start time:10:12 Temperature:+26°C Humidity:48%



As of 11/07/2019 at 10:26

Legend

DQ = Disqualified
 DNF = Did Not Finish
 R.T. = Reaction
 DNS = Did Not Start
 Fn = False Start



RESULTS



RANK BIB SURNAME & NAME CTRY DATE OF BIRTH LANE R.T. TIME POINTS TOTAL

Heptathlon 100m Hurdles

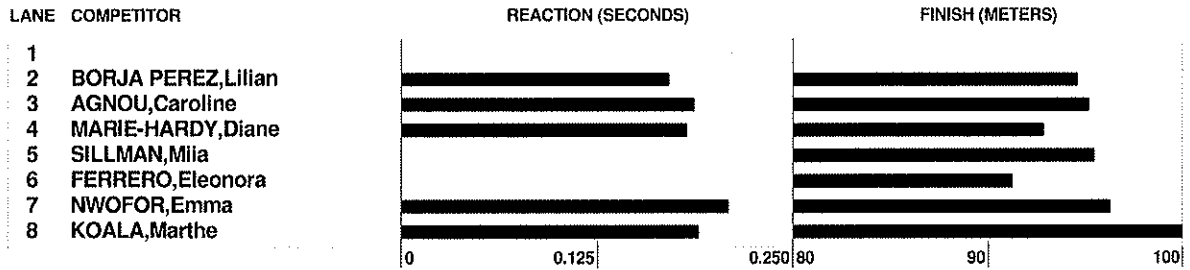
Heptathlon WR	7291 JOYNER-KERSEE Jackie	1962	USA	SEOUL	24 SEP 1988
Heptathlon UR	6847 TURCHINSKAYA Larisa		RUS	DUISBURG	29 AUG 1989
WR	12.20 HARRISON Kendra	1992	USA	LONDON	22 JUL 2016
UR	12.61 THOMAS Vashti		USA	KAZAN	10 JUL 2013

HEAT 3 OF 3

(Wind: -0.4 m/s)

1	67	KOALA Marthe	BUR	08 MAR 1994	8	0.190	13.21	1093	1093
2	213	NWOFOR Emma	GBR	22 AUG 1996	7	0.209	13.72	1018	1018
3	195	SILLMAN Miia	FIN	03 JUN 1995	5		13.84	1001	1001
4	526	AGNOU Caroline	SUI	26 MAY 1996	3	0.187	13.88	995	995
5	379	BORJA PEREZ Lilian	MEX	04 JUN 1998	2	0.171	13.97	983	983
6	202	MARIE-HARDY Diane	FRA	19 FEB 1996	4	0.182	14.23	946	946
7	304	FERRERO Eleonora	ITA	29 DEC 1994	6		14.48	912	912

Details: Start time:10:20 Temperature:+26°C Humidity:48%



As of 11/07/2019 at 10:26

Legend

DQ = Disqualified
 DNF = Did Not Finish
 R.T. = Reaction
 DNS = Did Not Start
 Fn = False Start

Napoli (ITA) July 8-13 2019

ATW7010901_73A 1.0

Data Processing and Timing by Microplus - www.microplustiming.com

Report Created 11 JUL 2019 at 10:31





SUMMARY



RANK BIB SURNAME & NAME CTRY DATE OF BIRTH HEAT LANE RANK WIND TIME

Heptathlon 100m Hurdles

Heptathlon WR 7291 JOYNER-KERSEE Jackie 1962 USA SEOUL 24 SEP 1988
 Heptathlon UR 6847 TURCHINSKAYA Larisa 1962 RUS DUISBURG 29 AUG 1989

WR 12.20 HARRISON Kendra 1992 USA LONDON 22 JUL 2016
 UR 12.61 THOMAS Vashti 1992 USA KAZAN 10 JUL 2013

1	67	KOALA Marthe	BUR	08 MAR 1994	3	8	1	-0.4	13.21
2	213	NWOFOR Emma	GBR	22 AUG 1996	3	7	2	-0.4	13.72
3	195	SILLMAN Miia	FIN	03 JUN 1995	3	5	3	-0.4	13.84
4	526	AGNOU Caroline	SUI	26 MAY 1996	3	3	4	-0.4	13.88
5	379	BORJA PEREZ Lilian	MEX	04 JUN 1998	3	2	5	-0.4	13.97
6	202	MARIE-HARDY Diane	FRA	19 FEB 1996	3	4	6	-0.4	14.23
7	177	HEIKKINEN Hertha	FIN	27 OCT 1994	2	4	1	+1.2	14.31
8	215	TURNER Lucy Gwen	GBR	14 FEB 1997	2	8	2	+1.2	14.44
9	628	MATTSON Jestena	USA	17 MAR 1997	2	6	3	+1.2	14.44
10	304	FERRERO Eleonora	ITA	29 DEC 1994	3	6	7	-0.4	14.48
11	438	LIGARSKA Paulina	POL	09 APR 1996	2	5	4	+1.2	14.54
12	562	CHEN Cai-Juan	TPE	29 JAN 2001	1	8	1	+1.1	14.63
13	13	CORRA Martina	ARG	11 JUL 1994	1	3	2	+1.1	14.80
14	45	WEST Tori	AUS	14 OCT 1995	2	3	5	+1.2	14.90
15	77	DEVEAU Bridget	CAN	06 MAY 1996	2	2	6	+1.2	14.99
16	91	SIEBEN Skylar	CAN	06 DEC 2000	2	7	7	+1.2	15.17
17	280	MANJU RUKMINI Dhanusha	IND	07 SEP 1999	1	6	3	+1.1	15.33
18	273	DABAS Rimpay	IND	14 JAN 1996	1	5	4	+1.1	15.48
19	162	ENNUSTE Marite	EST	06 APR 1999	1	2	5	+1.1	15.97
20	367	ANOUSHKA -	MAD	20 MAR 1997	1	4	6	+1.1	16.21
21	508	POTOCAR Tjasa	SLO	13 SEP 1997	1	7	7	+1.1	16.42

Legend

DQ = Disqualified
 DNF = Did Not Finish
 R.T. = Reaction

DNS = Did Not Start
 Fn = False Start

Napoli (ITA) July 8-13 2019

ATW7010900_74A 1.0

Data Processing and Timing by Microplus - www.microplustiming.com

Report Created 11 JUL 2019 at 10:31

1



CONI



FISU





RESULTS



RANK BIB SURNAME & NAME CTRY ORD 1.35 1.38 1.41 1.44 1.47 1.50 1.53 1.56 1.59 1.62 RESULT POINTS TOTAL
DATE OF BIRTH 1.65 1.68 1.71 1.74 1.77 1.80 1.83 1.86 1.89 1.92

Heptathlon High Jump 1.17

Heptathlon WR	7291 JOYNER-KERSEE Jackie	1962	USA	SEOUL	24 SEP 1988
Heptathlon UR	6847 TURCHINSKAYA Larisa		RUS	DUISBURG	29 AUG 1989
WR	2.09 KOSTADINOVA Stefka	1965	BUL	ROMA	30 AUG 1987
UR	2.01 COSTA Silvia		CUB	KOBE	03 SEP 1985

GROUP A

RANK	BIB	SURNAME & NAME	CTRY	ORD	1.35	1.38	1.41	1.44	1.47	1.50	1.53	1.56	1.59	1.62	RESULT	POINTS	TOTAL
1	195	SILLMAN Miia	FIN	5	-	-	-	0	0	XO	0	XXX	-	-	1.83	1016	2017
2	438	LIGARSKA Paulina	POL	6	0	0	0	XO	XXX	-	-	-	-	0	1.74	903	1806
3	304	FERRERO Eleonora	ITA	3	0	0	XO	XXX	-	-	0	0	0	XO	1.71	867	1779
4	67	KOALA Marthe	BUR	11	XO	0	XXX	-	-	-	-	-	-	0	1.68	830	1923
5	177	HEIKKINEN Hertta	FIN	2	XXO	0	XXX	-	-	-	-	-	0	0	1.68	830	1765
6	162	ENNUSTE Marite	EST	4	0	XO	XXX	-	-	-	-	-	0	0	1.68	830	1548
6	213	NWOFOR Emma	GBR	8	0	XO	XXX	-	-	-	-	-	-	0	1.68	830	1848
8	45	WEST Tori	AUS	7	0	XO	XXX	-	-	-	-	-	-	XO	1.68	830	1685
9	526	AGNOU Caroline	SUI	9	XO	XXX	-	-	-	-	XO	0	XO	XO	1.65	795	1790
10	379	BORJA PEREZ Lilian	MEX	1	XXO	XXX	-	-	-	-	-	-	-	0	1.65	795	1778
11	367	ANOUCHKA	MAD	10	0	0	0	XO	0	XXX	-	-	-	-	1.47	588	1277

Details: Start time:11:20 Temperature:+27°C Humidity:43%
Finish Time:13:00 Temperature:+28°C Humidity:43%

As of 11/07/2019 at 13:04

Legend

DQ = Disqualified
DNF = Did Not Finish
X = Failed
- = Did Not Attempt
DNS = Did Not Start
NM = No Result
O = Cleared
ORD = Order





RESULTS



RANK BIB SURNAME & NAME CTRY ORD 1.35 1.38 1.41 1.44 1.47 1.50 1.53 1.56 1.59 1.62 RESULT POINTS TOTAL
 DATE OF BIRTH 1.65 1.68 1.71 1.74 1.77 1.80 1.83

Heptathlon High Jump

Heptathlon WR	7291 JOYNER-KERSEE Jackie	1962	USA	SEOUL	24 SEP 1988
Heptathlon UR	6847 TURCHINSKAYA Larisa		RUS	DUISBURG	29 AUG 1989
WR	2.09 KOSTADINOVA Stefka	1965	BUL	ROMA	30 AUG 1987
UR	2.01 COSTA Silvia		CUB	KOBE	03 SEP 1985

GROUP B

RANK	BIB	SURNAME & NAME	CTRY	ORD	1.35	1.38	1.41	1.44	1.47	1.50	1.53	1.56	1.59	1.62	RESULT	POINTS	TOTAL	
1	562	CHEN Cai-Juan	TPE	17	-	XO	XO	XXX	-	-	-	-	-	XO	O	1.68	830	1721
2	628	MATTSON Jestena	USA	16	-	XO	XXO	XXX	-	-	-	-	O	XO	1.68	830	1747	
3	91	SIEBEN Skylar	CAN	15	-	-	-	-	-	O	O	O	XO	XXX	1.59	724	1543	
3	202	MARIE-HARDY Diane	FRA	21	-	-	-	-	-	O	O	O	XO	XXX	1.59	724	1670	
5	13	CORRA Martina	ARG	18	-	-	-	-	O	O	XXX				1.50	621	1489	
6	273	DABAS Rimpay	IND	13	-	-	O	O	XO	XXO	XXX				1.50	621	1400	
7	77	DEVEAU Bridget	CAN	12	-	-	-	O	O	XXX					1.47	588	1431	
8	215	TURNER Lucy Gwen	GBR	19	-	-	-	-	XO	XXX					1.47	588	1505	
9	508	POTOCAR Tjasa	SLO	14	O	O	XO	XO	XXX						1.44	555	1219	
10	280	MANJU RUKMINI Dhanusha	IND	20	O	O	O	XXO	XXX						1.44	555	1354	

Details:

Start time:11:20
 Finish Time:12:35

Temperature:+27°C
 Temperature:+28°C

Humidity:43%
 Humidity:36%

As of 11/07/2019 at 12:38

Legend

DQ = Disqualified
 DNF = Did Not Finish
 X = Failed
 - = Did Not Attempt

DNS = Did Not Start
 NM = No Result
 O = Cleared
 ORD = Order





RESULTS



RANK BIB SURNAME & NAME CTRY ORD - 1 - - 2 - - 3 - - 4 - - 5 - - 6 - RESULT POINTS TOTAL
DATE OF BIRTH

Heptathlon Shot Put *11/7*

Heptathlon WR	7291	JOYNER-KERSEE Jackie	1962	USA	SEOUL	24 SEP 1988
Heptathlon UR	6847	TURCHINSKAYA Larisa		RUS	DUISBURG	29 AUG 1989
WR	22.63	LISOVSKAYA Natalya	1962	URS	MOSKVA	07 JUN 1987
UR	20.82	CHIZHOVA Nadezhda		RUS	MOSKVA	20 AUG 1973

GROUP A

RANK	BIB	SURNAME & NAME	CTRY	ORD	1	2	3	4	5	6	7	8	9	10	RESULT	POINTS	TOTAL
1	526	AGNOU Caroline	SUI	1	13.79	13.91	13.53								13.91	788	2578
2	45	WEST Tori	AUS	9	12.74	13.53	13.29								13.53	763	2448
3	438	LIGARSKA Paulina	POL	1	13.31	13.50	13.27								13.50	761	2567
4	195	SILLMAN Miia	FIN	10	12.99	X	X								12.99	727	2744
5	67	KOALA Marthe	BUR	7	12.03	X	12.73								12.73	709	2632
6	202	MARIE-HARDY Diane	FRA	1	12.11	12.20	12.48								12.48	693	2363
7	177	HEIKKINEN Hertta	FIN	1	12.04	12.46	X								12.46	692	2457
8	628	MATTSON Jestena	USA	6	11.35	11.55	X								11.55	631	2378
9	213	NWOFOR Emma	GBR	5	10.92	11.25	X								11.25	612	2460
10	77	DEVEAU Bridget	CAN	8	10.57	X	9.76								10.57	567	1998

Starting order	1	2	3	4	5	6	7	8	9	10							
	202	438	526	177	213	628	67	77	45	195							

Details:

Start time:16:30
Finish Time:16:57

Temperature:+28°C
Temperature:+28°C

Humidity:44%
Humidity:44%

As of 11/07/2019 at 17:03

Legend

DQ = Disqualified
DNF = Did Not Finish
- = Did Not Attempt
ORD = Order

DNS = Did Not Start
NM = No Result
X = Failed





RESULTS



RANK BIB SURNAME & NAME CTRY DATE OF BIRTH LANE R.T. TIME POINTS TOTAL

Heptathlon 200 m *Marta*

Heptathlon WR	7291	JOYNER-KERSEE Jackie	1962	USA	SEOUL	24 SEP 1988
Heptathlon UR	6847	TURCHINSKAYA Larisa		RUS	DUISBURG	29 AUG 1989
WR	21.34	GRIFFITH-JOYNER Florenc	1959	USA	SEOUL	29 SEP 1988
UR	21.91	KOCH Marita		GER	CIUDAD DE ME	12 SEP 1979

HEAT 1 OF 3

(Wind: +0.1 m/s)

1	13	CORRA Martina	ARG	11 JUL 1994	7	0.222	26.20	780	2833
2	280	MANJU RUKMINI Dhanusha	IND	07 SEP 1999	4	0.227	26.44	759	2512
3	367	ANOUCHKA	MAD	20 MAR 1997	2	0.262	26.67	740	2360
4	77	DEVEAU Bridget	CAN	06 MAY 1996	8	0.256	26.92	718	2716
5	508	POTOCAR Tjasa	SLO	13 SEP 1997	5	0.152	26.94	717	2436
6	273	DABAS Rimpj	IND	14 JAN 1996	3	0.236	27.57	665	2497
7	162	ENNUSTE Marite	EST	06 APR 1999	6	0.230	28.23	613	2782

Details:

Start time:19:25

Temperature:+27°C

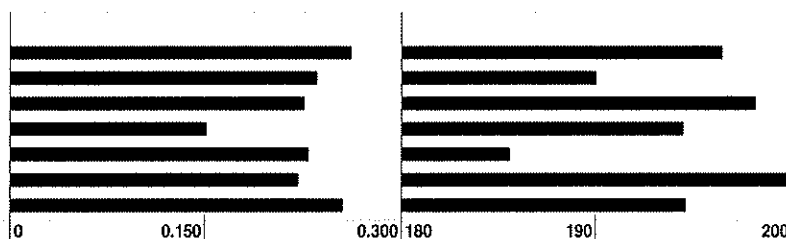
Humidity:56%

LANE COMPETITOR

REACTION (SECONDS)

FINISH (METERS)

- 1 ANOUCHKA
- 2 DABAS,Rimpj
- 3 MANJU RUKMINI,Dhanus
- 4 POTOCAR,Tjasa
- 5 ENNUSTE,Marite
- 6 CORRA,Martina
- 7 DEVEAU,Bridget



As of 11/07/2019 at 19:32

Legend

DQ = Disqualified
DNF = Did Not Finish
R.T. = Reaction

DNS = Did Not Start
Fn = False Start

Napoli (ITA) July 8-13 2019

ATW7040901_73A 1.0

Data Processing and Timing bt Microplus - www.microplustiming.com

Report Created 11 JUL 2019 at 19:44



RESULTS



RANK BIB SURNAME & NAME CTRY DATE OF BIRTH LANE R.T. TIME POINTS TOTAL

Heptathlon 200 m

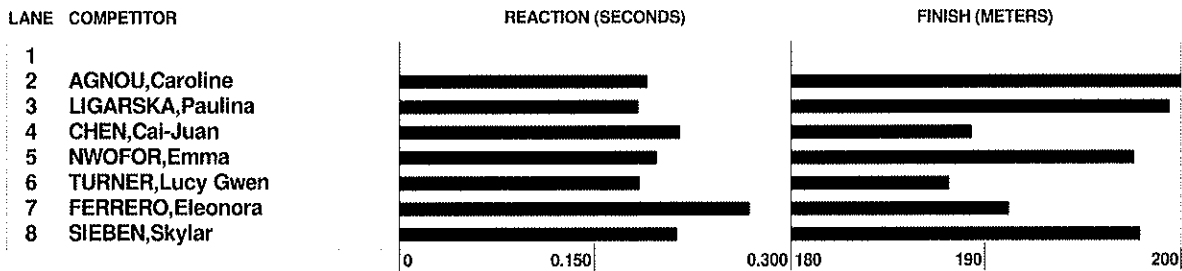
Heptathlon WR	7291	JOYNER-KERSEE Jackie	1962	USA	SEOUL	24 SEP 1988
Heptathlon UR	6847	TURCHINSKAYA Larisa		RUS	DUISBURG	29 AUG 1989
WR	21.34	GRIFFITH-JOYNER Florenc	1959	USA	SEOUL	29 SEP 1988
UR	21.91	KOCH Marita		GER	CIUDAD DE ME	12 SEP 1979

HEAT 2 OF 3

(Wind: +0.4 m/s)

1	526	AGNOU Caroline	SUI	26 MAY 1996	2	0.191	24.97	890	3468
2	438	LIGARSKA Paulina	POL	09 APR 1996	3	0.184	25.04	883	3450
3	91	SIEBEN Skylar	CAN	06 DEC 2000	8	0.214	25.23	866	2976
4	213	NWOFOR Emma	GBR	22 AUG 1996	5	0.198	25.27	862	3322
5	304	FERRERO Eleonora	ITA	29 DEC 1994	7	0.269	26.11	788	3171
6	562	CHEN Cai-Juan	TPE	29 JAN 2001	4	0.216	26.38	764	3161
7	215	TURNER Lucy Gwen	GBR	14 FEB 1997	6	0.185	26.54	751	2840

Details: Start time:19:33 Temperature:+27°C Humidity:56%



As of 11/07/2019 at 19:37

Legend

DQ = Disqualified
 DNF = Did Not Finish
 R.T. = Reaction
 DNS = Did Not Start
 Fn = False Start





RESULTS



RANK BIB SURNAME & NAME CTRY DATE OF BIRTH LANE R.T. TIME POINTS TOTAL

Heptathlon 200 m

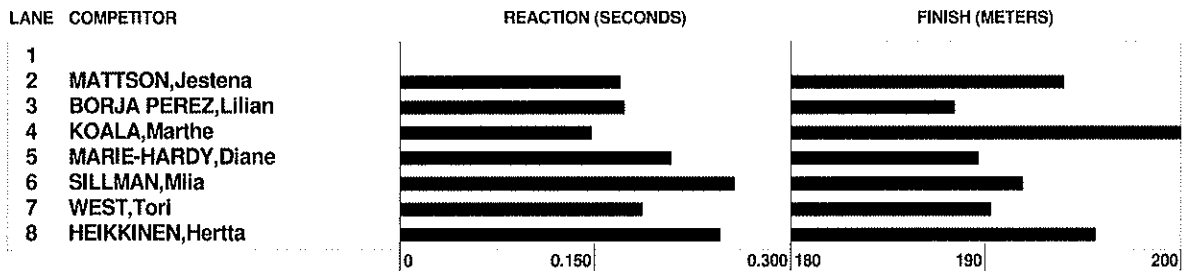
Table with 2 columns: Event (Heptathlon WR, Heptathlon UR, WR, UR) and details (BIB, Name, CTRY, Date of Birth, Lane, R.T., Time, Points Total).

HEAT 3 OF 3

(Wind: +1.0 m/s)

Table with 9 columns: Rank, Bib, Name, CTRY, Date of Birth, Lane, R.T., Time, Points Total. Lists competitors in Heat 3 of 3.

Details: Start time:19:39 Temperature:+27°C Humidity:56%



As of 11/07/2019 at 19:42

DQ = Disqualified
DNF = Did Not Finish
R.T. = Reaction

Legend

DNS = Did Not Start
Fn = False Start





SUMMARY



RANK BIB SURNAME & NAME CTRY DATE OF BIRTH HEAT LANE RANK WIND TIME

Heptathlon 200 m

Heptathlon WR	7291	JOYNER-KERSEE Jackie	1962	USA	SEOUL	24 SEP 1988
Heptathlon UR	6847	TURCHINSKAYA Larisa		RUS	DUISBURG	29 AUG 1989
WR	21.34	GRIFFITH-JOYNER Florenc	1959	USA	SEOUL	29 SEP 1988
UR	21.91	KOCH Marita		GER	CIUDAD DE ME	12 SEP 1979
1	67	KOALA Marthe	BUR	08 MAR 1994	3 4	1 +1.0 23.83
2	177	HEIKKINEN Hertta	FIN	27 OCT 1994	3 8	2 +1.0 24.36
3	628	MATTSON Jestena	USA	17 MAR 1997	3 2	3 +1.0 24.56
4	195	SILLMAN Miia	FIN	03 JUN 1995	3 6	4 +1.0 24.83
5	526	AGNOU Caroline	SUI	26 MAY 1996	2 2	1 +0.4 24.97
6	45	WEST Tori	AUS	14 OCT 1995	3 7	5 +1.0 25.04
7	438	LIGARSKA Paulina	POL	09 APR 1996	2 3	2 +0.4 25.04
8	202	MARIE-HARDY Diane	FRA	19 FEB 1996	3 5	6 +1.0 25.13
9	91	SIEBEN Skylar	CAN	06 DEC 2000	2 8	3 +0.4 25.23
10	213	NWOFOR Emma	GBR	22 AUG 1996	2 5	4 +0.4 25.27
11	379	BORJA PEREZ Lilian	MEX	04 JUN 1998	3 3	7 +1.0 25.29
12	304	FERRERO Eleonora	ITA	29 DEC 1994	2 7	5 +0.4 26.11
13	13	CORRA Martina	ARG	11 JUL 1994	1 7	1 +0.1 26.20
14	562	CHEN Cai-Juan	TPE	29 JAN 2001	2 4	6 +0.4 26.38
15	280	MANJU RUKMINI Dhanusha	IND	07 SEP 1999	1 4	2 +0.1 26.44
16	215	TURNER Lucy Gwen	GBR	14 FEB 1997	2 6	7 +0.4 26.54
17	367	ANOUSHKA	MAD	20 MAR 1997	1 2	3 +0.1 26.67
18	77	DEVEAU Bridget	CAN	06 MAY 1996	1 8	4 +0.1 26.92
19	508	POTOCAR Tjasa	SLO	13 SEP 1997	1 5	5 +0.1 26.94
20	273	DABAS Rimpj	IND	14 JAN 1996	1 3	6 +0.1 27.57
21	162	ENNUSTE Marite	EST	06 APR 1999	1 6	7 +0.1 28.23

Legend

DQ = Disqualified
DNF = Did Not Finish
R.T. = Reaction

DNS = Did Not Start
Fn = False Start

Napoli (ITA) July 8-13 2019

ATW7040900_74A 1.0

Data Processing and Timing by Microplus - www.microplustiming.com

Report Created 11 JUL 2019 at 19:45

1



RESULTS



RANK BIB SURNAME & NAME CTRY ORD - 1 - - 2 - - 3 - - 4 - - 5 - - 6 - RESULT POINTS TOTAL
DATE OF BIRTH

Heptathlon - Long Jump 1127.

Heptathlon WR	7291	JOYNER-KERSEE Jackie	1962	USA	SEOUL	24 SEP 1988
Heptathlon UR	6847	TURCHINSKAYA Larisa		RUS	DUISBURG	29 AUG 1989
WR	7.52	CHISTYAKOVA Galina	1962	URS	LENINGRAD	11 JUN 1988
UR	7.04	VALYUKEVICH Irina		BLR	KOBE	04 SEP 1985

GROUP A

RANK	BIB	SURNAME & NAME	CTRY	ORD	1	2	3	4	5	6	7	8	9	10	11	RESULT	POINTS	TOTAL
1	67	KOALA Marthe	BUR	5	6.31	6.40	5.70									6.40	975	4604
					+0.9	+1.1	-0.9									+1.1		
2	195	SILLMAN Miia	FIN	4	X	6.18	6.00									6.18	905	4551
						+1.7	-1.6									+1.7		
3	177	HEIKKINEN Hertta	FIN	1	5.96	5.77	5.74									5.96	837	4240
					-0.7	+1.8	-0.7									-0.7		
4	304	FERRERO Eleonora	ITA	9	5.51	5.86	5.67									5.86	807	3978
					-0.1	+0.3	-1.4									+0.3		
5	628	MATTSON Jestena	USA	3	5.40	5.62	5.73									5.73	768	4074
					+1.2	+1.2	-0.5									-0.5		
6	526	AGNOU Caroline	SUI	11	X	5.45	X									5.45	686	4154
						-1.0										-1.0		
7	438	LIGARSKA Paulina	POL	10	3.79	5.42	5.38									5.42	677	4127
					-1.2	-0.1	-0.8									-0.1		
8	379	BORJA PEREZ Lilian	MEX	2	5.31	5.26	5.36									5.36	660	3902
					+1.3	+1.2	-1.0									-1.0		
9	45	WEST Tori	AUS	7	5.14	5.27	5.22									5.27	634	3965
					+0.9	+0.6	-0.9									+0.6		

NOT RANKED

202	MARIE-HARDY Diane	FRA	6	X	X	X													NM
215	TURNER Lucy Gwen	GBR	8																DNS

Starting order	1	2	3	4	5	6	7	8	9	10	11								
	177	379	628	195	67	202	45	215	304	438	526								

Details:

Start time:10:31

Finish Time:11:15

Temperature:+27°C

Temperature:+28°C

Humidity:70%

Humidity:66%

As of 12/07/2019 at 11:22

Legend

DQ = Disqualified
DNF = Did Not Finish
- = Did Not Attempt
ORD = Order

DNS = Did Not Start
NM = No Result
X = Failed

Napoli (ITA) July 8-13 2019

ATW7050901_73R 1.0

Data Processing and Timing by Microplus - www.microplustiming.com

Report Created 12 JUL 2019 at 11:32

1



RANK BIB SURNAME & NAME CTRY ORD - 1 - - 2 - - 3 - - 4 - - 5 - - 6 - RESULT POINTS TOTAL
DATE OF BIRTH

Heptathlon - Long Jump

Heptathlon WR	7291 JOYNER-KERSEE Jackie	1962	USA	SEOUL	24 SEP 1988
Heptathlon UR	6847 TURCHINSKAYA Larisa		RUS	DUISBURG	29 AUG 1989
WR	7.52 CHISTYAKOVA Galina	1962	URS	LENINGRAD	11 JUN 1988
UR	7.04 VALYUKEVICH Irina		BLR	KOBE	04 SEP 1985

GROUP B

1	213	NWOFOR Emma	GBR	1	5.76	5.69	5.58				5.76	777	4099
						+0.2	-0.8	-0.7			+0.2		
2	562	CHEN Cai-Juan	TPE	3	X	5.64	5.44				5.64	741	3902
						+1.2	+0.2	-0.5			+0.2		
3	91	SIEBEN Skylar	CAN	5	5.16	5.43	5.41				5.43	680	3656
						-0.4	+1.1	+0.4			+1.1		
4	77	DEVEAU Bridget	CAN	10	5.15	5.36	5.19				5.36	660	3376
						-1.6	-0.2	0.0			-0.2		
5	162	ENNUSTE Marite	EST	7	5.11	X	X				5.11	589	3371
						+0.7	+0.4				+0.7		
6	273	DABAS Rimpay	IND	6	X	5.00	4.95				5.00	559	3056
							+0.8	-0.8			+0.8		
7	367	ANOUSHKA	MAD	8	4.76	4.91	4.49				4.91	535	2895
						+0.1	-0.3	-1.0			-0.3		
8	280	MANJU RUKMINI Dhanusha	IND	9	4.58	4.71	4.88				4.88	527	3039
						+0.4	+0.2	-1.0			-1.0		
9	508	POTOCAR Tjasa	SLO	4	4.49	4.54	4.76				4.76	495	2931
						+1.2	+1.2	+0.3			+0.3		

NOT RANKED

13	CORRA Martina	ARG	2	X	X	X								NM
						+1.1		-0.2						

Starting order	1	2	3	4	5	6	7	8	9	10				
	213	13	562	508	91	273	162	367	280	77				

Details: Start time:10:31 Temperature:+27°C Humidity:70%
Finish Time:11:10 Temperature:+27°C Humidity:67%

As of 12/07/2019 at 11:24

Legend

DQ = Disqualified
DNF = Did Not Finish
- = Did Not Attempt
ORD = Order
DNS = Did Not Start
NM = No Result
X = Failed



RESULTS



RANK BIB SURNAME & NAME CTRY ORD - 1 - - 2 - - 3 - - 4 - - 5 - - 6 - RESULT POINTS TOTAL
DATE OF BIRTH

Heptathlon - Javelin Throw 142.7

Heptathlon WR	7291 JOYNER-KERSEE Jackie	1962	USA	SEOUL	24 SEP 1988
Heptathlon UR	6847 TURCHINSKAYA Larisa		RUS	DUISBURG	29 AUG 1989
WR	72.28 SPOTAKOVA Barbora	1981	CZE	STUTTGART	13 SEP 2008
UR	69.82 MENNDEZ Osleidis		CUB	BEIJING	29 AUG 2001

RANK	BIB	SURNAME & NAME	CTRY	ORD	1	2	3	4	5	6	RESULT	POINTS	TOTAL
1	45	WEST Tori	AUS	14	52.28	53.27	51.28				53.27	924	4889
2	195	SILLMAN Miia	FIN	19	50.07	-	-				50.07	861	5412
3	526	AGNOU Caroline	SUI	18	48.57	X	43.35				48.57	832	4986
4	67	KOALA Marthe	BUR	20	40.64	42.95	X				42.95	724	5328
5	379	BORJA PEREZ Lilian	MEX	12	37.07	37.58	39.66				39.66	661	4563
6	177	HEIKKINEN Hertta	FIN	15	39.14	X	X				39.14	651	4891
7	77	DEVEAU Bridget	CAN	8	X	38.80	36.08				38.80	644	4020
8	13	CORRA Martina	ARG	6	38.73	36.87	35.20				38.73	643	3476
9	304	FERRERO Eleonora	ITA	11	34.22	36.08	38.29				38.29	635	4613
10	438	LIGARSKA Paulina	POL	16	36.88	37.47	34.89				37.47	619	4746
11	628	MATTSON Jestena	USA	13	X	36.88	32.09				36.88	608	4682
12	562	CHEN Cai-Juan	TPE	7	X	X	34.98				34.98	571	4473
13	91	SIEBEN Skylar	CAN	9	X	32.10	34.27				34.27	558	4214
14	213	NWOFOR Emma	GBR	10	33.48	34.05	31.89				34.05	554	4653
15	162	ENNUSTE Marite	EST	4	33.66	X					33.66	546	3917
16	280	MANJU RUKMINI Dhanusha	IND	5	20.96	28.04	26.19				28.04	440	3479
17	273	DABAS Rimpny	IND	2	21.53	21.65	24.57				24.57	374	3430
18	508	POTOCAR Tjasa	SLO	3	22.32	22.37	X				22.37	333	3264
19	367	ANOUCHKA	MAD	1	17.64	X	17.50				17.64	245	3140

Legend

DQ = Disqualified
DNF = Did Not Finish
- = Did Not Attempt
ORD = Order

DNS = Did Not Start
NM = No Result
X = Failed

Napoli (ITA) July 8-13 2019

ATW7060901_73R 1.0

Data Processing and Timing by Microplus - www.microplustiming.com

Report Created 12 JUL 2019 at 13:15

1

NOT RANKED

202 MARIE-HARDY Diane

FRA 17

DNS

19 FEB 1996

Starting order	1	2	3	4	5	6	7	8	9	10	11	12	13	14	15
	16	17	18	19	20										
	367	273	508	162	280	13	562	77	91	213	304	379	628	45	177
	438	202	526	195	67										

Details:

Start time:12:15
Finish Time:13:05

Temperature:+27°C
Temperature:+27°C

Humidity:66%
Humidity:63%

As of 12/07/2019 at 13:08

Legend

DQ = Disqualified
DNF = Did Not Finish
- = Did Not Attempt
ORD = Order

DNS = Did Not Start
NM = No Result
X = Failed

Napoli (ITA) July 8-13 2019

ATW7060901_73R 1.0

Data Processing and Timing by Microplus - www.microplustiming.com
Report Created 12 JUL 2019 at 13:15





RESULTS



RANK BIB SURNAME & NAME CTRY DATE OF BIRTH LANE R.T. TIME POINTS TOTAL

Heptathlon 800 m / 12.7.

Table with 4 columns: Event, Bib, Name, Date. Rows include Heptathlon WR (7291 JOYNER-KERSEE Jackie), Heptathlon UR (6847 TURCHINSKAYA Larisa), WR (1:53.28 KRATOCHVILOVA Jarmila), and UR (1:56.88 COLOVIC Slobodanka).

HEAT 1 OF 2

Main results table for Heat 1 of 2. Columns: Rank, Bib, Name, CTRY, DATE OF BIRTH, LANE, R.T., TIME, POINTS TOTAL. Includes athletes like BORJA PEREZ Lilian, SIEBEN Skylar, etc.

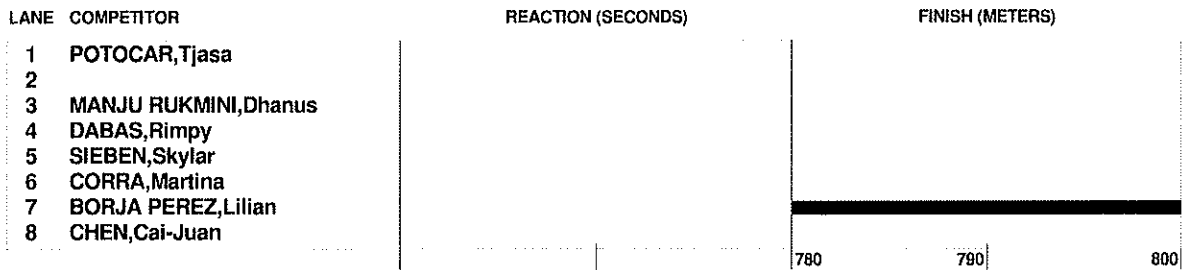
NOT RANKED

Table for NOT RANKED: Bib 77, Name DEVEAU Bridget, CTRY CAN, DATE OF BIRTH 06 MAY 1996, LANE 2, R.T. DQ, TIME 163.3.a

Intermediate point leaders (Bib and Time):

Table for intermediate point leaders: 400 m : Bib 379, Time 1:05.66

Details: Start time:20:55 Temperature:+26°C Humidity:76%



As of 12/07/2019 at 21:24

Legend

DQ = Disqualified, DNF = Did Not Finish, R.T. = Reaction, DNS = Did Not Start, Fn = False Start





RESULTS



RANK	BIB	SURNAME & NAME	CTRY	DATE OF BIRTH	LANE	R.T.	TIME	POINTS	TOTAL
------	-----	----------------	------	---------------	------	------	------	--------	-------

Heptathlon 800 m

Heptathlon WR	7291	JOYNER-KERSEE Jackie	1962	USA	SEOUL		24 SEP 1988		
Heptathlon UR	6847	TURCHINSKAYA Larisa		RUS	DUISBURG		29 AUG 1989		
WR	1:53.28	KRATOCHVILOVA Jarmila	1951	TCH	MUENCHEN		26 JUL 1983		
UR	1:56.88	COLOVIC Slobodanka		CRO	ZAGREB		19 JUL 1987		

HEAT 2 OF 2

1	526	AGNOU Caroline	SUI	26 MAY 1996	8		2:17.51	858	5844
2	177	HEIKKINEN Hertta	FIN	27 OCT 1994	3		2:17.52	858	5749
3	438	LIGARSKA Paulina	POL	09 APR 1996	1		2:18.57	843	5589
4	195	SILLMAN Miia	FIN	03 JUN 1995	5		2:21.94	797	6209
5	67	KOALA Marthe	BUR	08 MAR 1994	7		2:22.27	793	6121
6	304	FERRERO Eleonora	ITA	29 DEC 1994	6e		2:25.70	748	5361
7	213	NWOFOR Emma	GBR	22 AUG 1996	6i		2:26.72	735	5388
8	45	WEST Tori	AUS	14 OCT 1995	4		2:27.49	725	5614
9	628	MATTSON Jestena	USA	17 MAR 1997	2		2:28.00	718	5400

Intermediate point leaders (Bib and Time):

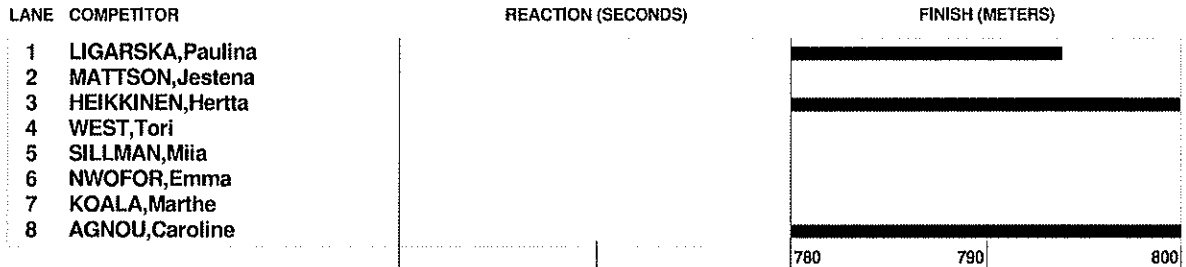
400 m : 526 1:01.99

Details:

Start time:21:14

Temperature:+26°C

Humidity:76%



As of 12/07/2019 at 21:24

Legend

DQ = Disqualified
DNF = Did Not Finish
R.T. = Reaction

DNS = Did Not Start
Fn = False Start

Napoli (ITA) July 8-13 2019

ATW7070901_73A 1.0

Data Processing and Timing by Microplus - www.microplustiming.com

Report Created 12 JUL 2019 at 21:30

1



SUMMARY



RANK BIB SURNAME & NAME CTRY DATE OF BIRTH HEAT LANE RANK WIND TIME

Heptathlon 800 m

Heptathlon WR	7291	JOYNER-KERSEE Jackie	1962	USA	SEOUL	24 SEP 1988
Heptathlon UR	6847	TURCHINSKAYA Larisa		RUS	DUISBURG	29 AUG 1989

WR	1:53.28	KRATOCHVILOVA Jarmila	1951	TCH	MUENCHEN	26 JUL 1983
UR	1:56.88	COLOVIC Slobodanka		CRO	ZAGREB	19 JUL 1987

1	379	BORJA PEREZ Lilian	MEX	04 JUN 1998	1	7	1	2:15.57
2	526	AGNOU Caroline	SUI	26 MAY 1996	2	8	1	2:17.51
3	177	HEIKKINEN Hertta	FIN	27 OCT 1994	2	3	2	2:17.52
4	438	LIGARSKA Paulina	POL	09 APR 1996	2	1	3	2:18.57
5	91	SIEBEN Skylar	CAN	06 DEC 2000	1	5	2	2:20.04
6	195	SILLMAN Miia	FIN	03 JUN 1995	2	5	4	2:21.94
7	67	KOALA Marthe	BUR	08 MAR 1994	2	7	5	2:22.27
8	304	FERRERO Eleonora	ITA	29 DEC 1994	2	6e	6	2:25.70
9	213	NWOFOR Emma	GBR	22 AUG 1996	2	6i	7	2:26.72
10	45	WEST Tori	AUS	14 OCT 1995	2	4	8	2:27.49
11	628	MATTSON Jestena	USA	17 MAR 1997	2	2	9	2:28.00
12	280	MANJU RUKMINI Dhanusha	IND	07 SEP 1999	1	3	3	2:32.07
13	162	ENNUSTE Marite	EST	06 APR 1999	1	4i	4	2:33.96
14	562	CHEN Cai-Juan	TPE	29 JAN 2001	1	8	5	2:35.65
15	367	ANOUSHKA	MAD	20 MAR 1997	1	6i	6	2:37.93
16	13	CORRA Martina	ARG	11 JUL 1994	1	6e	7	2:38.98
17	273	DABAS Rimpay	IND	14 JAN 1996	1	4e	8	2:39.25
18	508	POTOCAR Tjasa	SLO	13 SEP 1997	1	1	9	2:43.47

NOT RANKED

77	DEVEAU Bridget	CAN	06 MAY 1996	1	2	DQ	163.3.a
----	----------------	-----	-------------	---	---	----	---------

Legend

DQ = Disqualified
DNF = Did Not Finish
R.T. = Reaction

DNS = Did Not Start
Fn = False Start

Napoli (ITA) July 8-13 2019

ATW7070900_74A 1.0

Data Processing and Timing by Microplus - www.microplustiming.com

Report Created 12 JUL 2019 at 21:30

1



RANK	BIB	SURNAME & NAME	CTRY YOB								BEHIND
				100mH	HJ	SP	200m	LJ	JT	800m	
10	304	FERRERO Eleonora University of Genoa	ITA 1994	14.48 (-0.4) 912(10)	1.71 867(3) 1779(6)	11.14 604(12) 2383(9)	26.11 (+0.4) 788(12) 3171(11)	5.86 (+0.3) 807(4) 3978(8)	38.29 635(9) 4613(9)	2:25.70 748(8) 5361(10)	5361 848
11	562	CHEN Cai-Juan University of Taipei	TPE 2001	14.63 (+1.1) 891(12)	1.68 830(4) 1721(10)	12.23 676(8) 2397(8)	26.38 (+0.4) 764(14) 3161(12)	5.64 (+0.2) 741(7) 3902(10)	34.98 571(12) 4473(11)	2:35.65 624(14) 5097(11)	5097 1112
12	91	SIEBEN Skylar The University of Arizona	CAN 1994	15.17 (+1.2) 819(16)	1.59 724(13) 1543(14)	10.57 567(15) 2110(14)	25.23 (+0.4) 866(9) 2976(13)	5.43 (+1.1) 680(9) 3656(12)	34.27 558(13) 4214(12)	2:20.04 823(5) 5037(12)	5037 1172
13	162	ENNUSTE Marite Estonian Aviation Academy	EST 1999	15.97 (+1.1) 718(19)	1.68 830(4) 1548(13)	11.40 621(10) 2169(13)	28.23 (+0.1) 613(21) 2782(16)	5.11 (+0.7) 589(14) 3371(14)	33.66 546(15) 3917(14)	2:33.96 644(13) 4561(13)	4561 1648
14	280	MANJU RUKMINI Dhanusha University of Mysore	IND 1999	15.33 (+1.1) 799(17)	1.44 555(20) 1354(19)	8.00 399(20) 1753(19)	26.44 (+0.1) 759(15) 2512(18)	4.88 (-1.0) 527(17) 3039(17)	28.04 440(16) 3479(15)	2:32.07 667(12) 4146(14)	4146 2063
15	13	CORRA Martina National Technical U.	ARG 1994	14.80 (+1.1) 868(13)	1.50 621(15) 1489(16)	10.52 564(17) 2053(16)	26.20 (+0.1) 780(13) 2833(15)	NM 0 2833(21)	38.73 643(8) 3476(16)	2:38.98 585(16) 4061(15)	4061 2148
16	77	DEVEAU Bridget U. of Massachusetts Amher	CAN 1996	14.99 (+1.2) 843(15)	1.47 588(17) 1431(17)	10.57 567(15) 1998(17)	26.92 (+0.1) 718(18) 2716(17)	5.36 (-0.2) 660(11) 3376(13)	38.80 644(7) 4020(13)	DQ 0 4020(16)	4020 2189
17	273	DABAS Rimpj Kurukshetra University	IND 1996	15.48 (+1.1) 779(18)	1.50 621(15) 1400(18)	8.51 432(19) 1832(18)	27.57 (+0.1) 665(20) 2497(19)	5.00 (+0.8) 559(15) 3056(16)	24.57 374(17) 3430(17)	2:39.25 581(17) 4011(17)	4011 2198
18	508	POTOCAR Tjasa University of Ljubljana	SLO 1997	16.42 (+1.1) 664(21)	1.44 555(20) 1219(21)	9.55 500(18) 1719(20)	26.94 (+0.1) 717(19) 2436(20)	4.76 (+0.3) 495(18) 2931(18)	22.37 333(18) 3264(18)	2:43.47 534(18) 3798(18)	3798 2411
19	367	ANOUCHKA U. of Antananarivo	MAD 1997	16.21 (+1.1) 689(20)	1.47 588(17) 1277(20)	7.12 343(21) 1620(21)	26.67 (+0.1) 740(17) 2360(21)	4.91 (-0.3) 535(16) 2895(19)	17.64 245(19) 3140(20)	2:37.93 597(15) 3737(19)	3737 2472

NOT RANKED

202	MARIE-HARDY Diane INSA LYON - National In.	FRA 1996	14.23 (-0.4) 946(6)	1.59 724(13) 1670(12)	12.48 693(6) 2363(12)	25.13 (+1.0) 875(8) 3238(10)	NM 0 3238(15)	DNS 0 3238(19)			DNF
215	TURNER Lucy Gwen Northumbria University	GBR 1997	14.44 (+1.2) 917(8)	1.47 588(17) 1505(15)	10.83 584(14) 2089(15)	26.54 (+0.4) 751(16) 2840(14)	DNS 0 2840(20)				DNF

As of 12/07/2019 at 21:25

Legend

DQ = Disqualified
DNF = Did Not Finish

DNS = Did Not Start
NM = No Result

Napoli (ITA) July 8-13 2019

ATW7000901_73 1.0

Data Processing and Timing by Microplus - www.microplustiming.com

Report Created 12 JUL 2019 at 21:30

2



MEDALS TABLE



RANK	CODE	CTRY	GOLD			SILVER			BRONZE			TOTAL		
			M	W	TOT	M	W	TOT	M	W	TOT	M	W	TOT
1	JPN	JAPAN	6	2	8	3	3	6	3	2	5	12	7	19
2	UKR	UKRAINE		5	5	1	2	3				1	7	8
3	AUS	AUSTRALIA	1	3	4	1	3	4	1	1	2	3	7	10
4	BRA	BRAZIL	4		4	1		1	2		2	7		7
5	ITA	ITALY		4	4								4	4
6	POL	POLAND	2	1	3		1	1	2	2	4	4	4	8
7	MEX	MEXICO	2	1	3		1	1	1		1	3	2	5
8	SUI	SWITZERLAND	1	1	2		1	1		1	1	1	3	4
9	RSA	SOUTH AFRICA	1		1	5	1	6	3	1	4	9	2	11
10	GER	GERMANY		1	1	1	3	4	1	3	4	2	7	9
11	CHN	CHINA		1	1	1	1	2	1	1	2	2	3	5
12	TUR	TURKEY	1		1	2		2		1	1	3	1	4
13	LTU	LITHUANIA		1	1	1		1	1	1	2	2	2	4
14	FIN	FINLAND		1	1		1	1	1		1	1	2	3
	CAN	CANADA		1	1		1	1		1	1		3	3
16	MAR	MOROCCO	1		1	1		1				2		2
17	NZL	NEW ZEALAND	1		1					1	1	1	1	2
	GBR	GREAT BRITAIN & N.I.		1	1				1		1	1	1	2
19	AZE	AZERBAIJAN	1		1							1		1
	PHI	PHILIPPINES	1		1							1		1
	MDA	MOLDOVA	1		1							1		1
	BUL	BULGARIA	1		1							1		1
	BLR	BELARUS		1	1								1	1
	IND	INDIA		1	1								1	1
	ALG	ALGERIA	1		1							1		1
26	FRA	FRANCE				3		3		2	2	3	2	5
27	USA	UNITED STATES OF AMERICA				1	1	2		1	1	1	2	3
28	POR	PORTUGAL					2	2					2	2
29	CZE	CZECH REPUBLIC				1		1	1	1	2	2	1	3
30	KOR	SOUTH KOREA				1		1	1		1	2		2
	UGA	UGANDA					1	1		1	1		2	2
	ROU	ROMANIA				1		1		1	1	1	1	2
33	TTO	TRINIDAD AND TOBAGO					1	1					1	1
	KAZ	KAZAKHSTAN				1		1				1		1
	BUR	BURKINA FASO					1	1					1	1
	ARG	ARGENTINA					1	1					1	1
37	BEL	BELGIUM							2		2	2		2
38	ETH	ETHIOPIA								1	1		1	1
	DEN	DENMARK							1		1	1		1
	NED	NETHERLANDS								1	1		1	1
	NOR	NORWAY								1	1		1	1
	SLO	SLOVENIA								1	1		1	1
	THA	THAILAND							1		1	1		1
	IRL	IRELAND							1		1	1		1
		TOTAL	25	25	50	25	25	50	24	25	49	74	75	149