

EVROPSKO PRVENSTVO V DVORANI

Apeldoorn (NED), 6.-9. marec 2025

Results

60m Men - Round 1 Heat 3/5

START TIME

12:16

8 MAR 2025

Qualified: First 4 in each heat (Q) and 4 best performers (q) advance to the Semifinals

EUROPEAN RECORD	6.41	JACOBS Lamont Marcell	ITA	Beograd (SRB)	19 MAR 2022
CHAMPIONSHIP RECORD	6.42	CHAMBERS Dwain	GBR	Torino (ITA)	7 MAR 2009

TIMING, RESULTS SERVICE & DISTANCE MEASUREMENT BY  **SWISS TIMING**

Rank	Bib	Name	Ctry	Date of Birth	Lane	Reaction time	Result
1	194	LAGUI Allan	FRA	21 SEP 1999	1	0.143	6.59 Q
2	239	KRANZ Kevin	GER	20 JUN 1998	4	0.139	6.60 Q
3	375	CURIN PRAPOTNIK Anej	SLO	23 MAY 2003	3	0.131	6.61 Q PB
4	389	REAIS William	SUI	4 MAY 1999	2	0.139	6.66 Q
5	181	VUORI Eino	FIN	21 JUN 2002	8	0.130	6.70
6	394	VOLKO Ján	SVK	2 NOV 1996	7	0.144	6.72
7	322	EKPO Nsikak	NED	14 APR 2003	6	0.128	6.78
8	259	MYRIANTHOPOULOS Vasileios	GRE	9 AUG 2001	5	0.128	6.79

Possible Replacement: 1st - VUORI Eino (FIN)

Legend
PB Personal Best

Q Qualified by place

Website: www.european-athletics.com

Page 1 of 1

OFFICIAL PARTNERS

Report created SAT 8 MAR 2025 12:37

BROADCAST PARTNER



Results Summary
60m Men - Round 1
8 MAR 2025
Qualified: First 4 in each heat (Q) and 4 best performers (q) advance to the Semifinals

EUROPEAN RECORD	6.41	JACOBS Lamont Marcell	ITA	Beograd (SRB)	19 MAR 2022
CHAMPIONSHIP RECORD	6.42	CHAMBERS Dwain	GBR	Torino (ITA)	7 MAR 2009

 TIMING, RESULTS SERVICE & DISTANCE MEASUREMENT BY  **SWISS TIMING**

Rank	Bib	Name	Ctry	Heat	Lane	Pos	Result
1	208	AZU Jeremiah	GBR	4	6	1	6.58 (.578) Q
2	267	ILLOVSZKY Dominik	HUN	4	5	2	6.58 (.579) Q PB
3	194	LAGUI Allan	FRA	3	1	1	6.59 (.584) Q
4	399	LARSSON Henrik	SWE	2	2	1	6.59 (.586) Q
5	228	ROBERTSON Andrew	GBR	1	7	1	6.60 (.594) Q SB
6	239	KRANZ Kevin	GER	3	4	2	6.60 (.597) Q
7	367	NASCIMENTO Carlos	POR	2	5	2	6.61 (.602) Q PB
8	169	NAZAROV Karl Erik	EST	5	1	1	6.61 (.606) Q SB
9	375	CURIN PRAPOTNIK Anej	SLO	3	3	3	6.61 (.610) Q PB
10	319	BURNET Taymir	NED	1	1	2	6.62 Q =PB
11	237	GANTER Robin	GER	1	5	3	6.63 (.625) Q
12	313	AFRIFA Elvis	NED	2	8	3	6.63 (.627) Q
13	226	OTUGADE John	GBR	2	6	4	6.63 (.628) Q
14	147	HANSEN Simon	DEN	1	3	4	6.63 (.629) Q SB
15	357	WDOWIK Oliwer	POL	1	4	5	6.64 q SB
16	283	AWUAH BAFFOUR Stephen	ITA	2	1	5	6.65 q PB
17	126	KARAMANOLOV Nikola	BUL	4	7	3	6.66 (.652) Q
18	151	CRESPI Guillem	ESP	1	8	6	6.66 (.653) q
19	389	REAIS William	SUI	3	2	4	6.66 (.656) Q
20	271	AKINOLA Toluwabori	IRL	5	2	2	6.66 (.660) Q
21	251	WOLF Yannick	GER	4	8	4	6.67 (.662) Q
22	161	JORDAN Abel	ESP	5	3	3	6.67 (.663) Q
23	286	CECCARELLI Samuele	ITA	5	8	4	6.67 (.670) Q
24	309	DAMBRAUSKAS Adas	LTU	2	3	6	6.69 q
25	181	VUORI Eino	FIN	3	8	5	6.70
26	124	ILIEV Hristo	BUL	5	6	5	6.71
27	394	VOLKO Ján	SVK	3	7	6	6.72 (.717)
27	405	ZIRIGNON Jean-Christian	SWE	4	4	5	6.72 (.717)
29	381	KIJANOVIC Aleksa	SRB	2	4	7	6.74 (.733)
30	408	ÖZKAN Ertan	TUR	5	4	6	6.74 (.734)
31	260	PANAGIOTOPOULOS Nikolaos	GRE	5	7	7	6.74 (.740) PB
32	177	ÖRN Santeri	FIN	1	6	7	6.75
33	407	AY Mustafa Kemal	TUR	4	2	6	6.77 (.761)

Results Summary

60m Men - Round 1

8 MAR 2025

Rank	Bib	Name	Ctry	Heat	Lane	Pos	Result
34	254	GKARAGKANIS Sotirios	GRE	4	1	7	6.77 (.766)
35	370	SANTOS Delvis	POR	5	5	8	6.77 (.770)
36	322	EKPO Nsikak	NED	3	6	7	6.78
37	259	MYRIANTHOPOULOS Vasileios	GRE	3	5	8	6.79
38	378	SANSOVINI Francesco	SMR	1	2	8	6.83 (.823)
39	311	GRILLO Beppe	MLT	4	3	8	6.83 (.830) PB
40	253	PENALVER Sean	GIB	2	7	8	7.38 PB

Possible Replacement: 1st - VUORI Eino (FIN) , 2nd - ILIEV Hristo (BUL)

Legend

=PB Equal Personal Best
SB Season Best

PB Personal Best

Q Qualified by place

q Qualified by time

Results

60m Men - Semifinal 1/3

START TIME

19:10

8 MAR 2025

Qualified: First 2 in each heat (Q) and 2 best performers (q) advance to the Final

EUROPEAN RECORD	6.41	JACOBS Lamont Marcell	ITA	Beograd (SRB)	19 MAR 2022
CHAMPIONSHIP RECORD	6.42	CHAMBERS Dwain	GBR	Torino (ITA)	7 MAR 2009

TIMING, RESULTS SERVICE & DISTANCE MEASUREMENT BY  **SWISS TIMING**

Rank	Bib	Name	Ctry	Date of Birth	Lane	Reaction time	Result	
1	208	AZU Jeremiah	GBR	15 MAY 2001	5	0.136	6.52	Q EL PB
2	313	AFRIFA Elvis	NED	30 NOV 1997	2	0.157	6.57	Q PB
3	239	KRANZ Kevin	GER	20 JUN 1998	6	0.143	6.58	q
4	309	DAMBRAUSKAS Adas	LTU	1 JUN 2005	8	0.145	6.62 (.614)	=NR
5	357	WDOWIK Oliwer	POL	3 JAN 2002	1	0.136	6.62 (.618)	SB
6	375	CURIN PRAPOTNIK Anej	SLO	23 MAY 2003	3	0.145	6.65 (.643)	
7	267	ILLOVSZKY Dominik	HUN	4 JAN 2002	4	0.139	6.65 (.645)	
8	389	REAIS William	SUI	4 MAY 1999	7	0.152	6.70	

Possible Replacement: 1st - DAMBRAUSKAS Adas (LTU), 2nd - WDOWIK Oliwer (POL)

Legend
=NR Equal National Record
Q Qualified by place
EL European Lead
q Qualified by time
PB Personal Best
SB Season Best

Results Summary

60m Men - Semifinals

8 MAR 2025

Qualified: First 2 in each heat (Q) and 2 best performers (q) advance to the Final

EUROPEAN RECORD	6.41	JACOBS Lamont Marcell	ITA	Beograd (SRB)	19 MAR 2022
CHAMPIONSHIP RECORD	6.42	CHAMBERS Dwain	GBR	Torino (ITA)	7 MAR 2009

TIMING, RESULTS SERVICE & DISTANCE MEASUREMENT BY  **SWISS TIMING**

Rank	Bib	Name	Ctry	Heat	Lane	Pos	Result		
1	208	AZU Jeremiah	GBR	1	5	1	6.52	Q	EL PB
2	313	AFRIFA Elvis	NED	1	2	2	6.57	(.567) Q	PB
3	228	ROBERTSON Andrew	GBR	2	6	1	6.57	(.568) Q	SB
4	399	LARSSON Henrik	SWE	2	5	2	6.58	(.571) Q	
5	239	KRANZ Kevin	GER	1	6	3	6.58	(.574) q	
6	151	CRESPI Guillem	ESP	3	1	1	6.58	(.577) Q	PB
7	319	BURNET Taymir	NED	2	4	3	6.61	(.608) q	PB
7	367	NASCIMENTO Carlos	POR	3	6	2	6.61	(.608) Q	=PB
9	309	DAMBRAUSKAS Adas	LTU	1	8	4	6.62	(.614)	=NR
10	357	WDOWIK Oliwer	POL	1	1	5	6.62	(.618)	SB
11	271	AKINOLA Toluwabori	IRL	2	3	4	6.63		
12	251	WOLF Yannick	GER	2	1	5	6.64		
13	375	CURIN PRAPOTNIK Anej	SLO	1	3	6	6.65	(.643)	
14	267	ILLOVSZKY Dominik	HUN	1	4	7	6.65	(.645)	
15	237	GANTER Robin	GER	3	4	=3	6.65	(.647)	
15	169	NAZAROV Karl Erik	EST	3	3	=3	6.65	(.647)	
17	147	HANSEN Simon	DEN	2	2	6	6.66		
18	283	AWUAH BAFFOUR Stephen	ITA	2	8	7	6.67	(.661)	
19	226	OTUGADE John	GBR	3	2	5	6.67	(.662)	
20	286	CECCARELLI Samuele	ITA	3	8	6	6.68	(.671)	
21	161	JORDAN Abel	ESP	2	7	8	6.68	(.677)	
22	389	REAIS William	SUI	1	7	8	6.70		
23	194	LAGUI Allan	FRA	3	5	7	6.72		
24	126	KARAMANOLOV Nikola	BUL	3	7	8	6.82		

Possible Replacement: 1st - DAMBRAUSKAS Adas (LTU), 2nd - WDOWIK Oliwer (POL)

Legend
 =NR Equal National Record =PB Equal Personal Best EL European Lead PB Personal Best
 Q Qualified by place q Qualified by time SB Season Best

Results

400m Men - Round 1 Heat 3/5

START TIME



13:01

7 MAR 2025

Qualified: First 2 in each heat (Q) and 2 best performers (q) advance to the Semifinals

EUROPEAN RECORD	45.05	SCHÖNLEBE Thomas	GDR	Sindelfingen (GER)	5 FEB 1988
EUROPEAN RECORD	45.05	WARHOLM Karsten	NOR	Glasgow (GBR)	2 MAR 2019
CHAMPIONSHIP RECORD	45.05	WARHOLM Karsten	NOR	Glasgow (GBR)	2 MAR 2019

TIMING, RESULTS SERVICE & DISTANCE MEASUREMENT BY  **SWISS TIMING**

Rank	Bib	Name	Ctry	Date of Birth	Lane	Reaction time	Result
1	361	COELHO João	POR	4 APR 1999	3	0.178 L	46.01 Q 
2	343	INGVALDSEN Håvard Bentsdal	NOR	21 SEP 2002	4	0.178	46.16 Q 
3	329	OMALLA Eugene	NED	5 OCT 2000	5	0.154	46.62
4	303	SITO Luca	ITA	12 MAY 2003	6	0.161	46.67
5	225	OKORO Efekemo	GBR	21 FEB 1992	1	0.162	47.05
6	377	FERLAN Rok	SLO	26 JUL 1997	2	0.193 L	47.33

Intermediate times: 200m 21.38 343 INGVALDSEN Håvard Bentsdal (NOR)

Note:
TR17.3.4 - First infringement of the inside border

Legend
L Lane Infringement Q Qualified by place SB Season Best

Results

400m Men - Round 1

7 MAR 2025

Qualified: First 2 in each heat (Q) and 2 best performers (q) advance to the Semifinals

EUROPEAN RECORD	45.05	SCHÖNLEBE Thomas	GDR	Sindelfingen (GER)	5 FEB 1988
EUROPEAN RECORD	45.05	WARHOLM Karsten	NOR	Glasgow (GBR)	2 MAR 2019
CHAMPIONSHIP RECORD	45.05	WARHOLM Karsten	NOR	Glasgow (GBR)	2 MAR 2019

TIMING, RESULTS SERVICE & DISTANCE MEASUREMENT BY  SWISS TIMING

Heat 1 Start Time: 12:45

Rank	Bib	Name	Ctry	Date of Birth	Lane	Reaction time	Result
1	354	SZWED Maksymilian	POL	6 AUG 2004	5	0.173	45.69 Q PB
2	154	FERNANDEZ Markel	ESP	6 FEB 2003	4	0.146	46.19 Q PB
3	325	KLEIN IKKINK Isaya	NED	13 MAY 2003	6	0.191	46.20 q
4	388	PETRUCCIANI Ricky	SUI	30 JUN 2000	3	0.141	46.79
5	362	ELKHATIB Omar	POR	19 OCT 2001	1	0.149	47.17
6	100	BURRAJ Franko	ALB	19 AUG 1998	2	0.177	49.70

Intermediate times:: 200m 21.24 354 SZWED Maksymilian (POL)

Heat 2 Start Time: 12:53

Rank	Bib	Name	Ctry	Date of Birth	Lane	Reaction time	Result
1	205	SOUDRIL Jimmy	FRA	29 APR 1998	6	0.168	46.19 Q
2	330	PHIJFFERS Jonas	NED	20 JUN 2003	5	0.192	46.49 Q
3	219	HAYDOCK-WILSON Alex	GBR	28 JUL 1999	3	0.135	46.83
4	371	TAVARES Ericsson	POR	29 JAN 2001	2	0.150	46.88
5	392	BUJNA Šimon	SVK	27 DEC 1995	1	0.143	47.13
6	160	HUSILLOS Óscar	ESP	18 JUL 1993	4	0.137	47.95

Intermediate times:: 200m 21.43 219 HAYDOCK-WILSON Alex (GBR)

Heat 3 Start Time: 13:01

Rank	Bib	Name	Ctry	Date of Birth	Lane	Reaction time	Result
1	361	COELHO João	POR	4 APR 1999	3	0.178 L	46.01 Q SB
2	343	INGVALDSEN Håvard Bentsdal	NOR	21 SEP 2002	4	0.178	46.16 Q SB
3	329	OMALLA Eugene	NED	5 OCT 2000	5	0.154	46.62
4	303	SITO Luca	ITA	12 MAY 2003	6	0.161	46.67
5	225	OKORO Efekemo	GBR	21 FEB 1992	1	0.162	47.05
6	377	FERLAN Rok	SLO	26 JUL 1997	2	0.193 L	47.33

Intermediate times:: 200m 21.38 343 INGVALDSEN Håvard Bentsdal (NOR)

Results
400m Men - Round 1
7 MAR 2025
Heat 4 Start Time: 13:09

Rank	Bib	Name	Ctry	Date of Birth	Lane	Reaction time	Result	
1	149	CAÑAL Iñaki	ESP	30 SEP 1997	5	0.145	46.10	Q
2	265	ENYINGI Patrik Simon	HUN	24 JAN 2001	6	0.158	46.24	Q
3	118	SACOR Jonathan	BEL	1 SEP 1999	3	0.117	46.30	q PB
4	182	ANDANT Téo	FRA	21 JUL 1999	4	0.155	46.32	
5	390	SPITZ Lionel	SUI	12 JAN 2001	2	0.133	46.67	SB

Intermediate times:: 200m 21.48 118 SACOR Jonathan (BEL)

Heat 5 Start Time: 13:17

Rank	Bib	Name	Ctry	Date of Birth	Lane	Reaction time	Result	
1	269	MOLNÁR Attila	HUN	17 JAN 2002	5	0.151 L	45.86	Q
2	119	SEGRS Daniel	BEL	1 FEB 2001	3	0.148	46.11	q PB
3	417	POHORILKO Oleksandr	UKR	16 APR 2000	4	0.165	46.32	NR
4	206	SPILLMANN Yann	FRA	15 JUL 2002	6	0.141 L	46.64	
5	382	KIJANOVIC Boško	SRB	21 JUN 2000	2	0.161	46.78	

Intermediate times:: 200m 21.47 269 MOLNÁR Attila (HUN)

Possible Replacement: 1st - POHORILKO Oleksandr (UKR), 2nd - ANDANT Téo (FRA)

Note:
 TR17.3.4 - First infringement of the inside border

Legend
 L Lane Infringement NR National Record PB Personal Best Q Qualified by place
 q Qualified by time SB Season Best

Results

60m Hurdles Men - Round 1 Heat 3/4

START TIME





21:34

6 MAR 2025

Qualified: First 3 in each heat (Q) and 4 best performers (q) advance to the Semifinals

EUROPEAN RECORD	7.30	JACKSON Colin	GBR	Sindelfingen (GER)	6 MAR 1994
CHAMPIONSHIP RECORD	7.39	JACKSON Colin	GBR	Paris (FRA)	12 MAR 1994

TIMING, RESULTS SERVICE & DISTANCE MEASUREMENT BY  **SWISS TIMING**

Rank	Bib	Name	Ctry	Date of Birth	Lane	Reaction time	Result
1	193	KWAOU-MATHEY Just	FRA	4 DEC 1999	8	0.146	7.47 Q 
2	386	JOSEPH Jason	SUI	11 OCT 1998	3	0.136	7.56 Q
3	324	GEERDS Job	NED	12 JUL 2002	5	0.148	7.60 Q 
4	161	JORDAN Abel	ESP	18 SEP 2003	1	0.140	7.65 q
5	117	OBASUYI Michael	BEL	12 AUG 1999	4	0.152	7.68 q
6	376	DEMŠAR Filip Jakob	SLO	3 APR 2000	6	0.147	7.74 
7	262	ROUMTSIOS Christos-Panagiotis	GRE	16 MAY 2003	7	0.157	7.83 
8	266	ESZES Dániel	HUN	1 JUL 1999	2	0.185	8.16

Legend

PB Personal Best
SB Season Best

Q Qualified by place

q Qualified by time

Results Summary

60m Hurdles Men - Round 1

6 MAR 2025

REVISED 1
 8 MAR 16:38

Qualified: First 3 in each heat (Q) and 4 best performers (q) advance to the Semifinals

EUROPEAN RECORD	7.30	JACKSON Colin	GBR	Sindelfingen (GER)	6 MAR 1994
CHAMPIONSHIP RECORD	7.39	JACKSON Colin	GBR	Paris (FRA)	12 MAR 1994

 TIMING, RESULTS SERVICE & DISTANCE MEASUREMENT BY  **SWISS TIMING**

Rank	Bib	Name	Ctry	Heat	Lane	Pos	Result		
1	186	BELOCIAN Wilhem	FRA	2	8	1	7.46	Q	-SB
2	193	KWAOU-MATHEY Just	FRA	3	8	1	7.47	Q	SB
3	107	BACARI Elie	BEL	2	5	2	7.51	(.504) Q	=EU23R =NR
4	355	SZYMANSKI Jakub	POL	4	6	1	7.51	(.510) Q	
5	163	LLOPIS Enrique	ESP	1	2	1	7.53	Q	
6	386	JOSEPH Jason	SUI	3	3	2	7.56	Q	
7	324	GEERDS Job	NED	3	5	3	7.60	Q	SB
8	348	KILJAN Krzysztof	POL	2	1	3	7.64	Q	
9	161	JORDAN Abel	ESP	3	1	4	7.65	q	
10	301	SIMONELLI Lorenzo Ndele	ITA	2	6	4	7.66	q	SB
11	203	PEDRE Theo	FRA	1	3	2	7.68	(.676) Q	
12	117	OBASUYI Michael	BEL	3	4	5	7.68	(.679) q	
13	164	MARTÍNEZ Asier	ESP	4	3	2	7.69	(.683) Q	
14	243	MINOUE Gregory	GER	1	8	3	7.69	(.684) Q	
15	176	LAKKA Elmo	FIN	2	2	5	7.69	(.689) q	
16	347	CZYKIER Damian	POL	1	1	4	7.70		
17	372	ANTON Alin Ionut	ROU	2	7	6	7.72		SB
18	411	SEVLER Mikdat	TUR	4	4	3	7.74	(.733) Q	
19	376	DEMŠAR Filip Jakob	SLO	3	6	6	7.74	(.735)	SB
20	293	GIACALONE Nicolo'	ITA	4	2	4	7.75		PB
21	326	KOSTER Timme	NED	4	1	5	7.78		PB
22	364	LARRINAGA Abdel Kader	POR	1	4	5	7.79		
23	244	MORDI Manuel	GER	4	7	6	7.80	(.793)	
24	291	FOFANA Hassane	ITA	1	6	6	7.80	(.797)	SB
25	262	ROUMTSIOS Christos-Panagiotis	GRE	3	7	7	7.83		PB
26	336	van HELLEMONDT Joas	NED	1	7	7	7.85	(.849)	
27	175	KUUSINIEMI Santeri	FIN	4	5	7	7.85	(.850)	
28	385	JAQUET Mathieu	SUI	1	5	8	7.86		
29	270	SZELES Bálint	HUN	2	4	7	7.93		
30	217	GORIOLA Daniel	GBR	2	3	8	7.96		
31	266	ESZES Dániel	HUN	3	2	8	8.16		
	103	DISSL Enzo	AUT	4	8		DNF		

Possible Replacement: 1st - CZYKIER Damian (POL), 2nd - ANTON Alin Ionut (ROU)

Results

60m Women - Round 1 Heat 1/5

START TIME

12:00

9 MAR 2025

Qualified: First 4 in each heat (Q) and 4 best performers (q) advance to the Semifinals

EUROPEAN RECORD	6.92	PRIVALOVA Irina	RUS	Madrid (ESP)	11 FEB 1993
EUROPEAN RECORD	6.92	PRIVALOVA Irina	RUS	Madrid (ESP)	9 FEB 1995
CHAMPIONSHIP RECORD	7.00	COOMAN Nelli	NED	Madrid (ESP)	23 FEB 1986
CHAMPIONSHIP RECORD	7.00	KAMBUNDJI Mujinga	SUI	Istanbul (TUR)	3 MAR 2023

TIMING, RESULTS SERVICE & DISTANCE MEASUREMENT BY  **SWISS TIMING**

Rank	Bib	Name	Ctry	Date of Birth	Lane	Reaction time	Result	
1	696	van der WEKEN Patrizia	LUX	12 NOV 1999	2	0.114	7.11	Q
2	617	WILLIAMS Bianca	GBR	18 DEC 1993	7	0.149	7.20	(.197) Q
3	622	JUNK Sophia	GER	1 MAR 1999	4	0.141	7.20	(.199) Q PB
4	701	BISSCHOPS Minke	NED	2 SEP 2002	1	0.133	7.24	Q
5	777	van CAMP Emma	SUI	11 OCT 2004	3	0.139	7.25	q
6	762	MIHALINEC ZIDAR Maja	SLO	17 DEC 1989	8	0.135	7.27	SB
7	645	TSOUKALA Dimitra	GRE	7 SEP 1999	6	0.144	7.39	
8	766	TIRNANIC Milana	SRB	1 SEP 1994	5	0.129	7.41	

Possible Replacement: 1st - MIHALINEC ZIDAR Maja (SLO)

Legend
PB Personal Best
SB Season Best
Q Qualified by place
q Qualified by time

Results Summary
60m Women - Round 1
9 MAR 2025
Qualified: First 4 in each heat (Q) and 4 best performers (q) advance to the Semifinals

EUROPEAN RECORD	6.92	PRIVALOVA Irina	RUS	Madrid (ESP)	11 FEB 1993
EUROPEAN RECORD	6.92	PRIVALOVA Irina	RUS	Madrid (ESP)	9 FEB 1995
CHAMPIONSHIP RECORD	7.00	COOMAN Nelli	NED	Madrid (ESP)	23 FEB 1986
CHAMPIONSHIP RECORD	7.00	KAMBUNDJI Mujinga	SUI	Istanbul (TUR)	3 MAR 2023

 TIMING, RESULTS SERVICE & DISTANCE MEASUREMENT BY  **SWISS TIMING**

Rank	Bib	Name	Ctry	Heat	Lane	Pos	Result	
1	675	DOSSO Zaynab	ITA	4	3	1	7.06	Q
2	696	van der WEKEN Patrizia	LUX	1	2	1	7.11	Q
3	746	SWOBODA Ewa	POL	5	8	1	7.14	(.135) Q
4	523	MANASOVÁ Karolína	CZE	4	2	2	7.14	(.137) Q EU23R NR
5	652	TAKÁCS Boglárka	HUN	3	7	1	7.15	(.142) Q NR
6	591	ZAHl Carolle	FRA	4	4	3	7.15	(.147) Q SB
7	509	ROSIUS Rani	BEL	5	5	2	7.16	Q SB
8	600	HUNT Amy	GBR	4	6	4	7.17	(.162) Q PB
9	550	PÉREZ Maria Isabel	ESP	3	1	2	7.17	(.165) Q
10	639	EMMANOULIDOU Polyniki	GRE	4	5	5	7.18	q PB
11	773	KAMBUNDJI Mujinga	SUI	2	8	1	7.19	(.185) Q
12	768	FREY Géraldine	SUI	5	4	3	7.19	(.189) Q
13	597	EZE Joy	GBR	3	4	3	7.20	(.192) Q
14	617	WILLIAMS Bianca	GBR	1	7	2	7.20	(.197) Q
15	622	JUNK Sophia	GER	1	4	3	7.20	(.199) Q PB
16	750	BAZOLO Lorène Dorcas	POR	2	5	2	7.22	Q
17	628	MAYER Lisa	GER	2	2	3	7.24	(.233) Q
18	701	BISSCHOPS Minke	NED	1	1	4	7.24	(.236) Q
19	677	HOOPER Gloria	ITA	2	7	4	7.25	(.243) Q PB
20	777	van CAMP Emma	SUI	1	3	5	7.25	(.244) q
21	536	BESTUÉ Jaël	ESP	5	6	4	7.25	(.250) Q
22	756	MIHALACHE Maria	ROU	4	1	6	7.26	q PB
23	785	HENRIKSSON Julia	SWE	5	7	5	7.27	(.266) q SB
24	782	FORSTER Viktória	SVK	3	5	4	7.27	(.270) Q SB
24	762	MIHALINEC ZIDAR Maja	SLO	1	8	6	7.27	(.270) SB
26	506	NKANSA Delphine	BEL	2	1	5	7.28	
27	555	KIVIKAS Ann Marii	EST	4	7	7	7.29	PB
28	741	PIOTROWSKA Aleksandra	POL	2	6	6	7.30	-SB
29	673	de MASI Arianna	ITA	5	2	6	7.31	(.304)
30	620	BURGHARDT Alexandra	GER	3	6	5	7.31	(.308)
31	716	van den BERG Isabel	NED	2	4	7	7.32	
32	502	LINDNER Magdalena	AUT	5	1	7	7.33	(.326) SB

Results Summary

60m Women - Round 1

9 MAR 2025

Rank	Bib	Name	Ctry	Heat	Lane	Pos	Result	
33	718	van HUNENSTIJN Marije	NED	3	2	6	7.33 (.327)	SB
34	519	FOTOPOULOU Olivia	CYP	3	3	7	7.36	
35	645	TSOUKALA Dimitra	GRE	1	6	7	7.39	
36	644	SPANOUDAKI-CHATZIRIGA Rafailia	GRE	5	3	8	7.41 (.405)	
37	766	TIRNANIC Milana	SRB	1	5	8	7.41 (.408)	
38	797	HONCHARENKO Diana	UKR	3	8	8	7.48	
39	698	PARNIS COLEIRO Thea	MLT	4	8	8	7.61	PB
40	618	KHARCHILAVA Lika	GEO	2	3	8	7.76	PB

Possible Replacement: 1st - MIHALINEC ZIDAR Maja (SLO), 2nd - NKANSA Delphine (BEL)

Note:

Yellow Card - Athlete MIHALACHE Maria - TR7.1 [TR16.5.3] - Improper conduct, disturbing the start.

Legend

=SB Equal Season Best
Q Qualified by place

EU23R European U23 Record
q Qualified by time

NR National Record
SB Season Best

PB Personal Best
YC Yellow Card

Results

800m Women - Round 1 Heat 2/5

START TIME

10:23

7 MAR 2025

Qualified: First 2 in each heat (Q) and 2 best performers (q) advance to the Semifinals

EUROPEAN RECORD	1:55.82	CEPLAK Jolanda	SLO	Wien (AUT)	3 MAR 2002
CHAMPIONSHIP RECORD	1:55.82	CEPLAK Jolanda	SLO	Wien (AUT)	3 MAR 2002

TIMING, RESULTS SERVICE & DISTANCE MEASUREMENT BY  **SWISS TIMING**

Rank	Bib	Name	Ctry	Date of Birth	Lane	Result
1	761	HORVAT Anita	SLO	7 SEP 1996	6	2:08.71 Q
2	770	HOFFMANN Lore	SUI	25 JUL 1996	5	2:08.75 Q
3	613	VANS AGNEW Grace	GBR	30 DEC 2000	2 L	2:08.87
4	501	BREDLINGER Caroline	AUT	4 APR 2001	3	2:08.90
5	733	FORMELLA Aleksandra	POL	27 OCT 2001	4	2:09.60
6	649	KÉRI Bianka	HUN	19 APR 1994	1	2:09.71

Intermediate times:

200m	30.34	733	FORMELLA Aleksandra (POL)
400m	1:05.47	761	HORVAT Anita (SLO)
600m	1:38.92	761	HORVAT Anita (SLO)

Note:
TR17.3.4 - First infringement of the inside border

Legend
L Lane Infringement Q Qualified by place

Results Summary
800m Women - Round 1
7 MAR 2025
Qualified: First 2 in each heat (Q) and 2 best performers (q) advance to the Semifinals

EUROPEAN RECORD	1:55.82	CEPLAK Jolanda	SLO	Wien (AUT)	3 MAR 2002
CHAMPIONSHIP RECORD	1:55.82	CEPLAK Jolanda	SLO	Wien (AUT)	3 MAR 2002

 TIMING, RESULTS SERVICE & DISTANCE MEASUREMENT BY  **SWISS TIMING**

Rank	Bib	Name	Ctry	Heat	Lane	Pos	Result	
1	780	WERRO Audrey	SUI	4	5	1	2:00.92	Q EU23R
2	585	LIBERMAN Clara	FRA	4	3	2 L	2:01.00	Q PB
3	789	NIELSEN Wilma	SWE	4	6	3	2:02.68	q
4	568	MÄÄTTÄNEN Eveliina	FIN	1	4	1	2:02.73	Q
5	539	GARCÍA Daniela	ESP	4	2	4	2:02.75	q
6	581	DUMAS Charlotte	FRA	1	3	2	2:02.96	Q
7	616	WALLACE Erin	GBR	1	2	3	2:03.38	(.378)
8	625	KOLBERG Majtie	GER	1	6	4	2:03.38	(.380)
9	543	IBARZABAL Lorea	ESP	1	5	5	2:03.50	
10	638	DESPOLLARI Georgia-Maria	GRE	1	1	6	2:03.80	
11	742	SARNA Angelika	POL	5	5	1	2:03.91	Q
12	747	WIELGOSZ Anna	POL	3	5	1	2:03.94	Q
13	776	PELLAUD Rachel	SUI	3	1	2	2:04.04	Q
14	671	COIRO Eloisa	ITA	5	3	2	2:04.09	Q
15	689	GALVYDYTE Gabija	LTU	5	6	3	2:04.18	
16	594	BOFFEY Isabelle	GBR	5	4	4	2:04.28	
17	584	KANDISSOUNON Léna	FRA	3	6	3	2:04.86	
18	783	GAJANOVÁ Gabriela	SVK	3	3	4	2:04.95	
19	546	MITJANS Marta	ESP	5	2	5	2:05.52	
20	516	VUKOVIC Nina	CRO	5	1	6	2:05.94	
21	729	NYFORS Malin Ingeborg	NOR	3	4	5	2:06.98	
22	761	HORVAT Anita	SLO	2	6	1	2:08.71	Q
23	770	HOFFMANN Lore	SUI	2	5	2	2:08.75	Q
24	613	VANS AGNEW Grace	GBR	2	2	3 L	2:08.87	
25	501	BREDLINGER Caroline	AUT	2	3	4	2:08.90	
26	721	van OORSCHOT Priscilla	NED	3	2	6	2:09.07	
27	733	FORMELLA Aleksandra	POL	2	4	5	2:09.60	
28	649	KÉRI Bianka	HUN	2	1	6	2:09.71	
	533	NISSEN Annemarie	DEN	4	4		DNF	

Possible Replacement: 1st - WALLACE Erin (GBR) , 2nd - KOLBERG Majtie (GER)

Note:

TR17.3.4 - First infringement of the inside border

Legend

DNF Did Not Finish

EU23R European U23 Record

L Lane Infringement

PB Personal Best

Q Qualified by place

q Qualified by time

 Website: www.european-athletics.com

Page 1 of 1

OFFICIAL PARTNERS

Report created FRI 7 MAR 2025 11:04

BROADCAST PARTNER



Results

800m Women - Semifinals

8 MAR 2025

Qualified: First 3 in each heat (Q) advance to the Final

EUROPEAN RECORD	1:55.82	CEPLAK Jolanda	SLO	Wien (AUT)	3 MAR 2002
CHAMPIONSHIP RECORD	1:55.82	CEPLAK Jolanda	SLO	Wien (AUT)	3 MAR 2002

TIMING, RESULTS SERVICE & DISTANCE MEASUREMENT BY  **SWISS TIMING**

Semifinal 1 Start Time: 19:53

Rank	Bib	Name	Ctry	Lane	Result
1	780	WERRO Audrey	SUI	6	2:01.76 Q
2	585	LIBERMAN Clara	FRA	4	2:01.79 Q
3	671	COIRO Eloisa	ITA	1	2:02.02 Q
4	539	GARCÍA Daniela	ESP	2	2:02.16 PB
5	742	SARNA Angelika	POL	5	2:02.54
6	568	MÄÄTTÄNEN Eveliina	FIN	3	2:03.04

Intermediate times::

200m	29.98	539	GARCÍA Daniela (ESP)
400m	1:00.85	539	GARCÍA Daniela (ESP)
600m	1:32.18	780	WERRO Audrey (SUI)

Semifinal 2 Start Time: 20:01

Rank	Bib	Name	Ctry	Lane	Result
1	747	WIELGOSZ Anna	POL	5	2:03.29 Q
2	761	HORVAT Anita	SLO	6	2:03.48 Q
3	776	PELLAUD Rachel	SUI	1	2:03.53 Q
4	789	NIELSEN Wilma	SWE	4	2:03.55
5	770	HOFFMANN Lore	SUI	3	2:03.82
6	581	DUMAS Charlotte	FRA	2	2:05.84

Intermediate times::

200m	29.45	761	HORVAT Anita (SLO)
400m	1:02.39	761	HORVAT Anita (SLO)
600m	1:34.39	747	WIELGOSZ Anna (POL)

Possible Replacement: 1st - GARCÍA Daniela (ESP), 2nd - SARNA Angelika (POL)

Legend
PB Personal Best Q Qualified by place

Results Summary
800m Women - Semifinals
8 MAR 2025
Qualified: First 3 in each heat (Q) advance to the Final

EUROPEAN RECORD	1:55.82	CEPLAK Jolanda	SLO	Wien (AUT)	3 MAR 2002
CHAMPIONSHIP RECORD	1:55.82	CEPLAK Jolanda	SLO	Wien (AUT)	3 MAR 2002

 TIMING, RESULTS SERVICE &
DISTANCE MEASUREMENT BY  **SWISS TIMING**

Rank	Bib	Name	Ctry	Heat	Lane	Pos	Result
1	780	WERRO Audrey	SUI	1	6	1	2:01.76 Q
2	585	LIBERMAN Clara	FRA	1	4	2	2:01.79 Q
3	671	COIRO Eloisa	ITA	1	1	3	2:02.02 Q
4	539	GARCÍA Daniela	ESP	1	2	4	2:02.16 PB
5	742	SARNA Angelika	POL	1	5	5	2:02.54
6	568	MÄÄTTÄNEN Eveliina	FIN	1	3	6	2:03.04
7	747	WIELGOSZ Anna	POL	2	5	1	2:03.29 Q
8	761	HORVAT Anita	SLO	2	6	2	2:03.48 Q
9	776	PELLAUD Rachel	SUI	2	1	3	2:03.53 Q
10	789	NIELSEN Wilma	SWE	2	4	4	2:03.55
11	770	HOFFMANN Lore	SUI	2	3	5	2:03.82
12	581	DUMAS Charlotte	FRA	2	2	6	2:05.84

Possible Replacement: 1st - GARCÍA Daniela (ESP), 2nd - SARNA Angelika (POL)

Legend

PB Personal Best Q Qualified by place

 Website: www.european-athletics.com

Page 1 of 1

OFFICIAL PARTNERS



BROADCAST PARTNER



Results

800m Women - Final

START TIME

16:33

9 MAR 2025

EUROPEAN RECORD	1:55.82	CEPLAK Jolanda	SLO	Wien (AUT)	3 MAR 2002
CHAMPIONSHIP RECORD	1:55.82	CEPLAK Jolanda	SLO	Wien (AUT)	3 MAR 2002

TIMING, RESULTS SERVICE & DISTANCE MEASUREMENT BY  **SWISS TIMING**

Rank	Bib	Name	Ctry	Date of Birth	Lane	Result
1	747	WIELGOSZ Anna	POL	9 NOV 1993	4	2:02.09
2	585	LIBERMAN Clara	FRA	5 APR 2000	3	2:02.32
3	761	HORVAT Anita	SLO	7 SEP 1996	5	2:02.52
4	671	COIRO Eloisa	ITA	1 DEC 2000	1	2:02.59
5	776	PELLAUD Rachel	SUI	8 MAR 1995	2	2:03.87
6	780	WERRO Audrey	SUI	27 MAR 2004	6	2:27.37

Intermediate times:

200m	29.03	776	PELLAUD Rachel (SUI)
400m	1:02.02	747	WIELGOSZ Anna (POL)
600m	1:32.78	747	WIELGOSZ Anna (POL)

Race Analysis

60m Hurdles Women - Round 1 Heat 2/4

START TIME

20:55
6 MAR 2025
Qualified: First 3 in each heat (Q) and 4 best performers (q) advance to the Semifinals

EUROPEAN RECORD	7.68	KALLUR Susanna	SWE	Karlsruhe (GER)	10 FEB 2008
CHAMPIONSHIP RECORD	7.74	NAROZHILENKO Lyudmila	URS	Glasgow (GBR)	4 MAR 1990

Rank	Bib	Name	Ctry		Result		Time Behind	
			Hurdle 1	Hurdle 2	Hurdle 3	Hurdle 4	Hurdle 5	Finish
1	772	KAMBUNDJI Ditaji	SUI		7.92		Q	
			2.47 (2)	3.51 (1) 1.04	4.52 (1) 1.01	5.51 (1) 0.99	6.50 (1) 0.99	7.92 (1) 1.42
2	634	SCHNEIDER Rosina (TV Sulz)	GER		7.97		0.05 Q	
			2.52 (5)	3.57 (4) 1.05	4.58 (3) 1.01	5.56 (3) 0.98	6.55 (3) 0.99	7.97 (2) 1.42
3	532	BEITER BOMME Ida	DEN		8.01		0.09 Q	
			2.46 (1)	3.52 (2) 1.06	4.53 (2) 1.01	5.53 (2) 1.00	6.53 (2) 1.00	8.01 (3) 1.48
4	522	JIRANOVÁ Helena	CZE		8.06		0.14	
			2.51 (4)	3.56 (3) 1.05	4.59 (4) 1.03	5.59 (4) 1.00	6.60 (4) 1.01	8.06 (4) 1.46
5	566	KESKITALO Saara	FIN		8.09		0.17	
			2.53 (6)	3.60 (6) 1.07	4.63 (6) 1.03	5.64 (6) 1.01	6.62 (6) 0.98	8.09 (5) 1.47
6	760	GLOJNARIC Nika	SLO		8.09		0.17	
			2.50 (3)	3.57 (5) 1.07	4.60 (5) 1.03	5.62 (5) 1.02	6.62 (5) 1.00	8.09 (6) 1.47
7	738	MAJEWSKA Marika	POL		8.24		0.32	
			2.58 (7)	3.66 (7) 1.08	4.69 (7) 1.03	5.72 (7) 1.03	6.73 (7) 1.01	8.24 (7) 1.51
8	724	ANDRESEN Lovise Skarbøvik	NOR		8.32		0.40	
			2.60 (8)	3.69 (8) 1.09	4.73 (8) 1.04	5.76 (8) 1.03	6.79 (8) 1.03	8.32 (8) 1.53

Results Summary
60m Hurdles Women - Round 1

6 MAR 2025

REVISED 1
 8 MAR 17:06

Qualified: First 3 in each heat (Q) and 4 best performers (q) advance to the Semifinals

EUROPEAN RECORD	7.67	KAMBUNDJI Ditaji	SUI	Apeldoorn (NED)	7 MAR 2025
CHAMPIONSHIP RECORD	7.67	KAMBUNDJI Ditaji	SUI	Apeldoorn (NED)	7 MAR 2025

 TIMING, RESULTS SERVICE & DISTANCE MEASUREMENT BY  **SWISS TIMING**

Rank	Bib	Name	Ctry	Heat	Lane	Pos	Result	
1	744	SKRZYSZOWSKA Pia	POL	3	1	1	7.88	Q
2	722	VISSER Nadine	NED	1	7	1	7.89	Q
3	772	KAMBUNDJI Ditaji	SUI	2	3	1	7.92	Q
4	659	LAVIN Sarah	IRL	4	7	1	7.93	Q SB
5	634	SCHNEIDER Rosina	GER	2	1	2	7.97	(.964) Q
6	576	BAPTÉ Laeticia	FRA	4	4	2	7.97	(.969) Q
7	669	CARMASSI Giada	ITA	3	7	2	7.98	Q PB
8	504	STRAMETZ Karin	AUT	4	5	3	7.99	Q PB
9	562	HARALA Lotta	FIN	1	1	2	8.00	Q =PB
10	532	BEITER BOMME Ida	DEN	2	5	3	8.01	(.003) Q
11	629	MEIER Marlene	GER	3	6	3	8.01	(.007) Q
12	563	HURSKE Reetta	FIN	4	1	4	8.03	q =SB
13	651	KOZÁK Luca	HUN	4	8	5	8.04	q
14	674	di LAZZARO Elisa Maria	ITA	1	5	3	8.05	(.041) Q SB
15	653	TÓTH Anna	HUN	1	4	4	8.05	(.049) q
16	575	ALESSANDRINI Sacha	FRA	1	6	5	8.05	(.050) q
17	522	JIRANOVÁ Helena	CZE	2	2	4	8.06	
18	558	VERLIN Kreete	EST	3	8	4	8.08	
19	566	KESKITALO Saara	FIN	2	6	5	8.09	(.083)
20	760	GLOJNARIC Nika	SLO	2	4	6	8.09	(.084)
21	517	WILD Mia	CRO	1	8	6	8.11	(.103)
22	782	FORSTER Viktória	SVK	3	2	5	8.11	(.107)
23	765	LUKIC Anja	SRB	3	4	6	8.12	(.113)
24	743	SIELSKA Alicja	POL	4	2	6	8.12	(.114)
25	715	TJIN-A-LIM Maayke	NED	4	6	7	8.13	(.125)
26	557	SUUMANN Diana	EST	1	3	7	8.13	(.127) SB
27	691	JUŠKEVICIUTE Beatrice	LTU	3	5	7	8.14	PB
28	779	von JACKOWSKI Selina	SUI	3	3	8	8.22	
29	738	MAJEWSKA Marika	POL	2	8	7	8.24	(.232)
30	803	PLOTITSYNA Anna	UKR	1	2	8	8.24	(.240)
31	724	ANDRESEN Lovise Skarbøvik	NOR	2	7	8	8.32	
32	643	PESIRIDOU Elisavet	GRE	4	3	8	8.70	SB

Possible Replacement: 1st - JIRANOVÁ Helena (CZE), 2nd - VERLIN Kreete (EST)

Results Summary

60m Hurdles Women - Round 1

6 MAR 2025

REVISED 1
8 MAR 17:06

Legend
=PB Equal Personal Best =SB Equal Season Best PB Personal Best Q Qualified by place
q Qualified by time SB Season Best

REVISION SB Flag added.



Results

Triple Jump Women - Qualification

START TIME

18:35

6 MAR 2025

Qualification Standard: 14.00

Qualification Criteria: All athletes meeting the Qualification Standard (Q) or at least 8 best performers (q) advance to the Final

EUROPEAN RECORD	15.50	KRAVETS Inessa	UKR	Göteborg (SWE)	10 AUG 1995
CHAMPIONSHIP RECORD	15.16	HANSEN Ashia	GBR	Valencia (ESP)	28 FEB 1998

TIMING, RESULTS SERVICE & DISTANCE MEASUREMENT BY  **SWISS TIMING**

Start Time: 18:36

End Time: 19:34

Rank	Bib	Name	Ctry	1	2	3	Result
1	549	PELETEIRO-COMPAORÉ Ana	ESP	13.92	14.14		14.14 Q
2	793	DANISMAZ Tugba	TUR	x	14.10		14.10 Q SB
3	571	SALMINEN Senni	FIN	14.02			14.02 Q
4	759	FILIPIC Neja	SLO	x	x	13.95	13.95 q
5	582	GUILLAUME Ilionis	FRA	13.93	13.58	x	13.93 q
6	514	PETROVA Gabriela	BUL	13.90	x	r	13.90 q SB
7	755	ION Diana Ana Maria	ROU	13.64	13.88	13.85	13.88 q
8	692	KILTY Dovile	LTU	13.65	13.86	x	13.86 q SB
9	784	ÅSKAG Maja	SWE	13.76	13.74	x	13.76
10	636	WITTMANN Kira	GER	13.34	13.57	13.63	13.63
11	804	SINEY Mariia	UKR	x	12.90	13.56	13.56
12	690	GRIKŠAITE Aina	LTU	13.45	13.52	13.52	13.52
13	626	MADUKA Jessie	GER	13.44	13.50	13.36	13.50
14	694	ZAGAINOVA Diana	LTU	x	13.13	13.42	13.42
15	798	KORSUN Olha	UKR	13.03	x	13.39	13.39
16	529	SUCHÁ Linda	CZE	x	13.36	x	13.36
17	799	KRASUTSKA Anna	UKR	13.19	13.11	x	13.19
	758	TALOS Elena Andreea	ROU	x	r		NM

Starting order	1	2	3	4	5	6	7	8	9	10	11	12	13	14	15	16
	571	694	636	798	755	690	549	626	758	804	793	784	799	514	529	692

Starting order	17	18
	582	759

Legend

x Failure - Pass **NM** No Mark **Q** Qualified by standard
q Qualified without standard r Retired **SB** Season Best

Results

Triple Jump Women - Final

START TIME

18:50

7 MAR 2025

EUROPEAN RECORD	15.50	KRAVETS Inessa	UKR	Göteborg (SWE)	10 AUG 1995
CHAMPIONSHIP RECORD	15.16	HANSEN Ashia	GBR	Valencia (ESP)	28 FEB 1998

TIMING, RESULTS SERVICE & DISTANCE MEASUREMENT BY  **SWISS TIMING**

Final											
Start Time: 18:52											
End Time: 19:48											
Rank	Bib	Name	Ctry	Date of Birth	1	2	3	4	5	6	Result
1	549	PELETEIRO-COMPAORÉ Ana	ESP	2 DEC 1995	x	14.20	13.96	-	14.37	x	14.37 EL
2	755	ION Diana Ana Maria	ROU	27 NOV 2000	13.82	13.99	13.76	13.69	13.98	14.31	14.31 PB
3	571	SALMINEN Senni	FIN	29 JAN 1996	x	13.64	x	x	x	13.99	13.99
4	692	KILTY Dovile	LTU	14 JUL 1993	x	13.65	x	13.80	x	13.60	13.80
5	793	DANISMAZ Tugba	TUR	1 SEP 1999	13.79	x	x	x	x	x	13.79
6	582	GUILLAUME Ilionis	FRA	13 JAN 1998	13.54	x	13.52	x	13.43	13.53	13.54
7	514	PETROVA Gabriela	BUL	29 JUN 1992	x	x	x	13.51	13.32	x	13.51
8	759	FILIPIC Neja	SLO	22 APR 1995	x	x	x	x	13.39	x	13.39

Starting order	1	2	3	4	5	6	7	8
Initial	759	549	582	692	755	571	514	793
Final	759	514	582	571	692	793	755	549
Last attempt	759	514	582	571	793	692	755	549

Legend
x Failure - Pass EL European Lead PB Personal Best

Results
Pole Vault Women - Qualification

START TIME

19:05
6 MAR 2025
Qualification Standard: 4.65

Qualification Criteria: All athletes meeting the Qualification Standard (Q) or at least 8 best performers (q) advance to the Final

EUROPEAN RECORD	5.06	ISINBAYEVA Yelena	RUS	Zürich (SUI)	28 AUG 2009
CHAMPIONSHIP RECORD	4.90	ISINBAYEVA Yelena	RUS	Madrid (ESP)	6 MAR 2005

 TIMING, RESULTS SERVICE & DISTANCE MEASUREMENT BY  **SWISS TIMING**

Start Time: 19:06

End Time: 0:00

Rank	Bib	Name	Ctry	Date of Birth	4.10	4.30	4.45	4.55	4.65	Result
1	567	LAMPELA Elina	FIN	18 FEB 1998	-	o	o	o		4.55 q
1	775	MOSEER Angelica	SUI	9 OCT 1997	-	-	o	o		4.55 q
1	763	ŠUTEJ Tina	SLO	7 NOV 1988	-	-	o	o		4.55 q
1	530	ŠVÁBÍKOVÁ Amálie	CZE	22 NOV 1999	-	-	o	o		4.55 q
5	668	BRUNI Roberta	ITA	8 MAR 1994	-	o	xo	o		4.55 q
5	511	VEKEMANS Elien	BEL	30 APR 2001	-	o	xo	o		4.55 q
7	577	BONNIN Marie-Julie	FRA	17 DEC 2001	-	-	o	xo		4.55 q
8	681	MOLINAROLO Elisa	ITA	29 JAN 1994	-	o	o	xxx		4.45 q
9	560	ANDERSSON Saga	FIN	30 MAR 2000	-	o	xo	xxx		4.45
9	650	KLEKNER Hanga	HUN	24 SEP 1999	o	o	xo	xxx		4.45 =SB
11	580	DEHAYNAIN Alix	FRA	7 DEC 1997	-	o	xxo	xxx		4.45
12	637	ADAMOPOULOU Ariadni	GRE	19 DEC 2000	xxo	o	xxo	xxx		4.45 SB
13	683	SCARDANZAN Virginia	ITA	12 FEB 1998	o	o	xxx			4.30
14	624	KNÄSCHE Anjuli	GER	18 OCT 1993	o	xo	xxx			4.30
15	726	FAYE Kitty Friele	NOR	17 AUG 2002	o	xxx				4.10
	731	RETZIUS Lene Onsrud	NOR	4 JAN 1996	-	xxx				NM

Legend

 o Clearance x Failure - Pass =SB Equal Season Best
 NM No Mark q Qualified without standard SB Season Best

Results

Pole Vault Women - Final

START TIME

19:35

8 MAR 2025

REVISED 2
8 MAR 22:05

EUROPEAN RECORD	5.06	ISINBAYEVA Yelena	RUS	Zürich (SUI)	28 AUG 2009
CHAMPIONSHIP RECORD	4.90	ISINBAYEVA Yelena	RUS	Madrid (ESP)	6 MAR 2005

TIMING, RESULTS SERVICE & DISTANCE MEASUREMENT BY  **SWISS TIMING**

Final		Start Time: 19:34	End Time: 21:27										
Rank	Bib	Name	Ctry	Date of Birth	4.30	4.45	4.55	4.65	4.70	4.75	4.80	4.89	Result
1	775	MOSER Angelica	SUI	9 OCT 1997	-	o	o	o	xo	xo	o	xxx	4.80 SB
2	763	ŠUTEJ Tina	SLO	7 NOV 1988	-	o	o	xo	o	xxo	xxx		4.75 SB
3	577	BONNIN Marie-Julie	FRA	17 DEC 2001	-	-	xo	xo	xo	xxx			4.70
4	567	LAMPELA Elina	FIN	18 FEB 1998	xo	o	xo	xo	xo	xxx			4.70 PB
5	668	BRUNI Roberta	ITA	8 MAR 1994	o	o	o	o	xxo	xxx			4.70 =SB
6	530	ŠVÁBÍKOVÁ Amálie	CZE	22 NOV 1999	-	o	o	o	xxx				4.65 =SB
7	681	MOLINAROLO Elisa	ITA	29 JAN 1994	o	o	o	xxx					4.55
7	511	VEKEMANS Elien	BEL	30 APR 2001	o	o	o	xxx					4.55

Legend

o Clearance x Failure - Pass =SB Equal Season Best
PB Personal Best SB Season Best

REVISED

Last attempt from athlete MOSER, A. changed to invalid.